

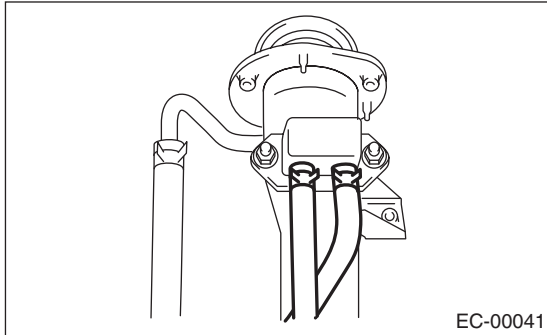
SHUT VALVE

EMISSION CONTROL (AUX. EMISSION CONTROL DEVICES)

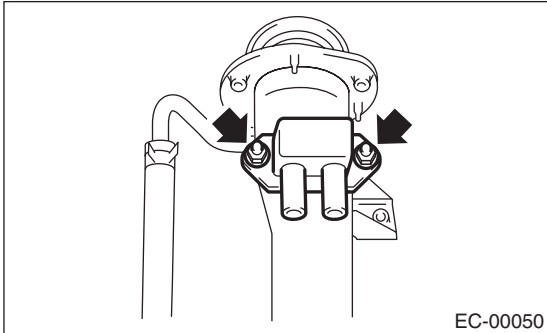
15. Shut Valve

A: REMOVAL

- 1) Remove the fuel filler pipe. <Ref. to FU(H4SO)-53, REMOVAL, Fuel Filler Pipe.>
- 2) Disconnect the evaporation hoses from shut valve.



- 3) Remove the shut valve from fuel filler pipe.

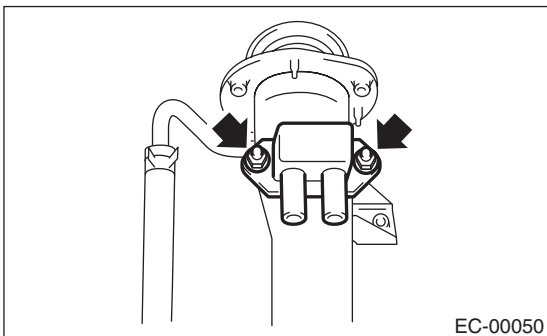


B: INSTALLATION

Install in the reverse order of removal.

Tightening torque:

4.5 N·m (0.46 kgf·m, 3.3 ft·lb)



C: INSPECTION

Make sure the hoses are not cracked or loose.