

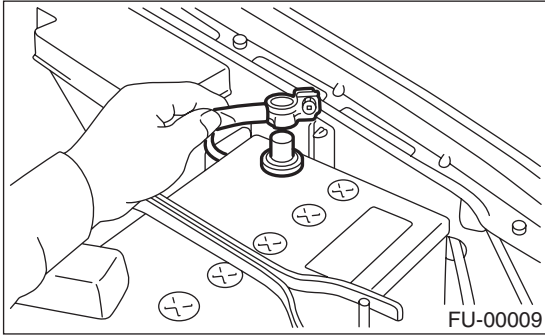
CRANKSHAFT POSITION SENSOR

FUEL INJECTION (FUEL SYSTEMS)


5. Crankshaft Position Sensor

A: REMOVAL

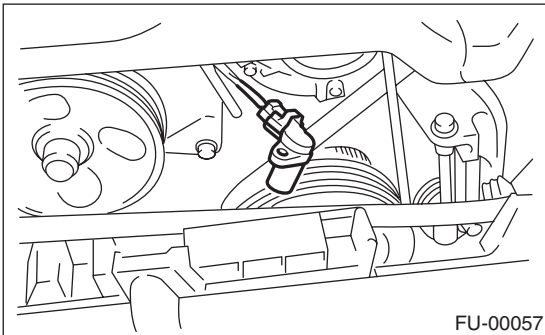
1) Disconnect the ground cable from battery.



2) Remove the bolt which install crankshaft position sensor to the cylinder block.



3) Remove the crankshaft position sensor, and disconnect the connector from it.



B: INSTALLATION

Install in the reverse order of removal.

Tightening torque:

T: 6.4 N·m (0.65 kgf-m, 4.7 ft-lb)

