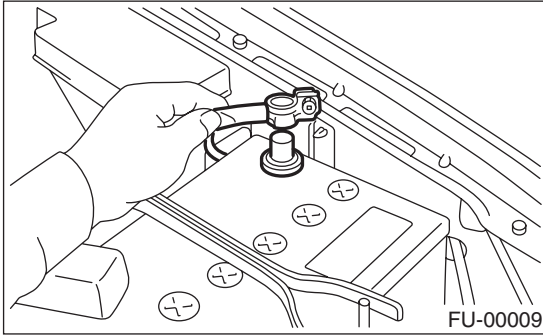


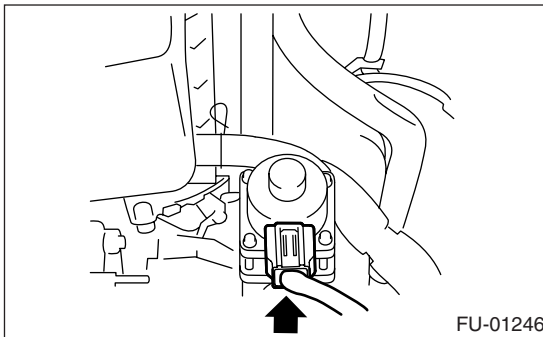
12.EGR Valve

A: REMOVAL

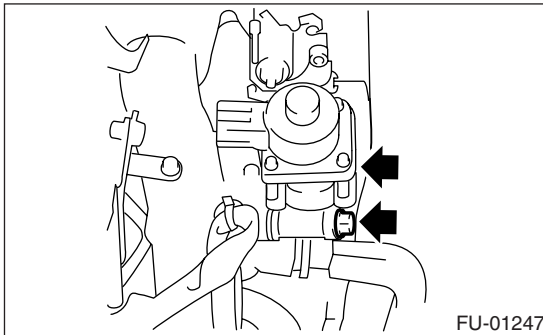
1) Disconnect the ground cable from battery.



2) Disconnect the connector from EGR valve.



3) Remove the EGR valve from intake manifold.



B: INSTALLATION

Install in the reverse order of removal.

NOTE:

For tightening torque, refer to "COMPONENT".
<Ref. to FU(H4SO)-3, COMPONENT, General Description.>