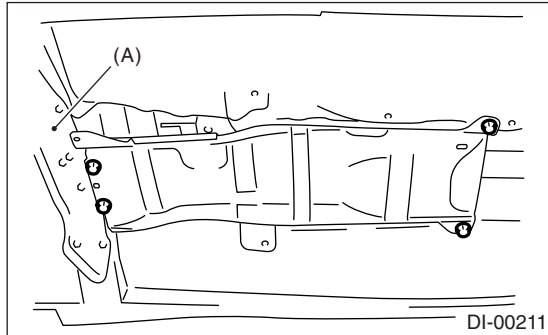


25. Heat Shield Cover

A: REMOVAL

1. FRONT HEAT SHIELD COVER

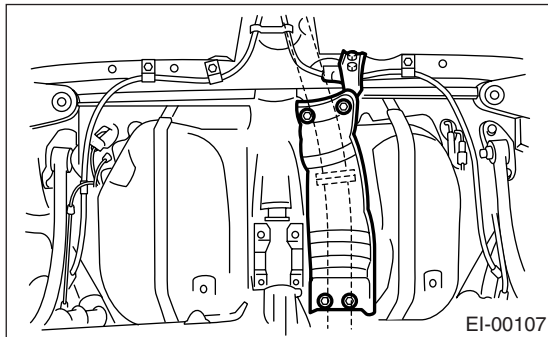
1) Loosen the four bolts to remove front heat shield cover.



(A) Transmission mount

2. CENTER HEAT SHIELD COVER

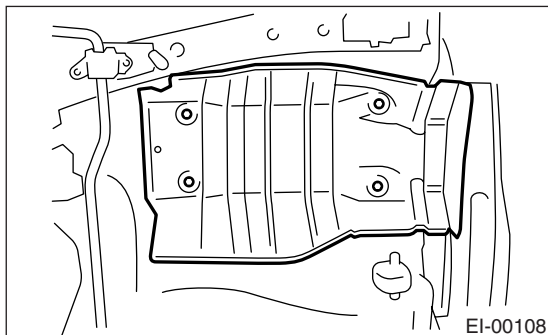
1) Loosen the four bolts to remove center heat shield cover.



3. REAR HEAT SHIELD COVER

1) Remove the muffler. <Ref. to EX(H4SO)-9, REMOVAL, Muffler.>

2) Loosen the four bolts to remove rear heat shield cover.



B: INSTALLATION

Install in the reverse order of removal.

HEAT SHIELD COVER

EXTERIOR/INTERIOR TRIM
