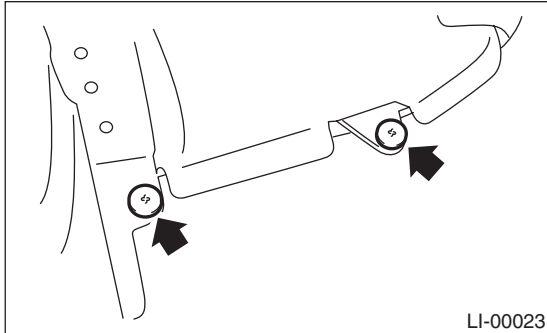


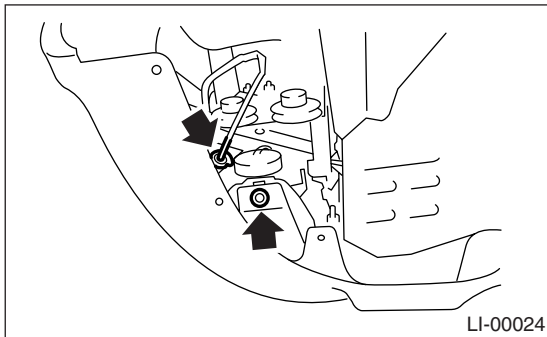
14. Front Fog Light Assembly

A: REMOVAL

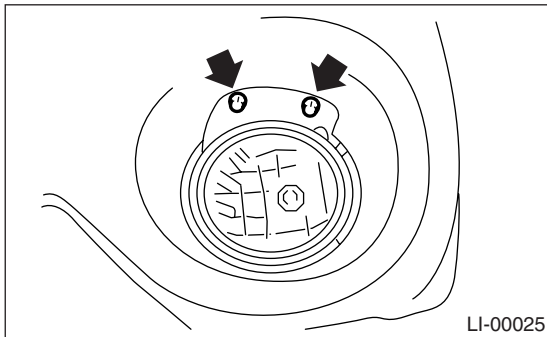
- 1) Disconnect the ground cable from battery.
- 2) Remove the two clips and lower mudguard.



- 3) Disconnect the harness connector.
- 4) Remove the lower bolts.



- 5) Remove the mounting bolts and clip, and then detach the fog light assembly.



B: INSTALLATION

Install in the reverse order of removal.