

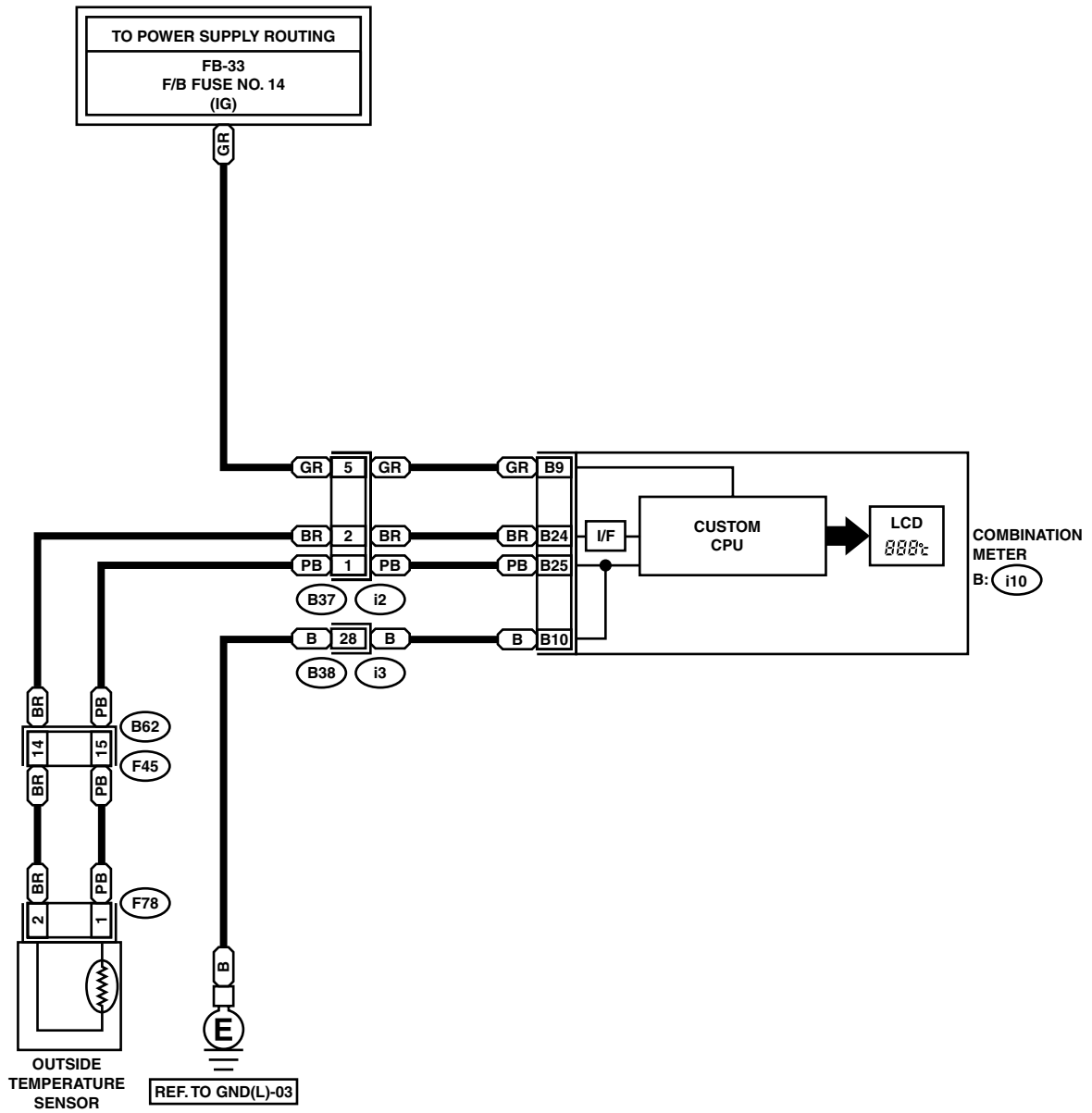
## 29. Outside Temperature Display System

### A: SCHEMATIC

#### 1. LHD MODEL

O/T(L)-01

O/T(L)-01



F78 (BLACK)

1	2
---	---

F45

1	2	3	4	5	6	7		
8	9	10	11	12	13	14	15	16

B37

1	2	3	4	5	6	7	8	9	10	11		
12	13	14	15	16	17	18	19	20	21	22	23	24

B: i10 (GREEN)

1	2	3	4	5	6	7	8	9	10	11	12	13	14		
15	16	17	18	19	20	21	22	23	24	25	26	27	28	29	30

B38

1	2	3	4	5	6	7	8	9			
10	11	12	13	14	15	16	17	18	19	20	21
22	23	24	25	26	27	28	29	30	31	32	

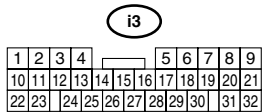
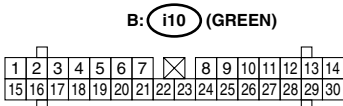
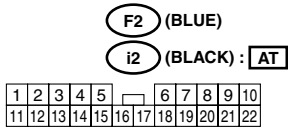
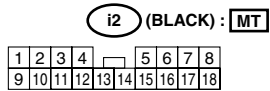
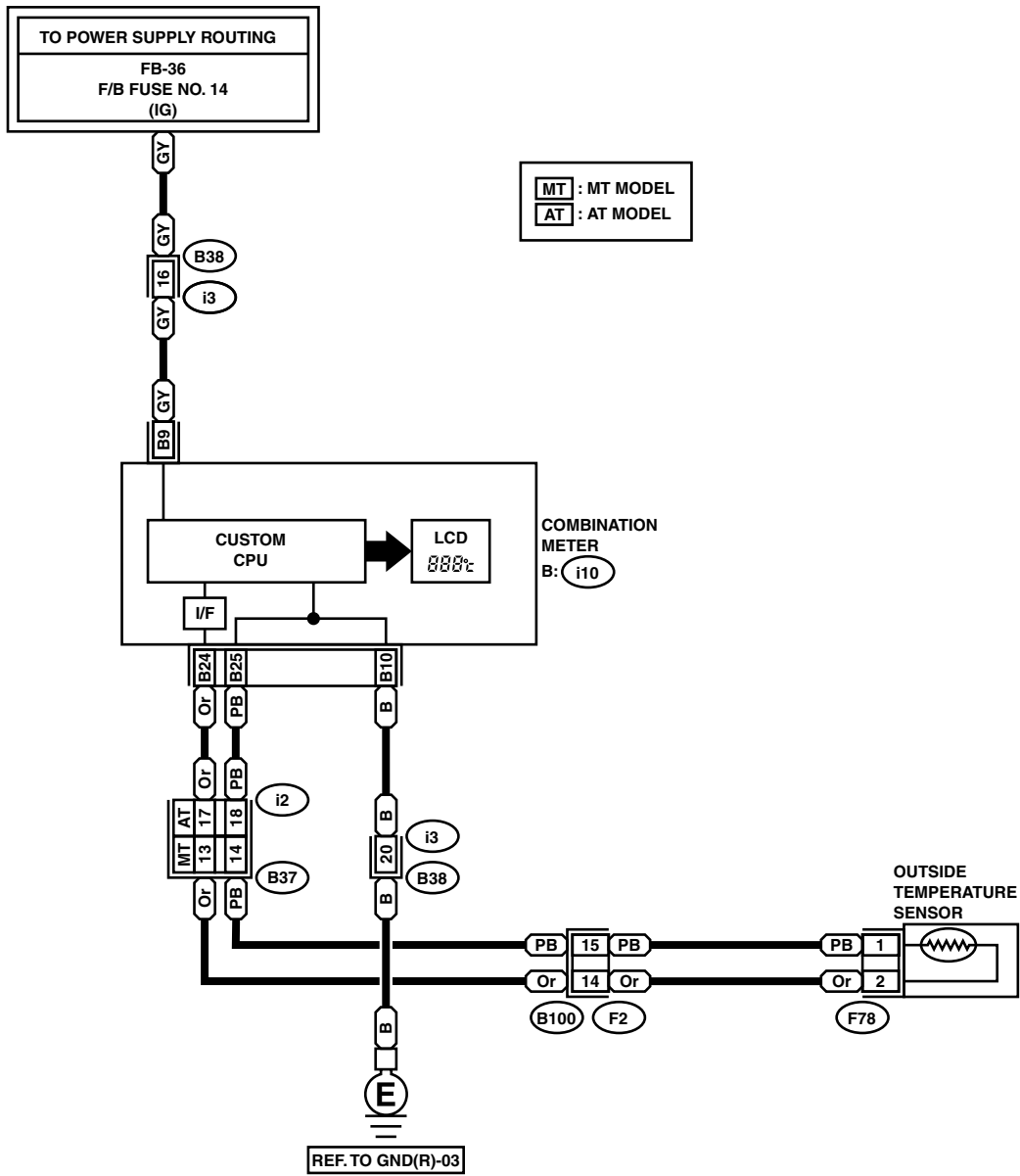
# OUTSIDE TEMPERATURE DISPLAY SYSTEM

WIRING SYSTEM

## 2. RHD MODEL

O/T(R)-01

O/T(R)-01



WI-00436

# PARKING BRAKE AND BRAKE FLUID LEVEL WARNING SYSTEM

WIRING SYSTEM

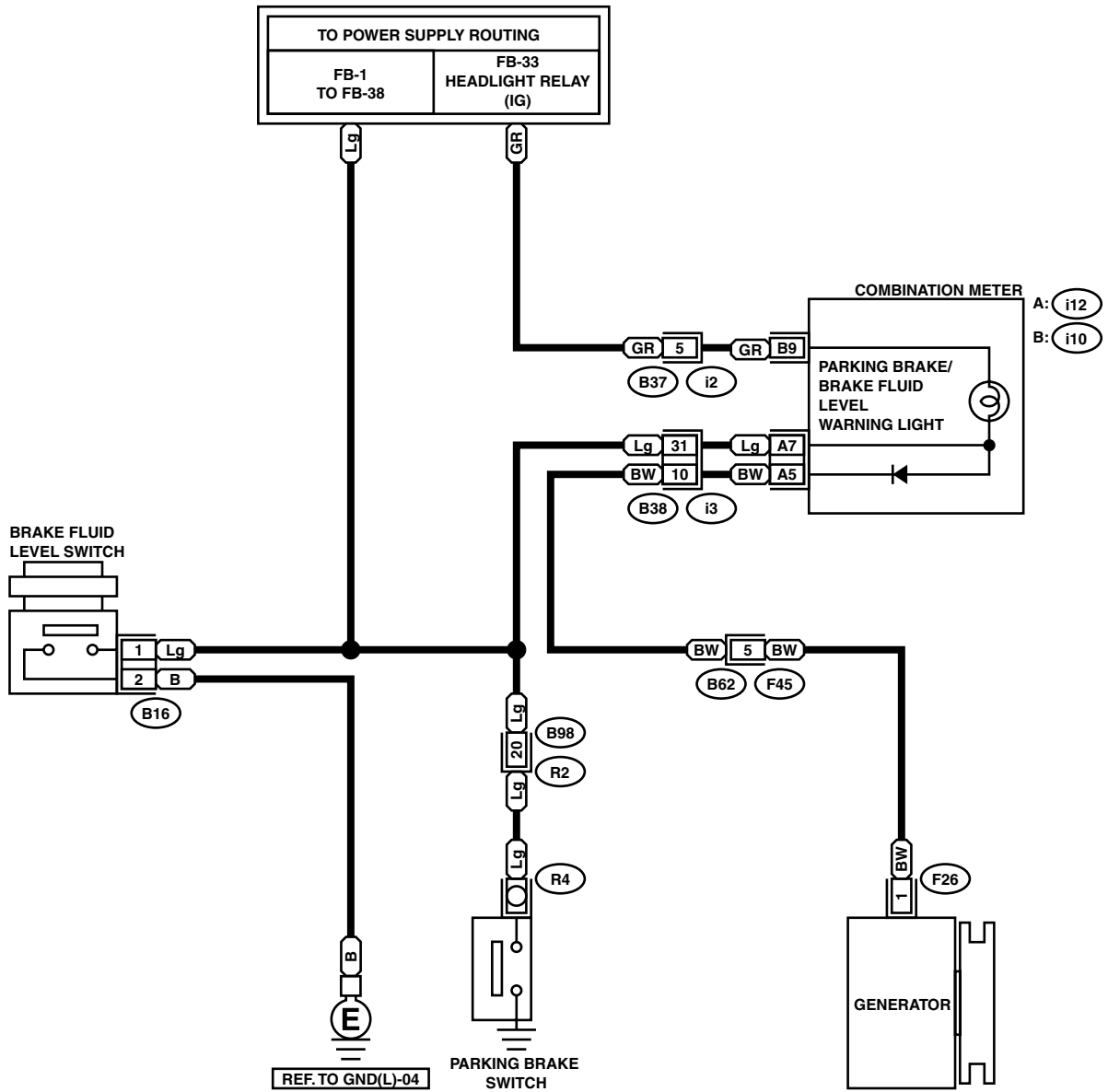
## 30. Parking Brake and Brake Fluid Level Warning System

### A: SCHEMATIC

#### 1. LHD MODEL

BR/W(L)-01

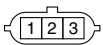
BR/W(L)-01



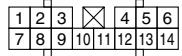
B16 (GRAY)



F26 (GREEN)



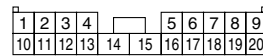
A: i12 (GREEN)



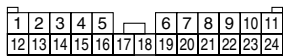
F45



B98



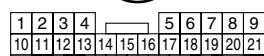
B37



B: i10 (GREEN)



B38



WI-00438

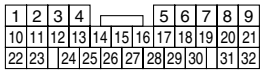
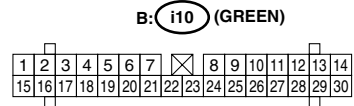
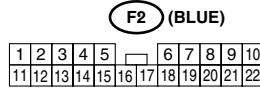
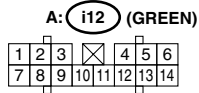
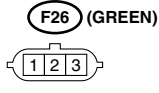
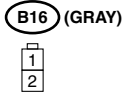
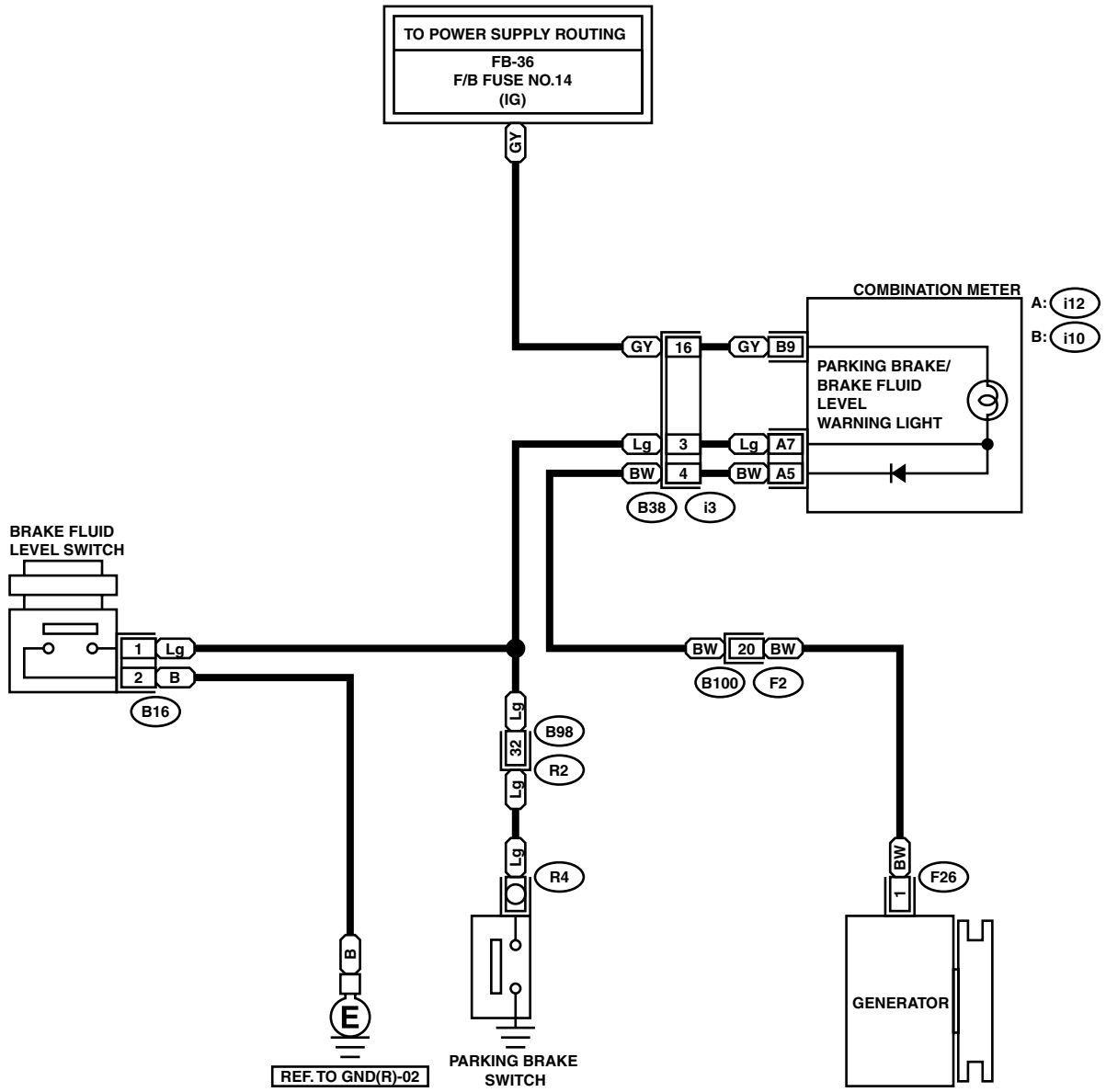
# PARKING BRAKE AND BRAKE FLUID LEVEL WARNING SYSTEM

## WIRING SYSTEM

### 2. RHD MODEL

BRW(R)-01

BRW(R)-01



WI-00439

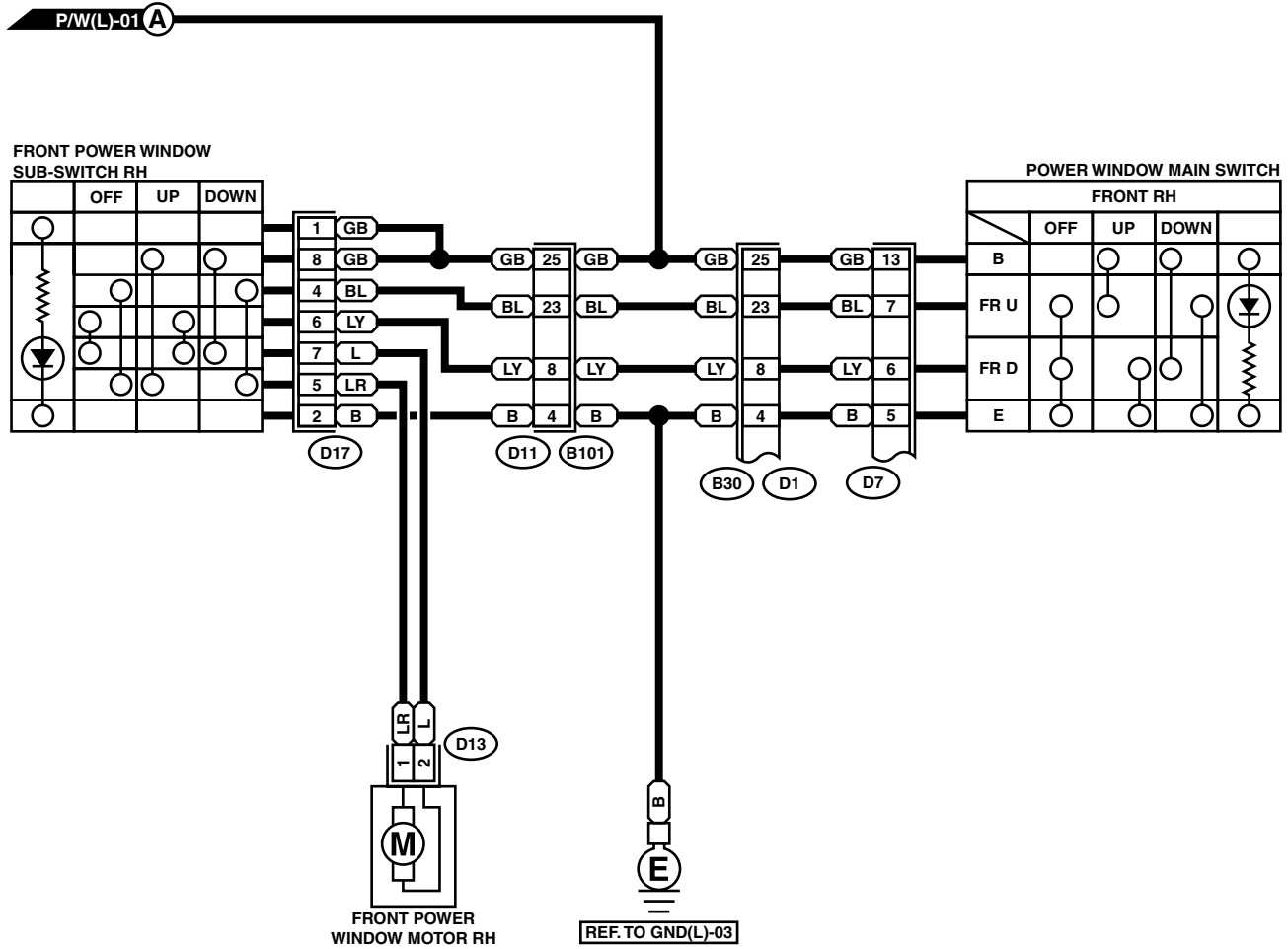


# POWER WINDOW SYSTEM

WIRING SYSTEM

P/W(L)-02

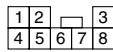
P/W(L)-02



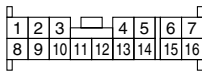
D13 (GREEN)



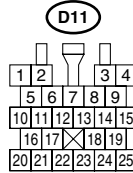
D17



D7



D1



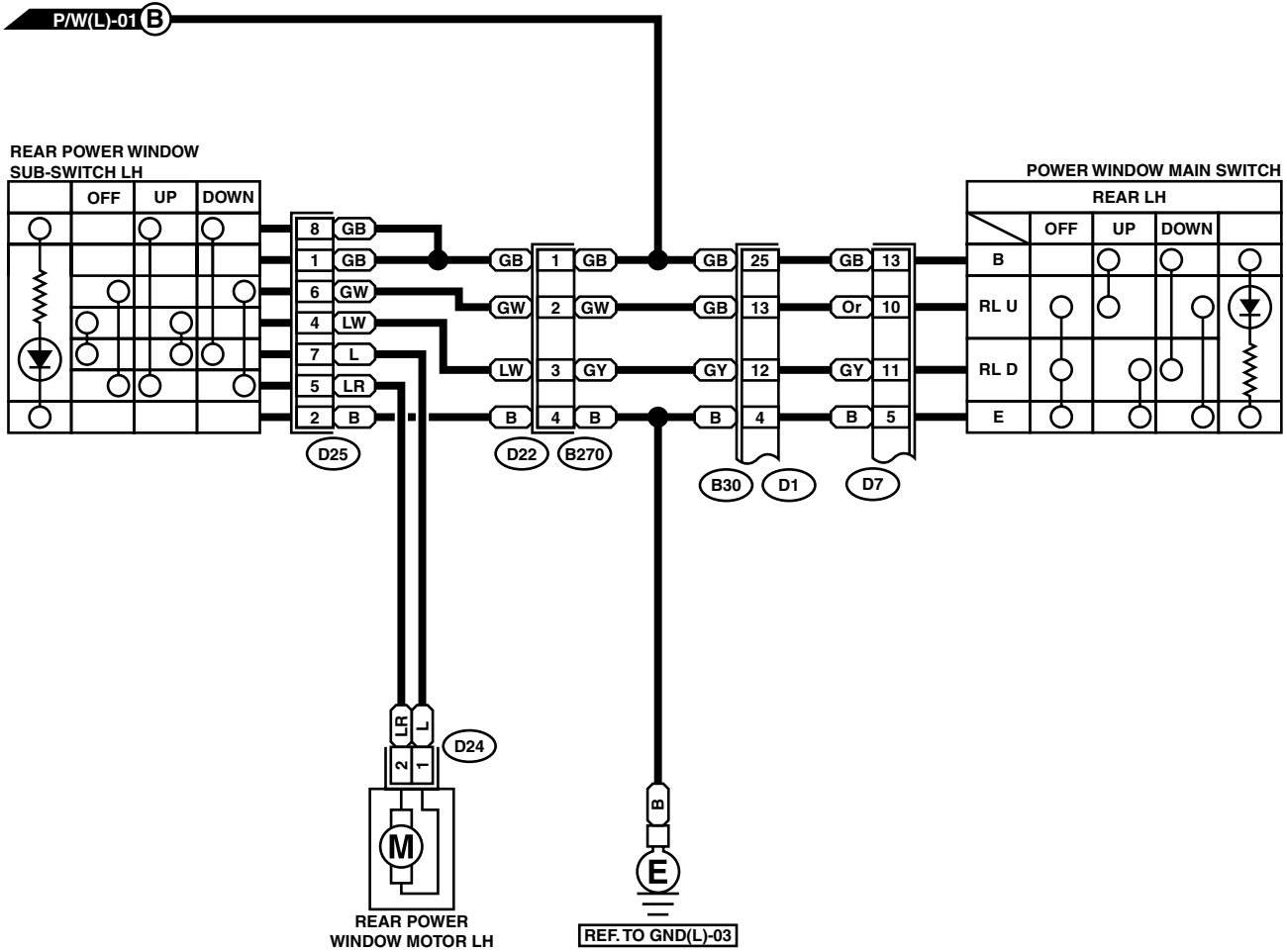
WI-00445

# POWER WINDOW SYSTEM

WIRING SYSTEM

P/W(L)-03

P/W(L)-03



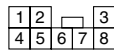
D24 (GREEN)



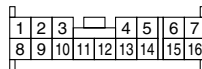
B270



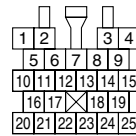
D25



D7



D1



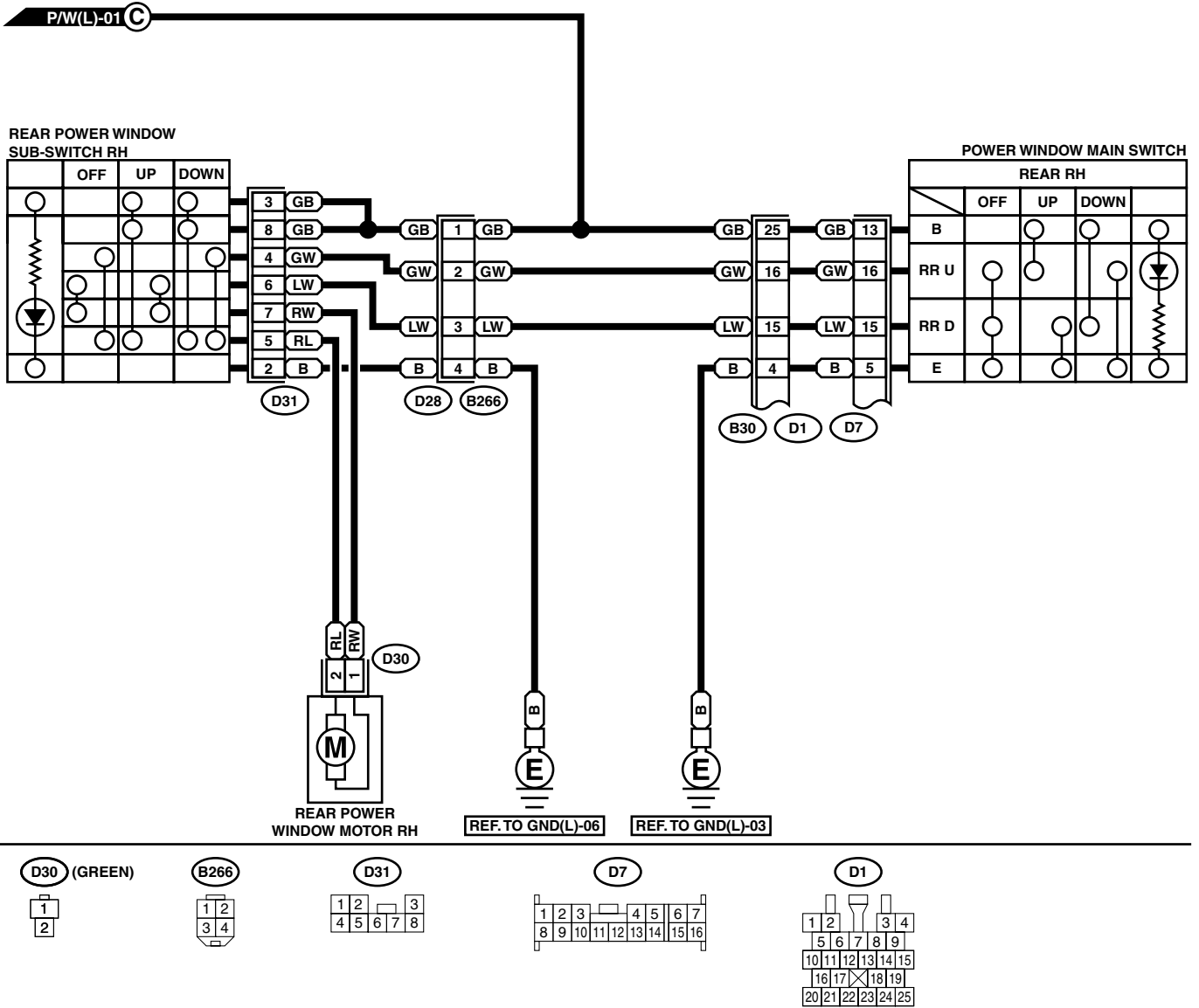
WI-00446

# POWER WINDOW SYSTEM

WIRING SYSTEM

P/W(L)-04

P/W(L)-04



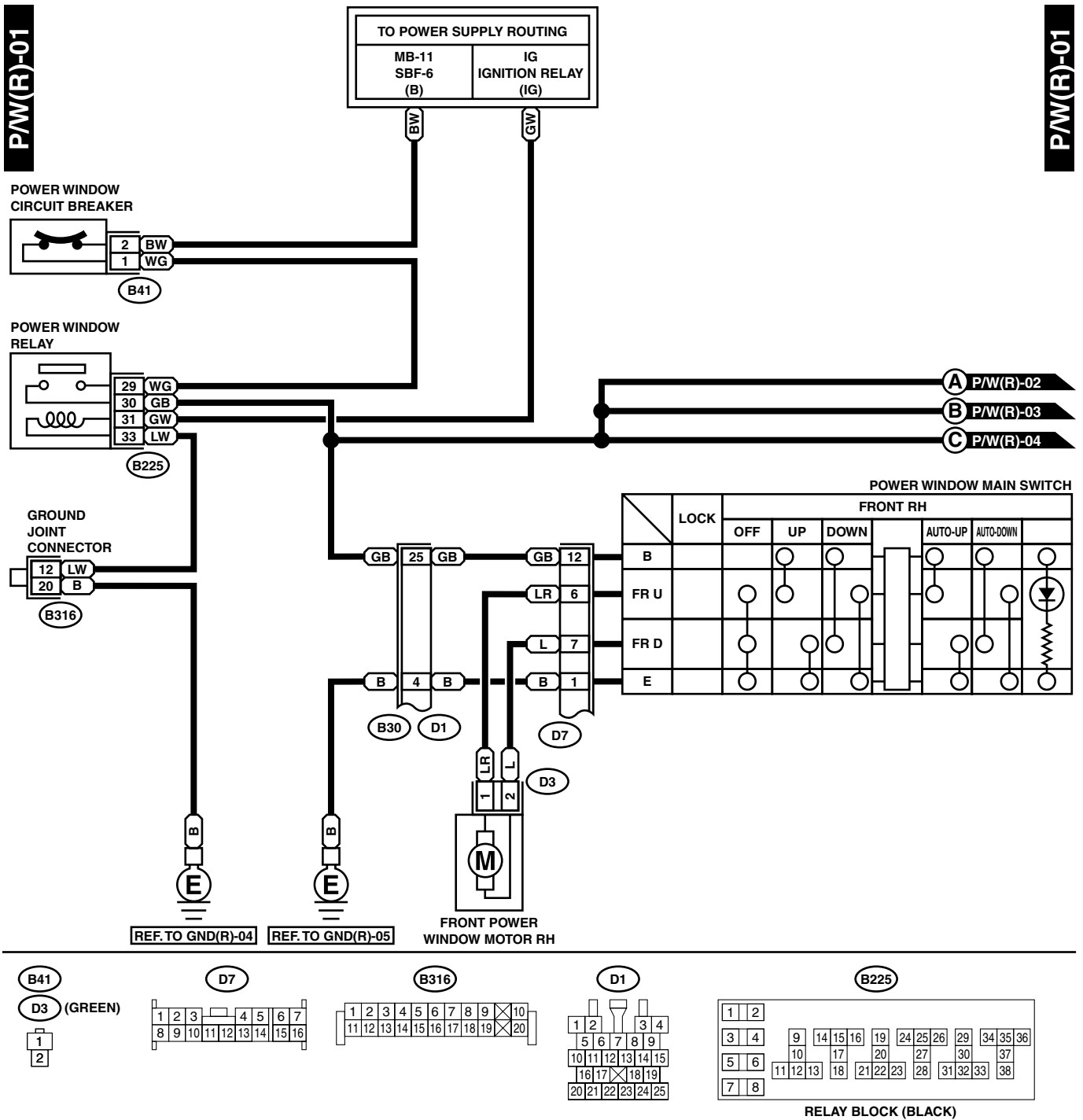
WI-00447



# POWER WINDOW SYSTEM

WIRING SYSTEM

## 2. RHD MODEL



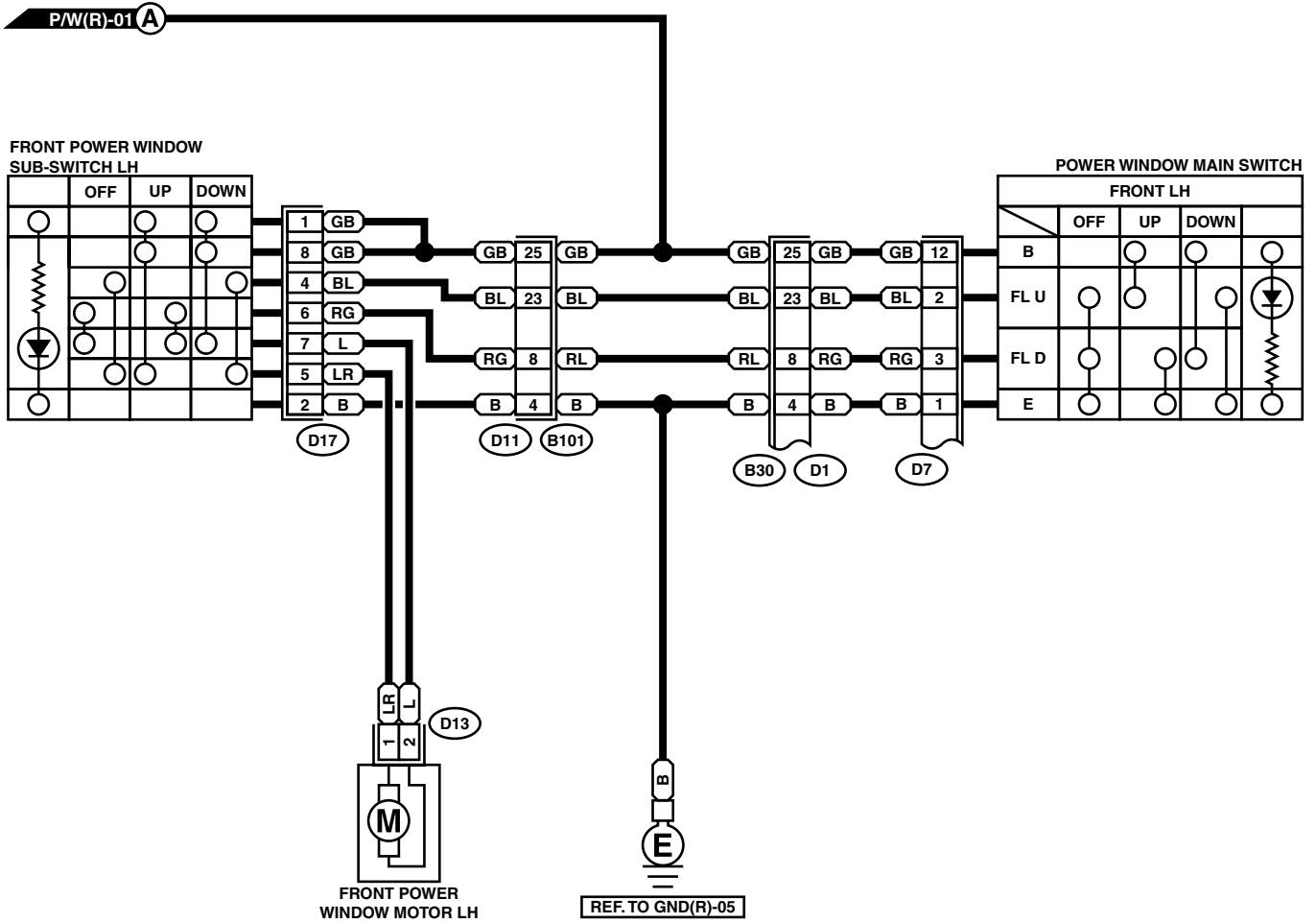
WI-00448

# POWER WINDOW SYSTEM

WIRING SYSTEM

P/W(R)-02

P/W(R)-02



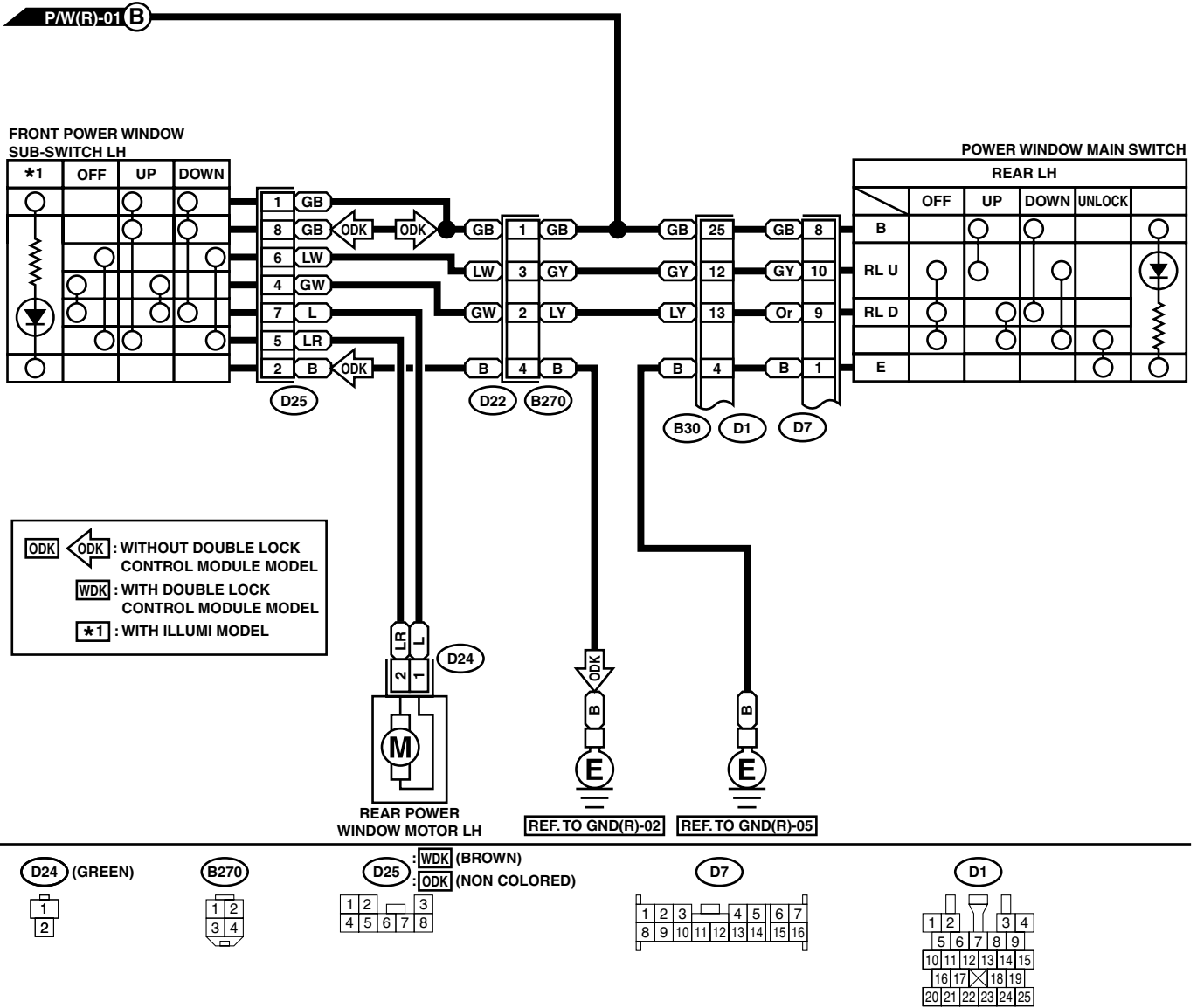
WI-00449

# POWER WINDOW SYSTEM

WIRING SYSTEM

P/W(R)-03

P/W(R)-03



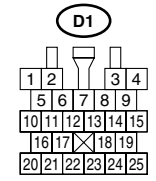
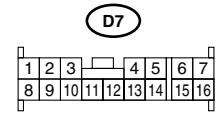
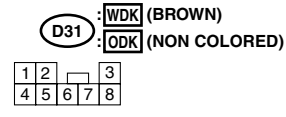
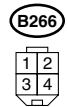
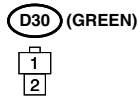
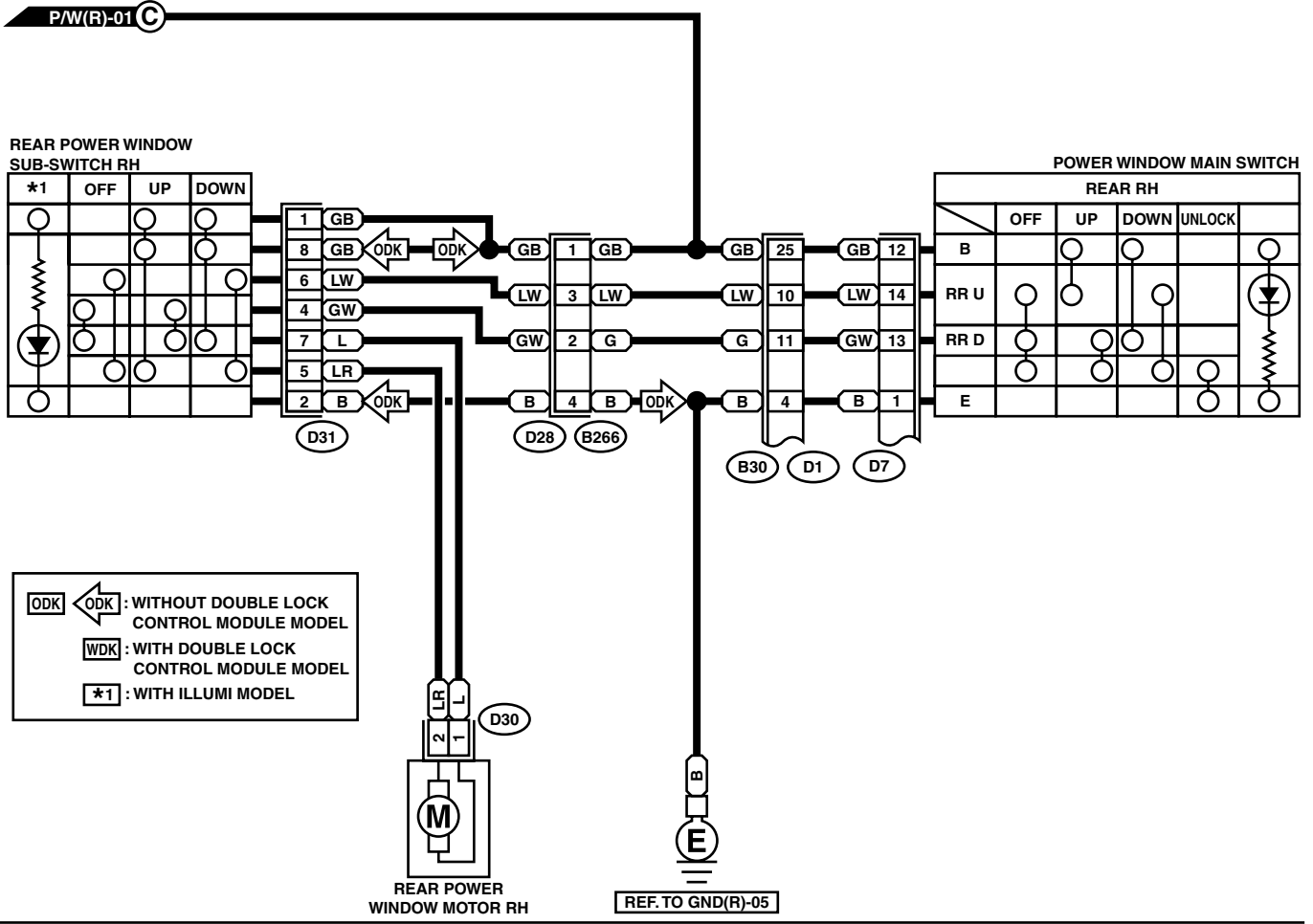
WI-00450

# POWER WINDOW SYSTEM

WIRING SYSTEM

P/W(R)-04

P/W(R)-04



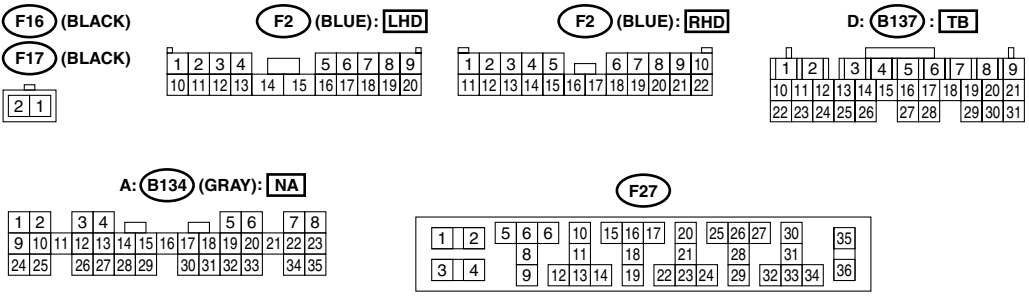
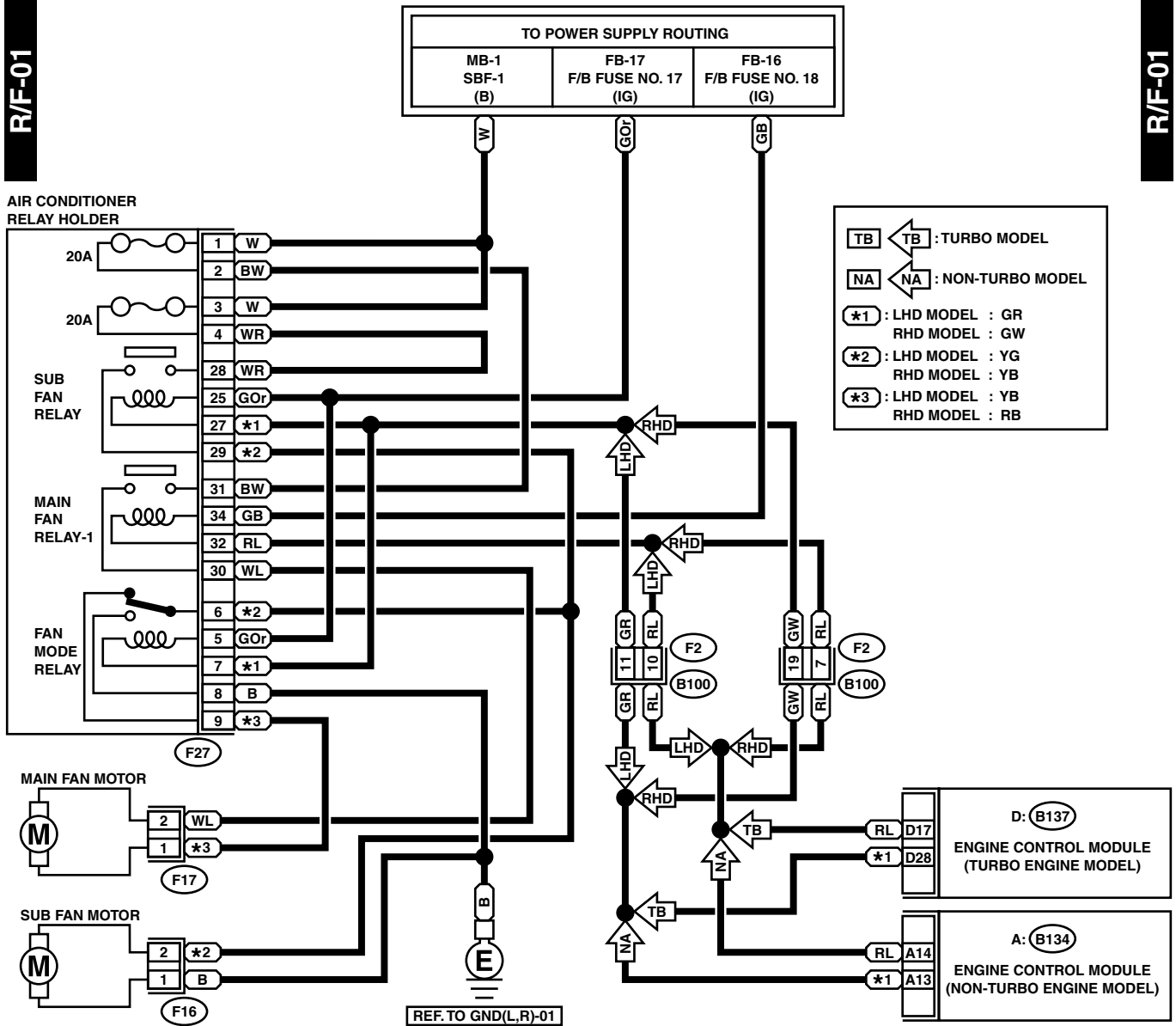
WI-00451

## 32.Radiator Fan System

### A: SCHEMATIC

R/F-01

R/F-01



A/C RELAY HOLDER

# REAR ACCESSORY POWER SUPPLY SYSTEM

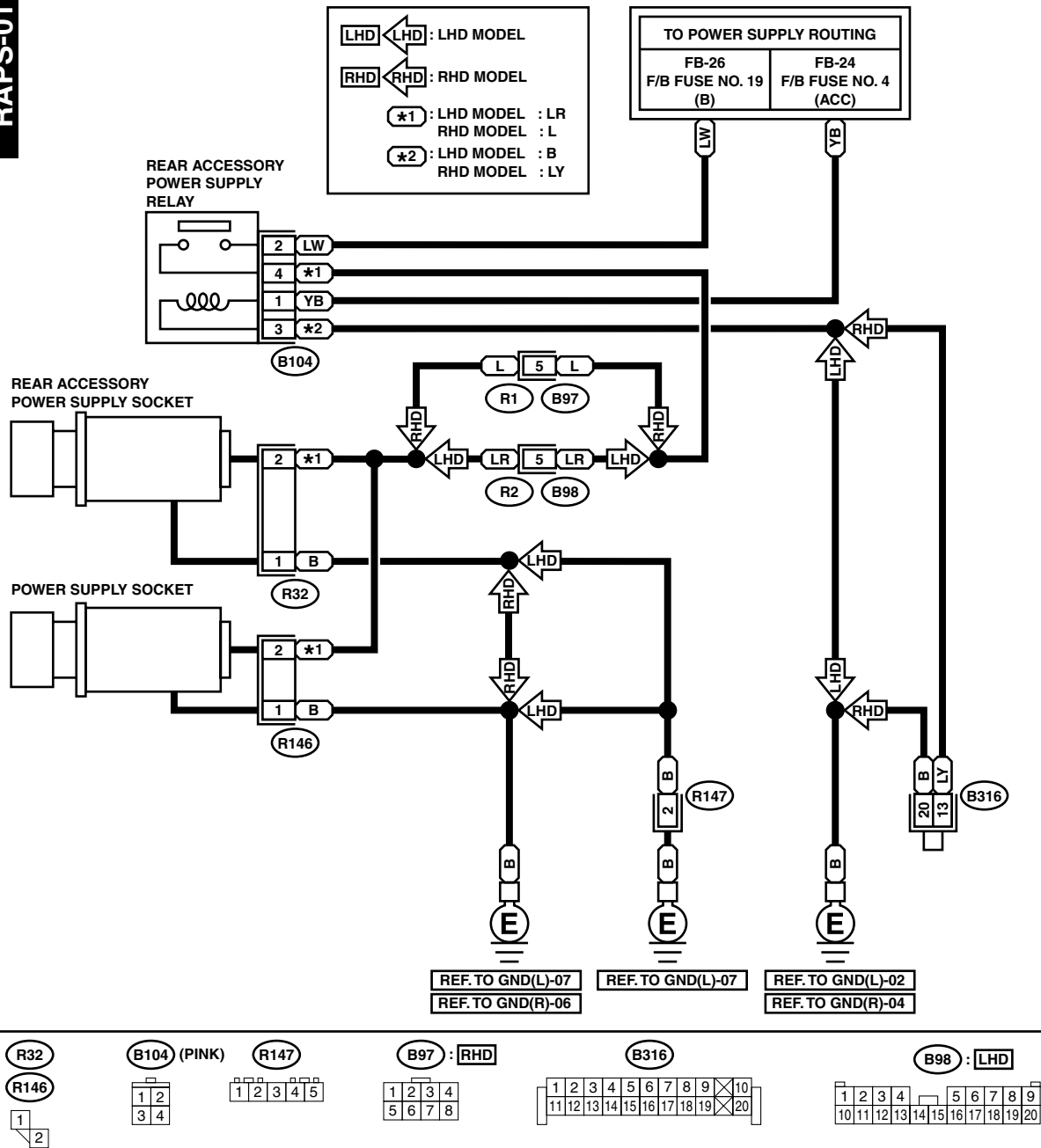
WIRING SYSTEM

## 33.Rear Accessory Power Supply System

### A: SCHEMATIC

RAPS-01

RAPS-01



WI-00455

# REAR DIFFERENTIAL OIL TEMPERATURE WARNING SYSTEM

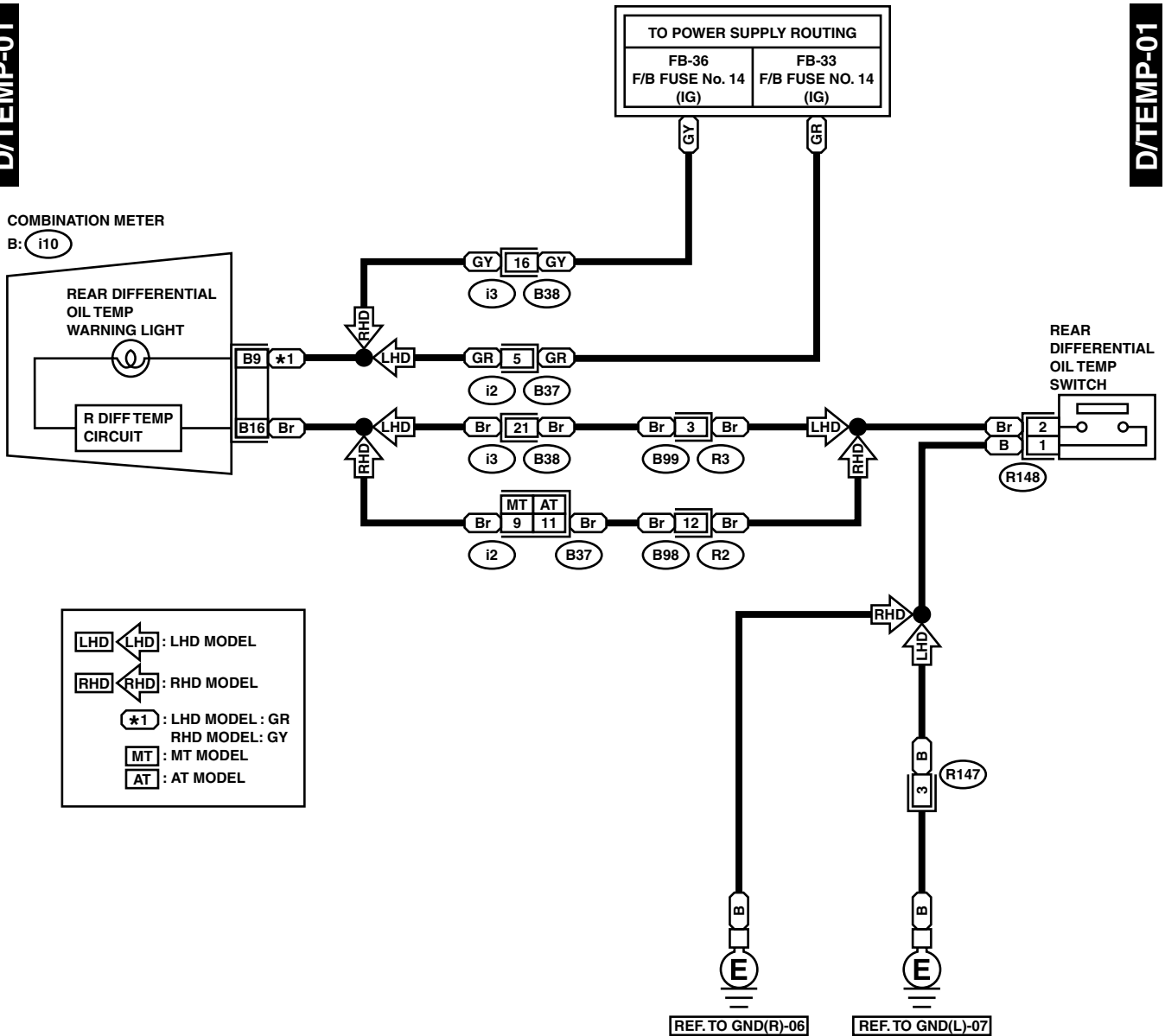
WIRING SYSTEM

## 34.Rear Differential Oil Temperature Warning System

### A: SCHEMATIC

D/TEMP-01

D/TEMP-01



WI-00457

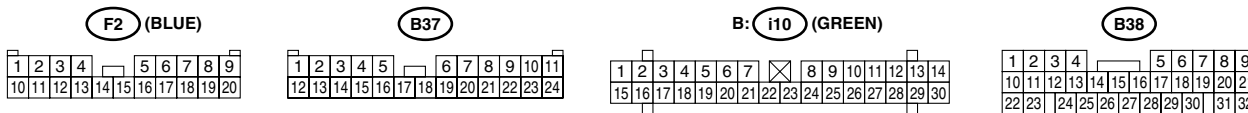
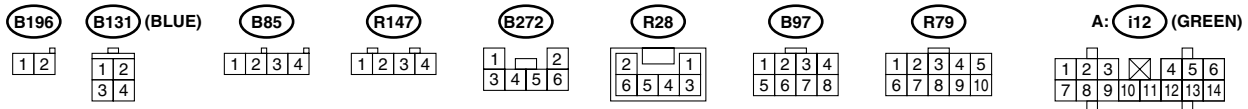
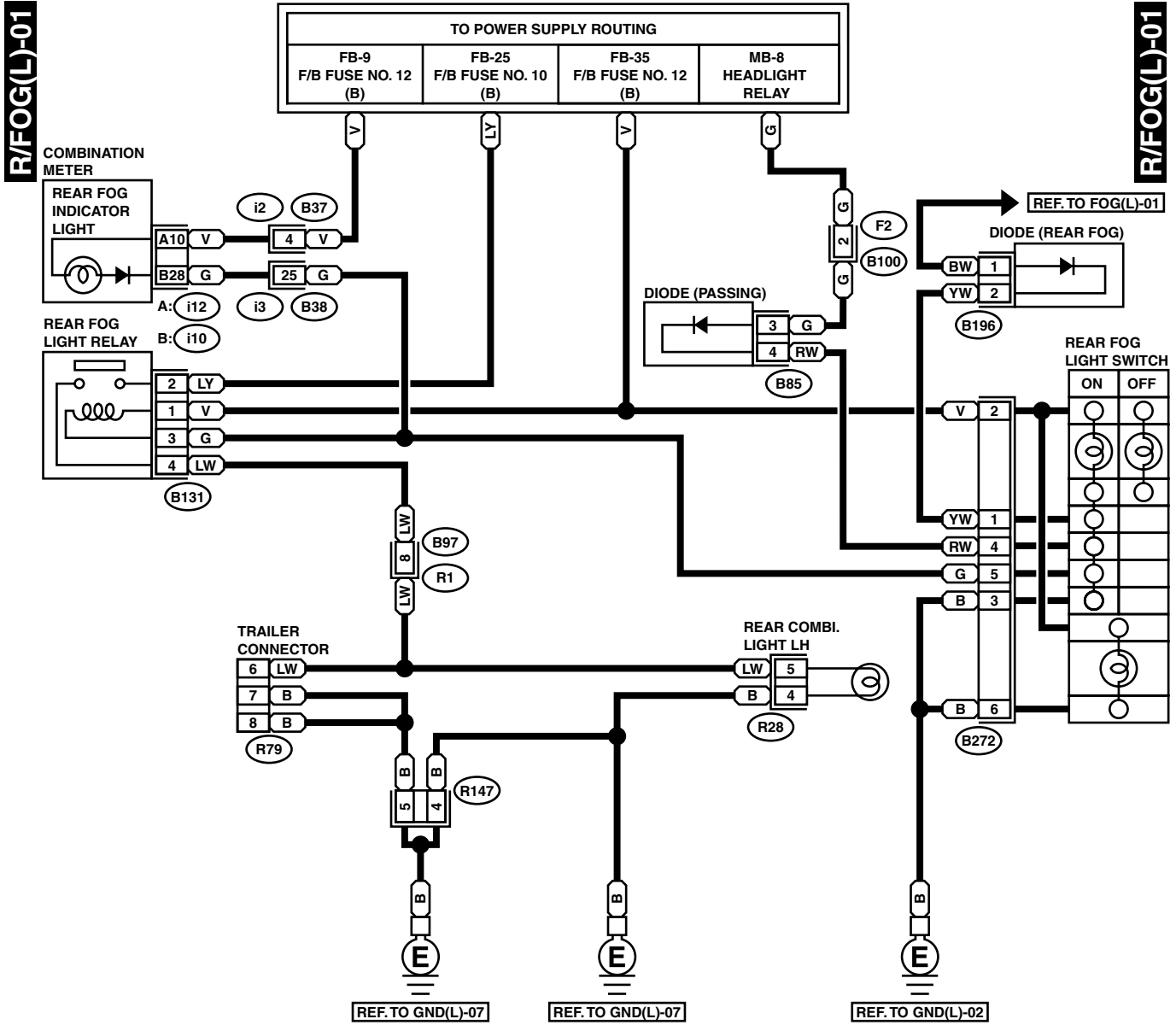
# REAR FOG LIGHT SYSTEM

WIRING SYSTEM

## 35.Rear Fog Light System

### A: SCHEMATIC

#### 1. LHD MODEL



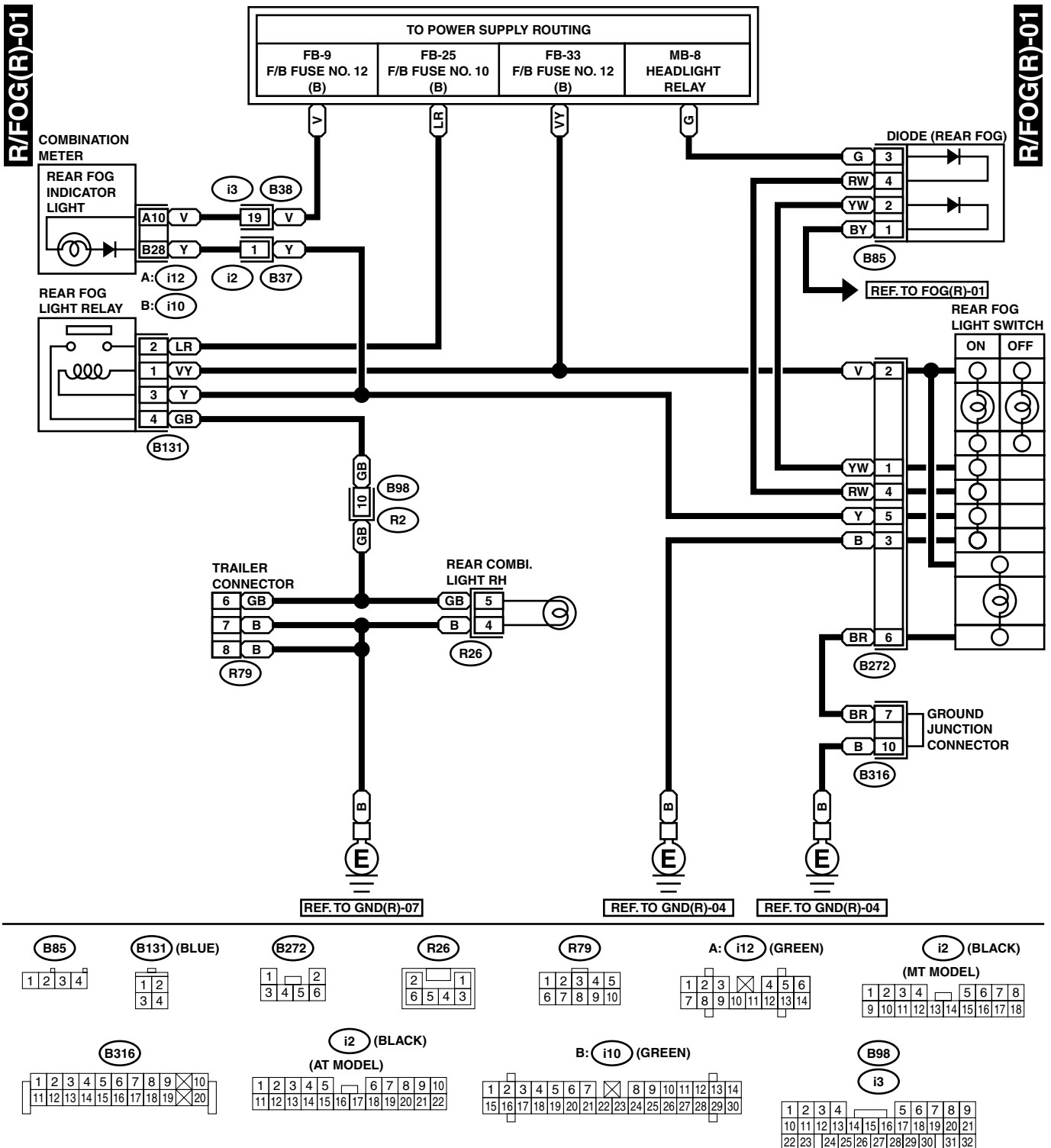
WI-00459



# REAR FOG LIGHT SYSTEM

WIRING SYSTEM

## 2. RHD MODEL



WI-00460

# REAR WINDOW DEFOGGER SYSTEM

WIRING SYSTEM

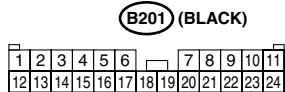
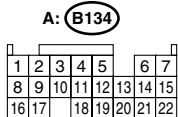
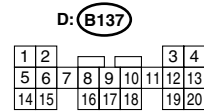
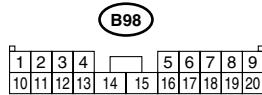
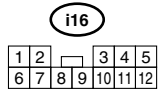
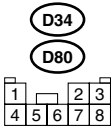
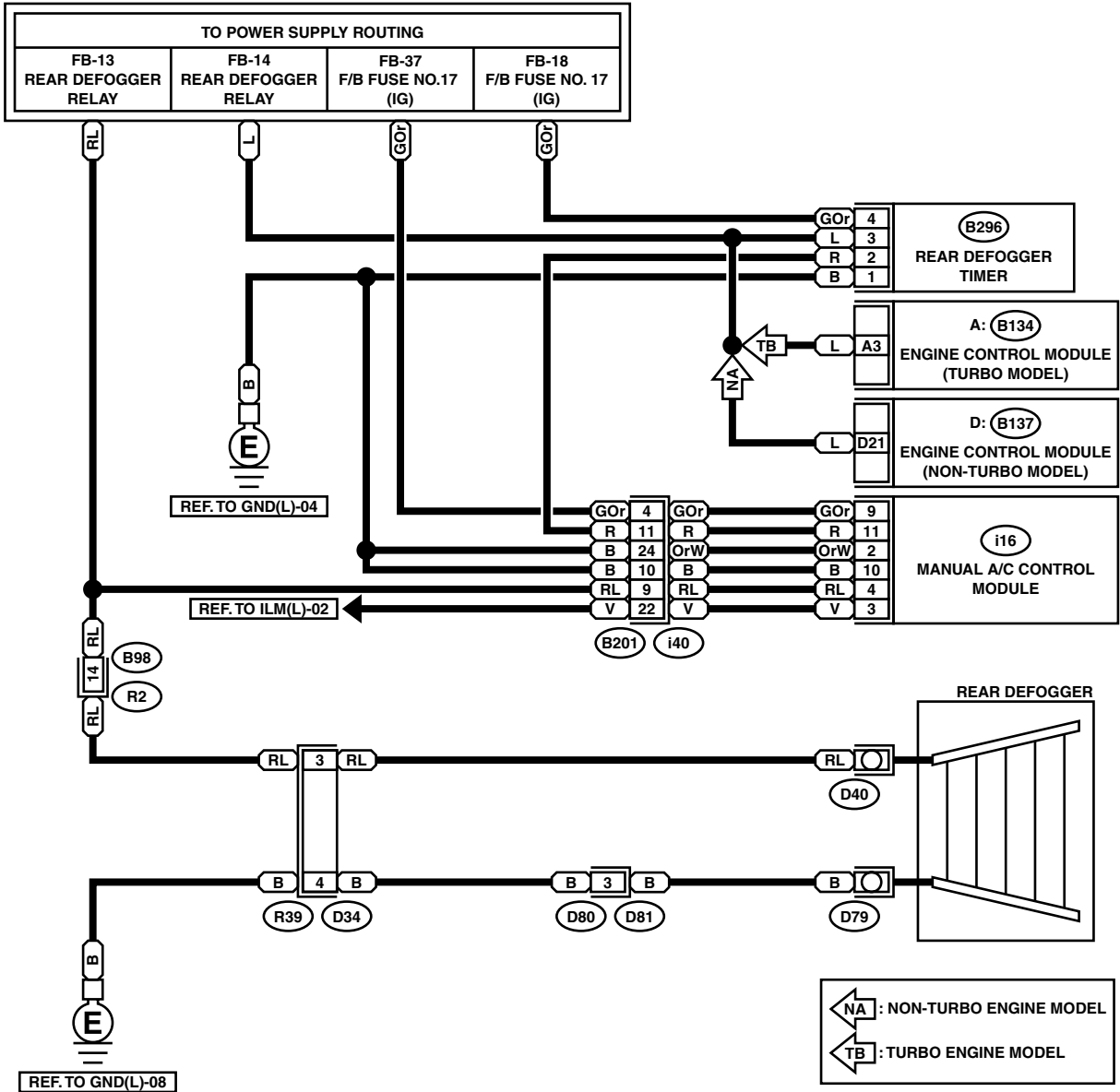
## 36.Rear Window Defogger System

### A: SCHEMATIC

#### 1. LHD MODEL

R/DEF(L)-01

R/DEF(L)-01



WI-00461

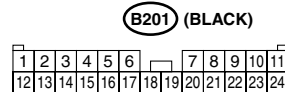
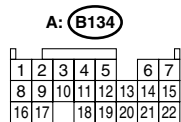
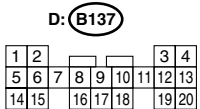
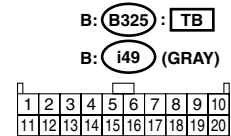
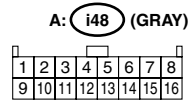
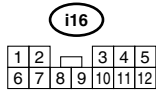
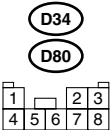
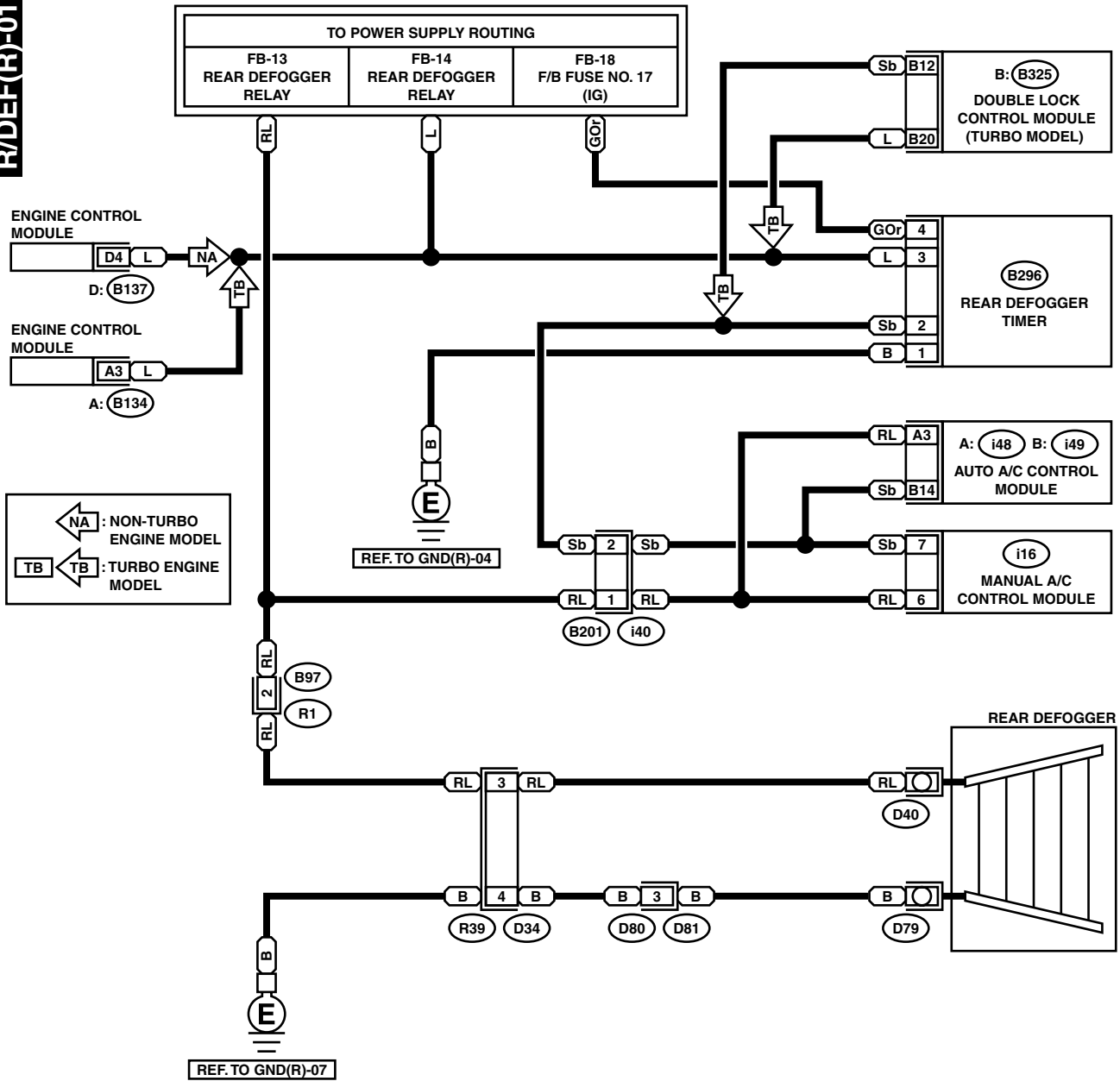
# REAR WINDOW DEFOGGER SYSTEM

WIRING SYSTEM

## 2. RHD MODEL

R/DEF(R)-01

R/DEF(R)-01



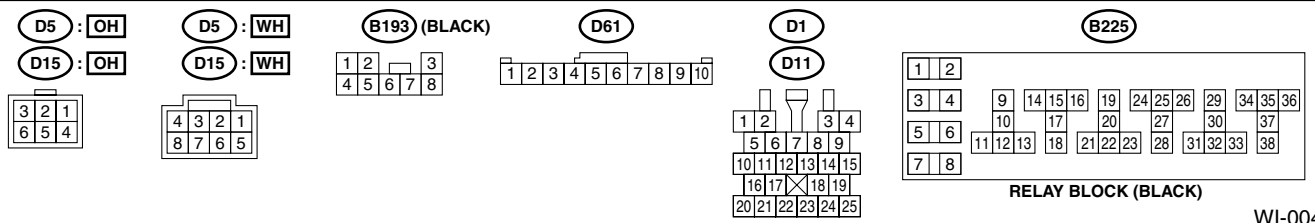
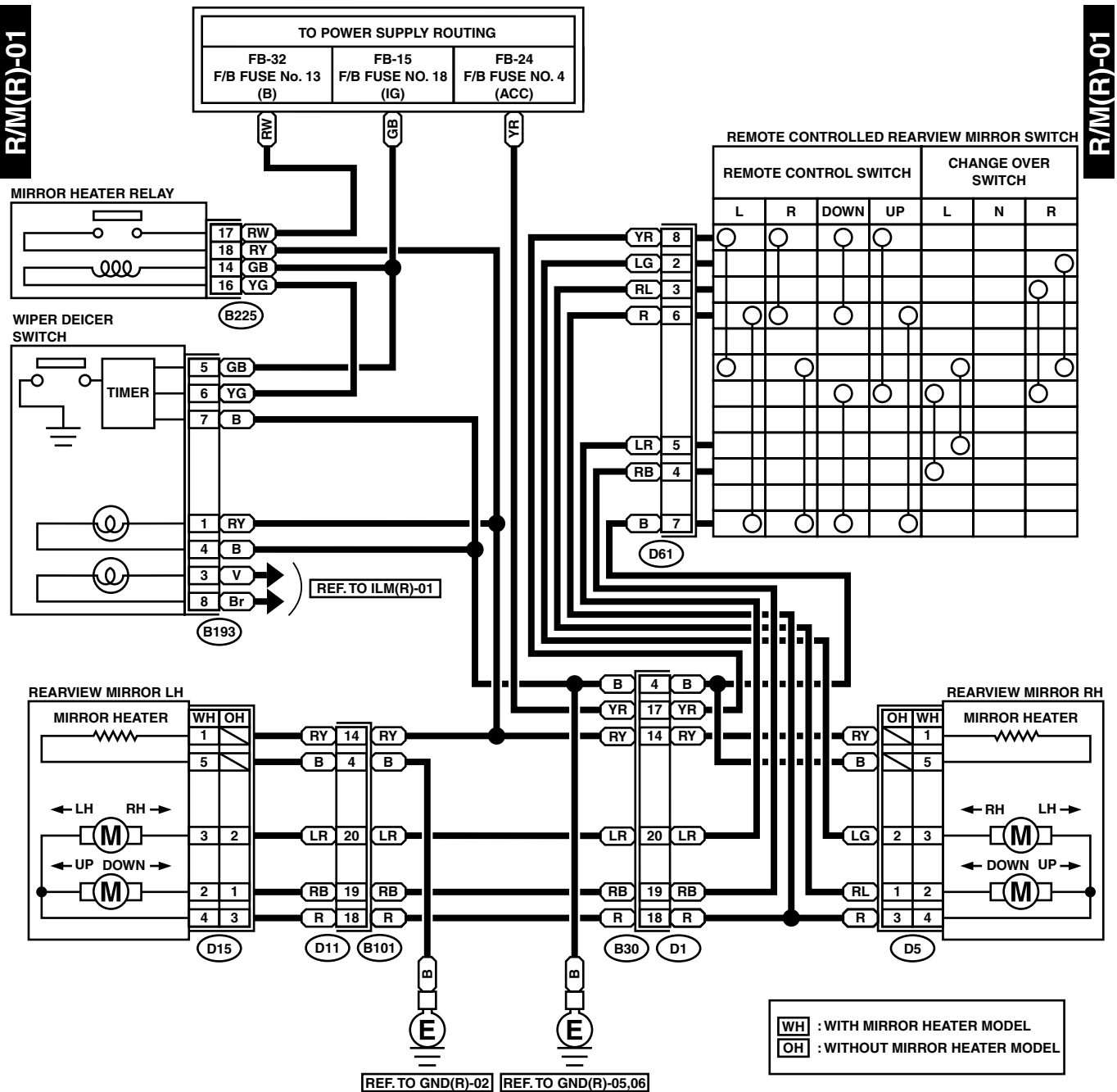
WI-00462



# REMOTE CONTROLLED REARVIEW MIRROR SYSTEM

WIRING SYSTEM

## 2. RHD MODEL



WI-00464

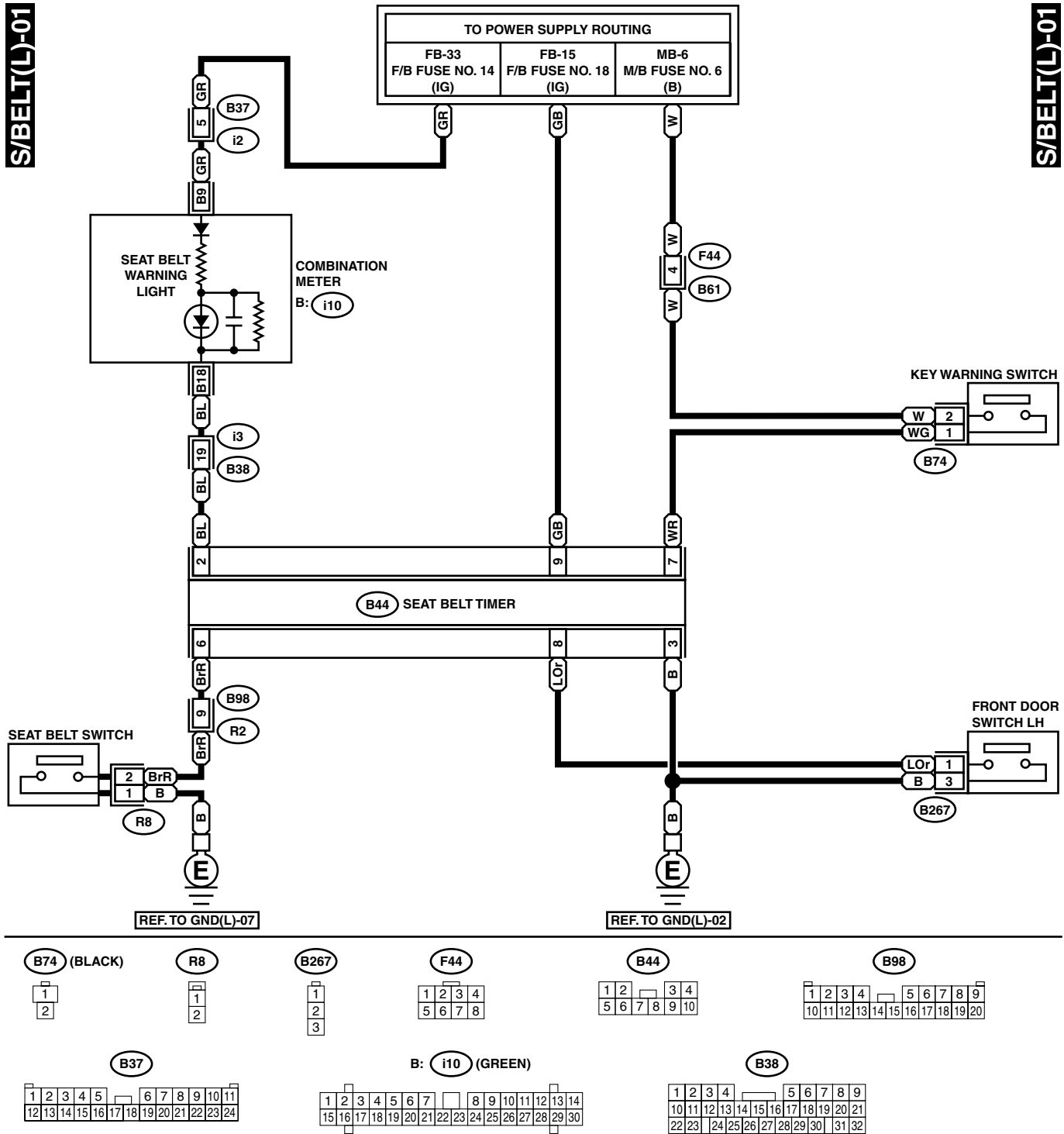
# SEAT BELT WARNING SYSTEM

WIRING SYSTEM

## 38. Seat Belt Warning System

### A: SCHEMATIC

#### 1. LHD MODEL



WI-00466

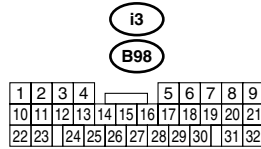
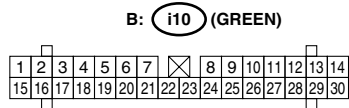
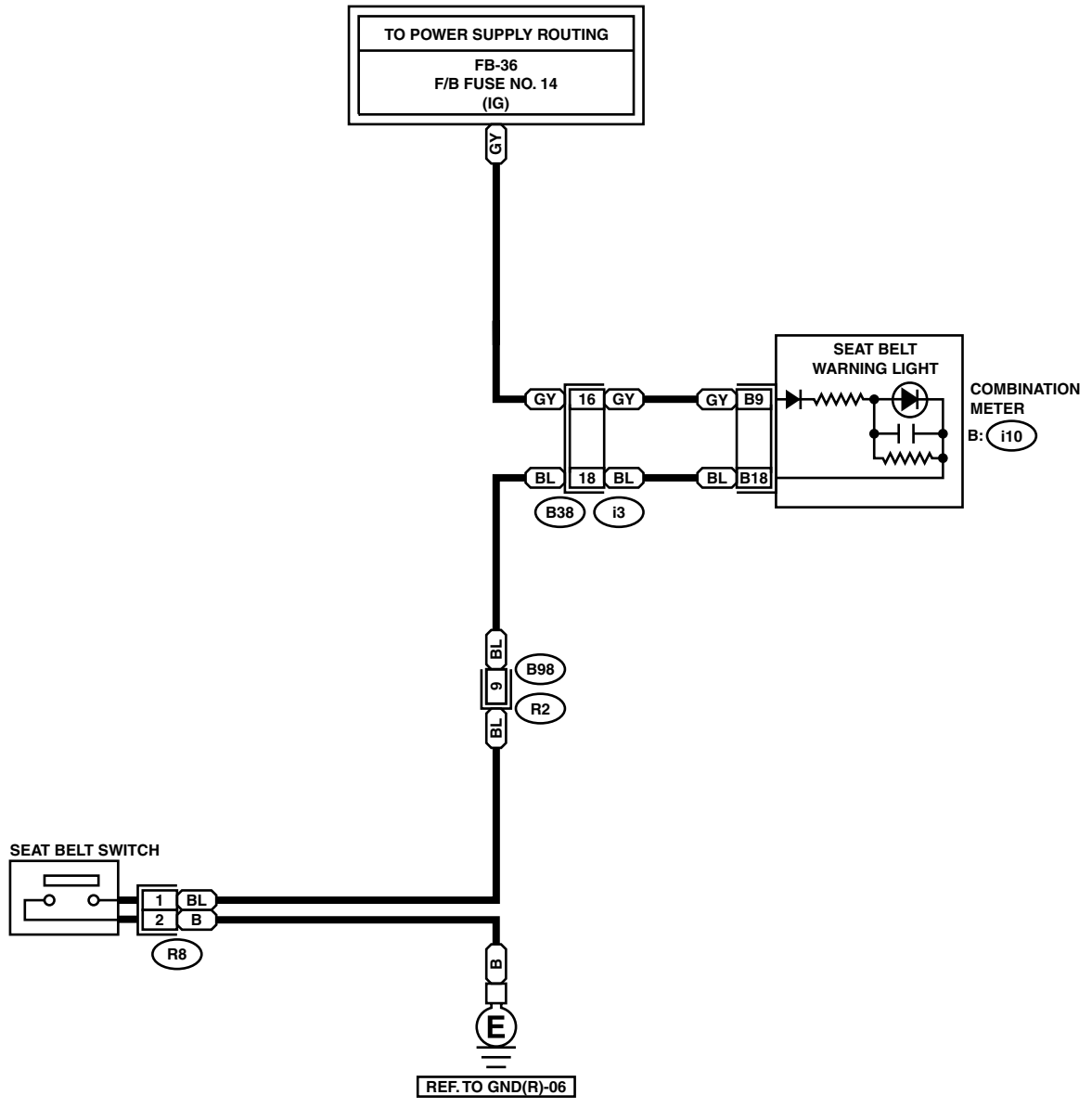
# SEAT BELT WARNING SYSTEM

WIRING SYSTEM

## 2. RHD MODEL

S/BELT(R)-01

S/BELT(R)-01



WI-00467

# SEAT HEATER SYSTEM

WIRING SYSTEM

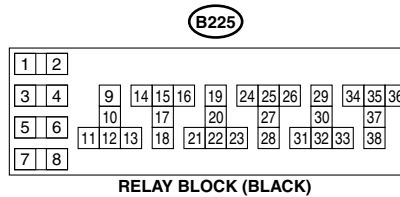
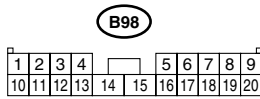
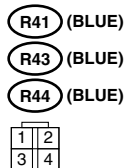
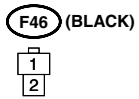
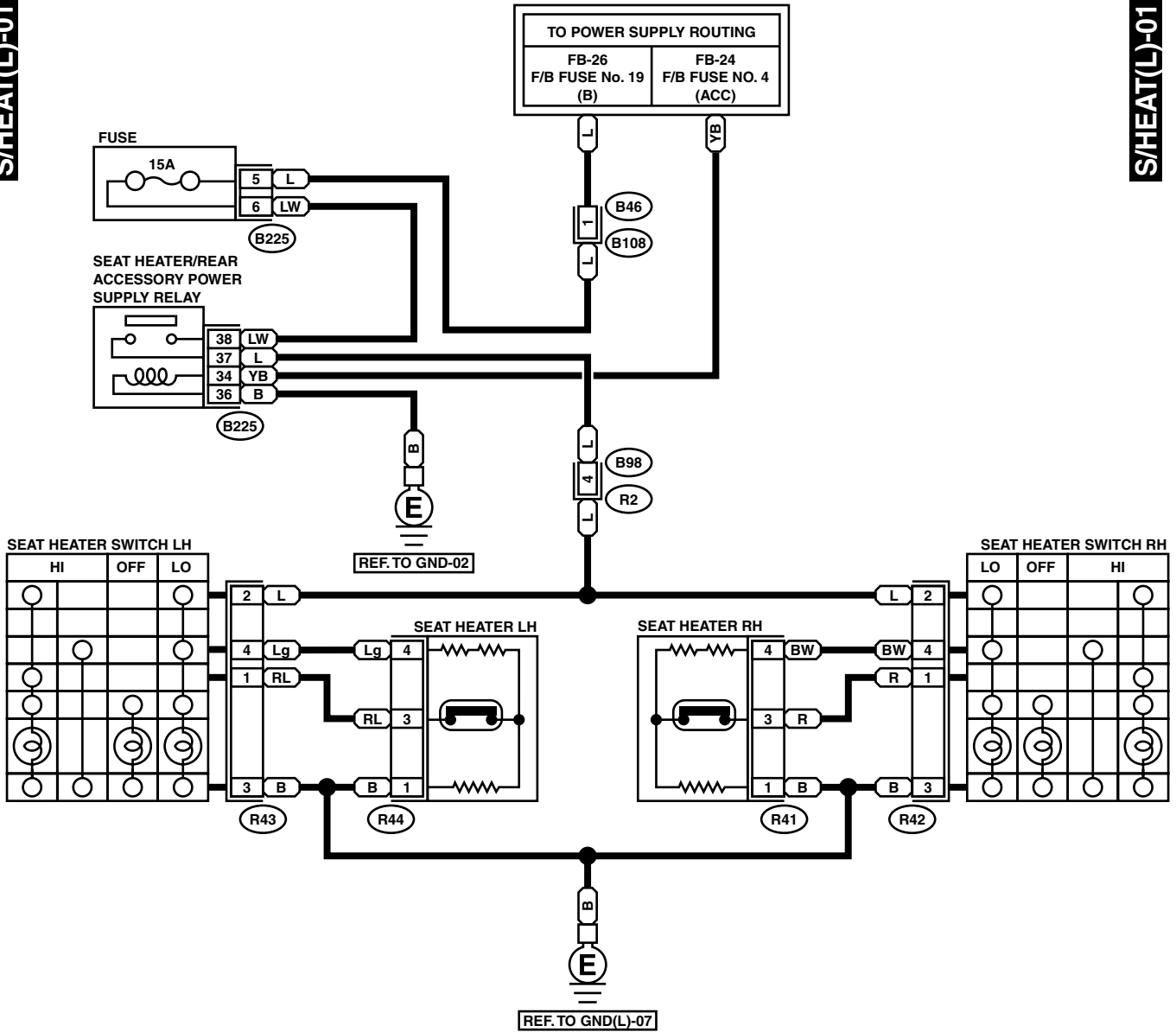
## 39. Seat Heater System

### A: SCHEMATIC

#### 1. LHD MODEL

S/HEAT(L)-01

S/HEAT(L)-01



WI-00468



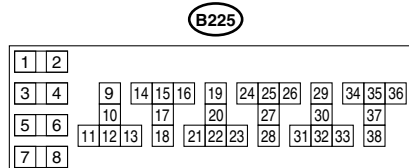
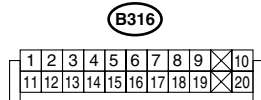
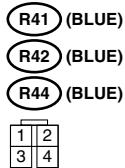
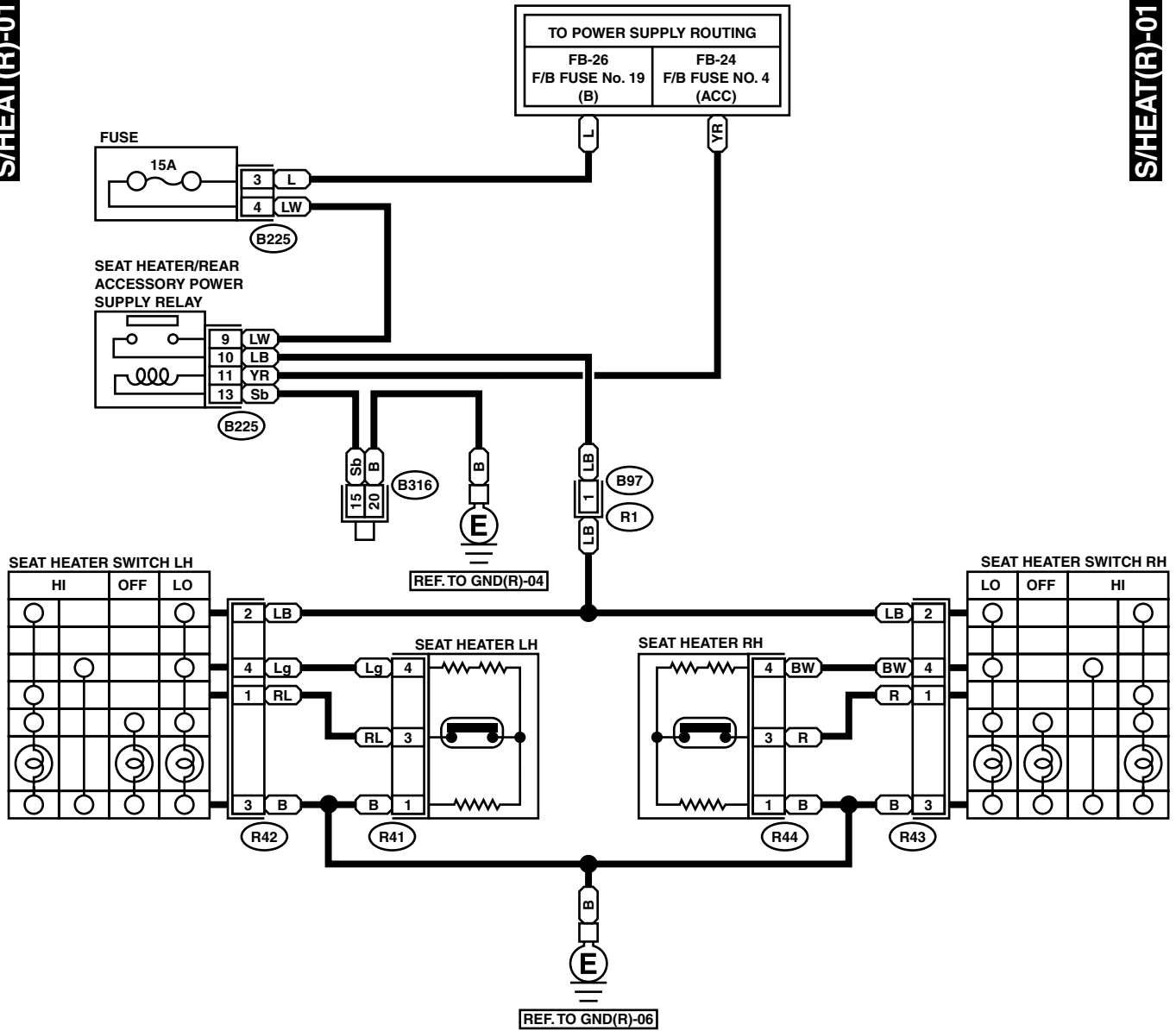
# SEAT HEATER SYSTEM

WIRING SYSTEM

## 2. RHD MODEL

S/HEAT(R)-01

S/HEAT(R)-01



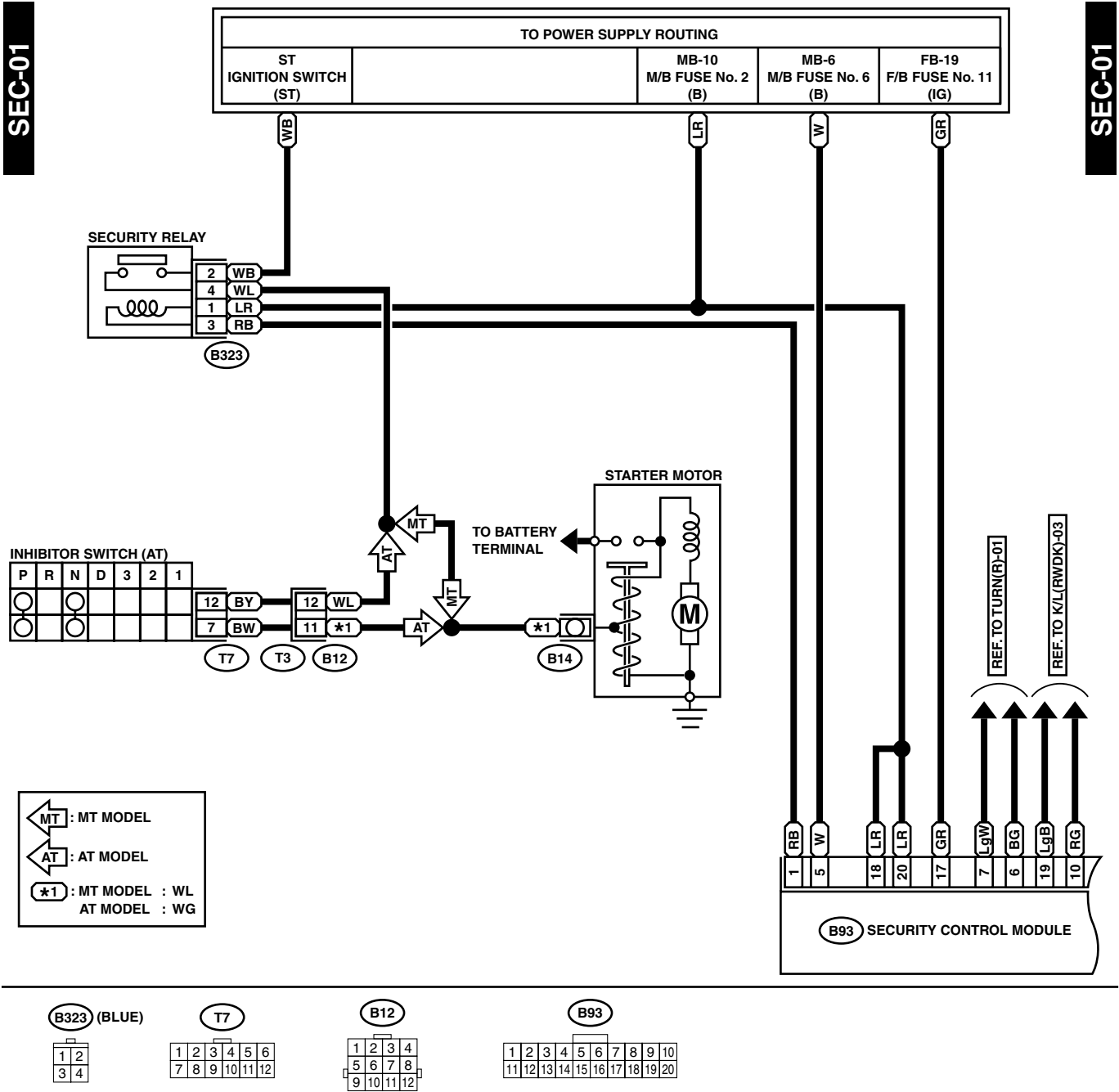
WI-00469

# SECURITY SYSTEM

WIRING SYSTEM

## 40.Security System

### A: SCHEMATIC



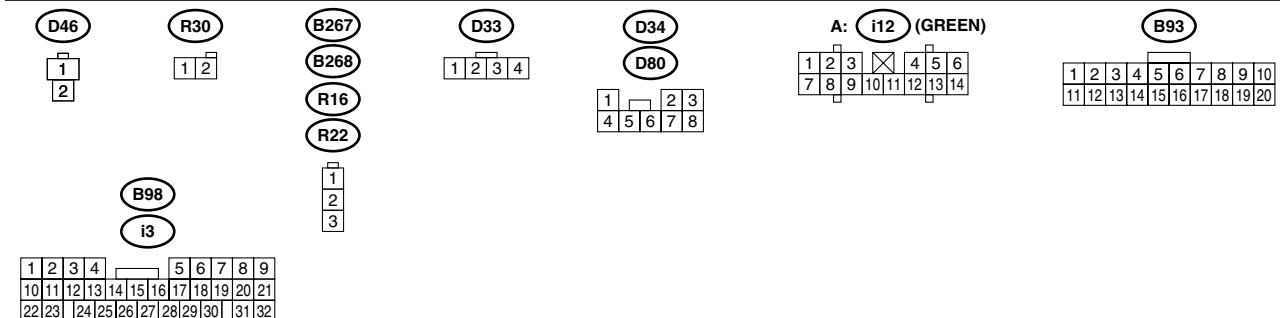
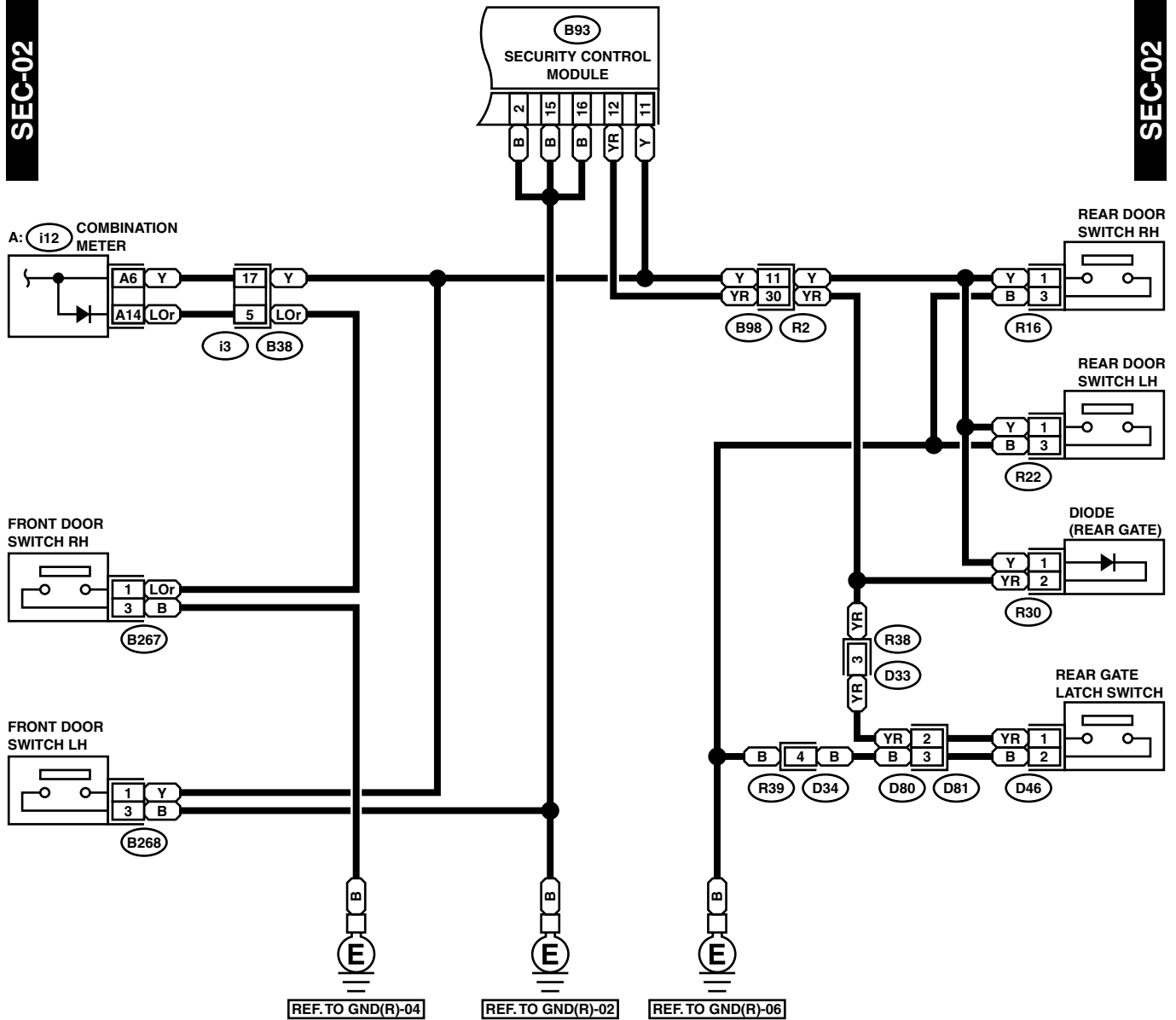
WI-00470

# SECURITY SYSTEM

WIRING SYSTEM

SEC-02

SEC-02



WI-00471

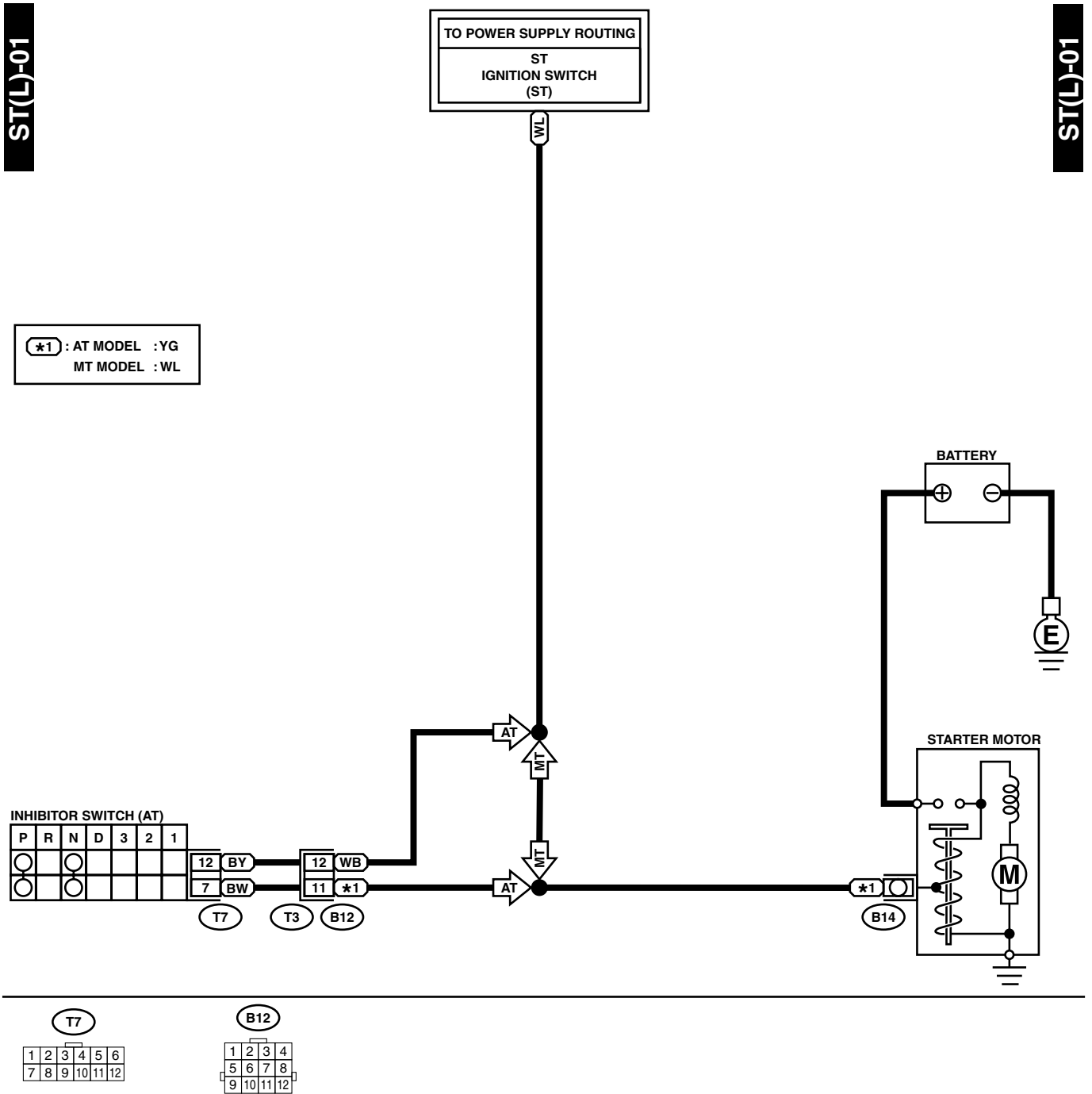
# STARTER SYSTEM

WIRING SYSTEM

## 41. Starter System

### A: SCHEMATIC

#### 1. LHD MODEL



WI-00473

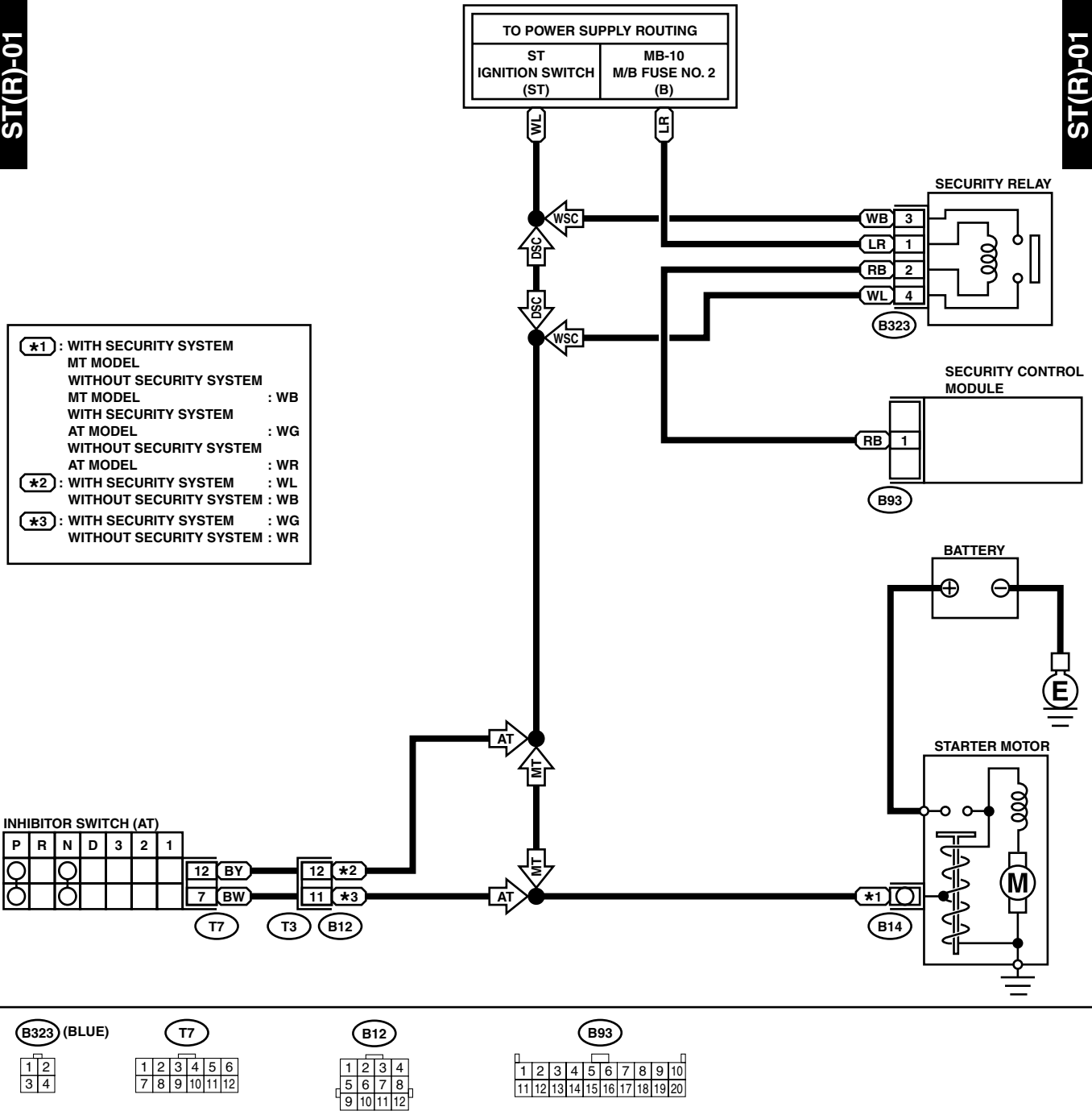
# STARTER SYSTEM

WIRING SYSTEM

## 2. RHD MODEL

ST(R)-01

ST(R)-01



WI-00333

# STOP LIGHT SYSTEM

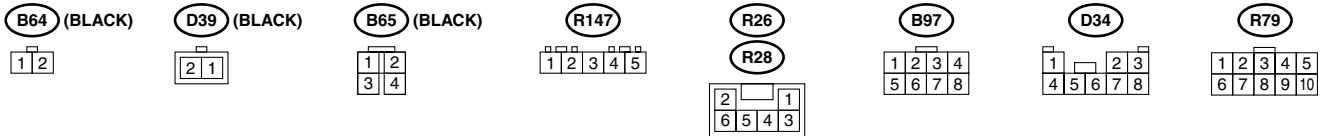
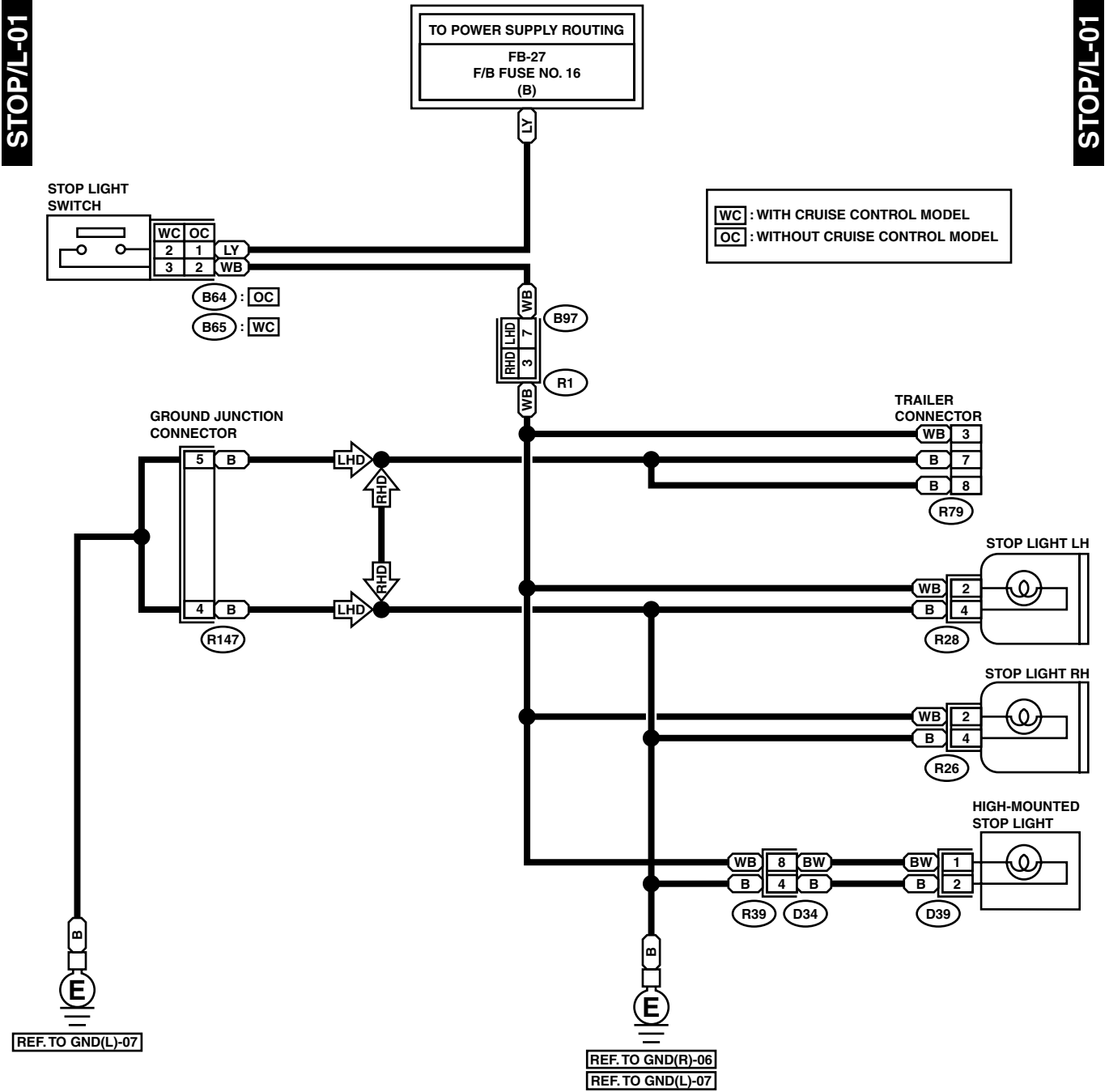
WIRING SYSTEM

## 42.Stop Light System

### A: SCHEMATIC

STOP/L-01

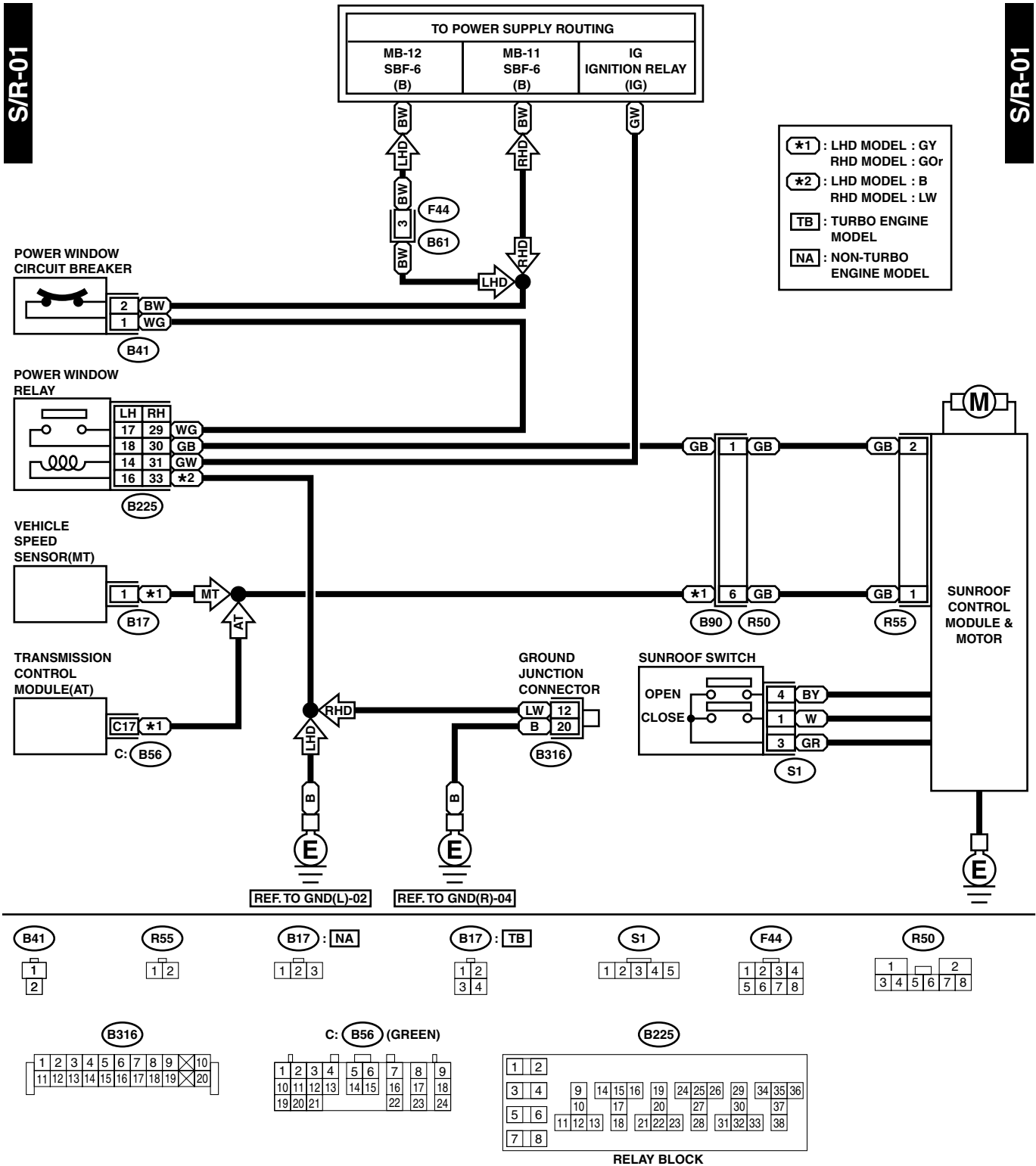
STOP/L-01



WI-00475

## 43.Sunroof System

### A: SCHEMATIC



WI-00476



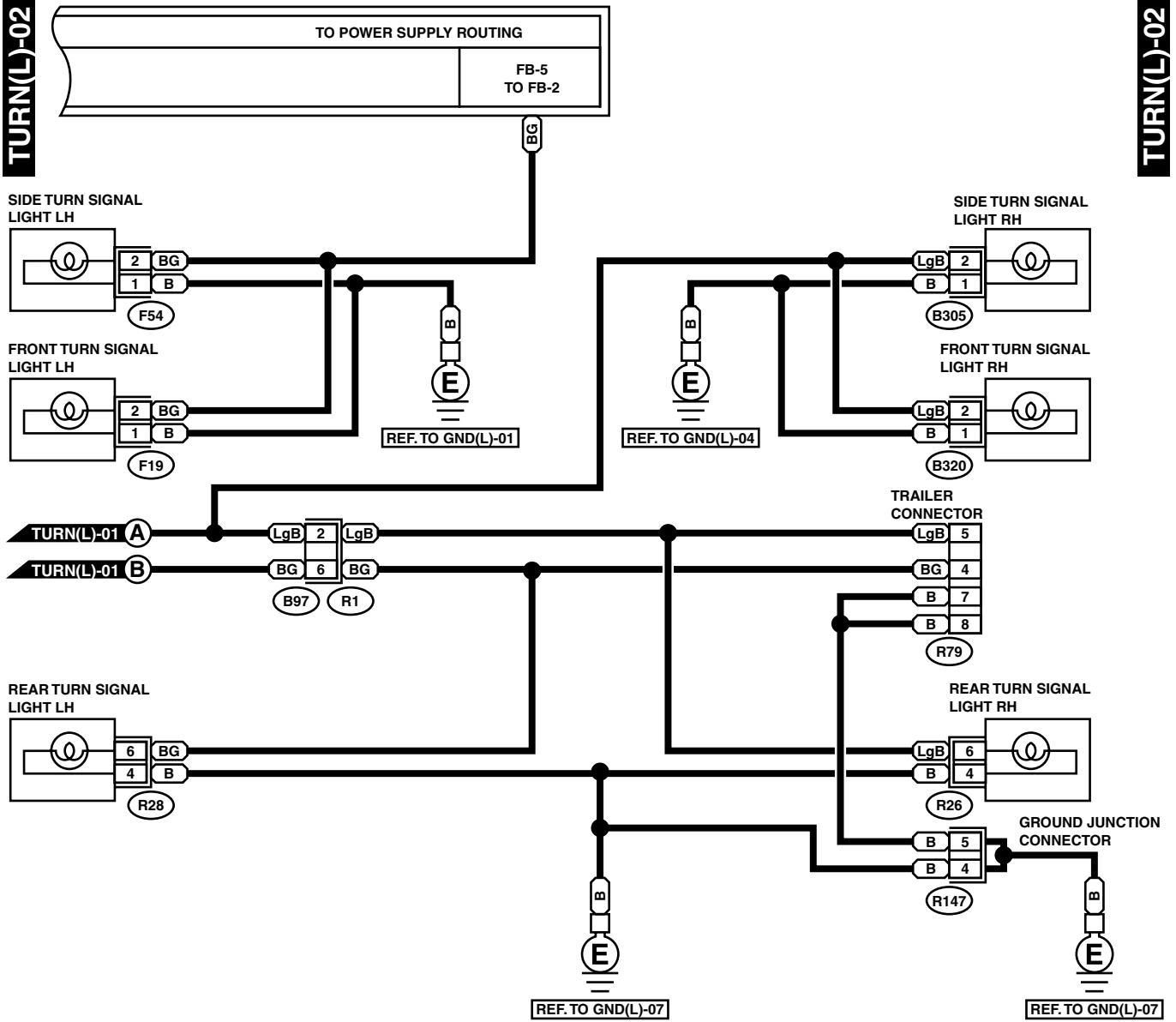


# TURN SIGNAL LIGHT AND HAZARD LIGHT SYSTEM

WIRING SYSTEM

TURN(L)-02

TURN(L)-02



B305

B320 (GRAY)

F19 (GRAY)

F54

1 2

R147

1	2	3	4	5
---	---	---	---	---

R26

R28

2	1
6	5
4	3

B97

1	2	3	4
5	6	7	8

B79

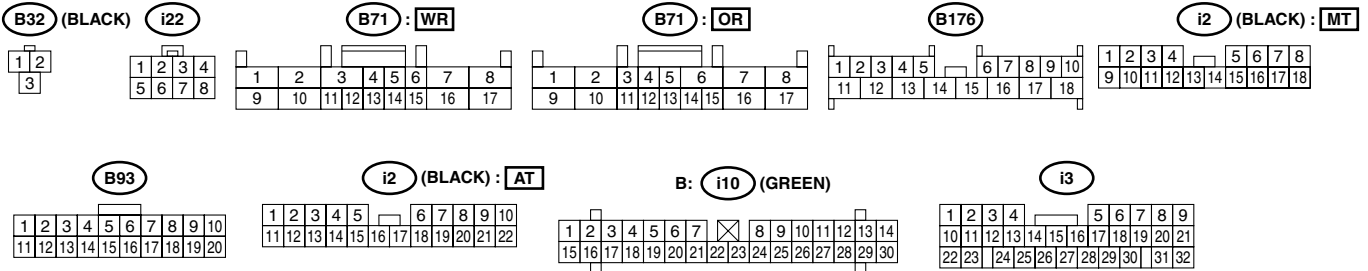
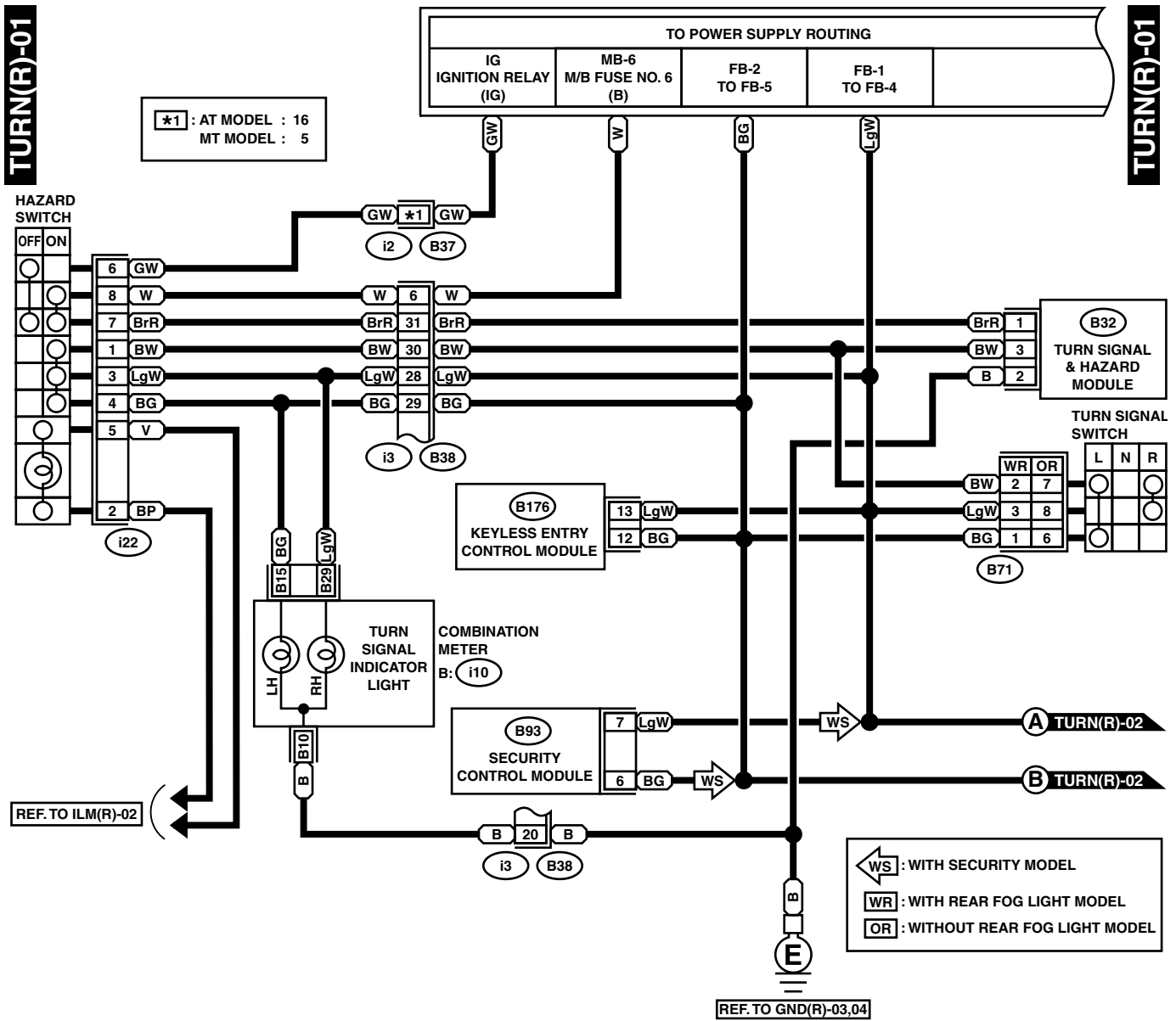
1	2	3	4	5
6	7	8	9	10

WI-00422

# TURN SIGNAL LIGHT AND HAZARD LIGHT SYSTEM

WIRING SYSTEM

## 2. RHD MODEL



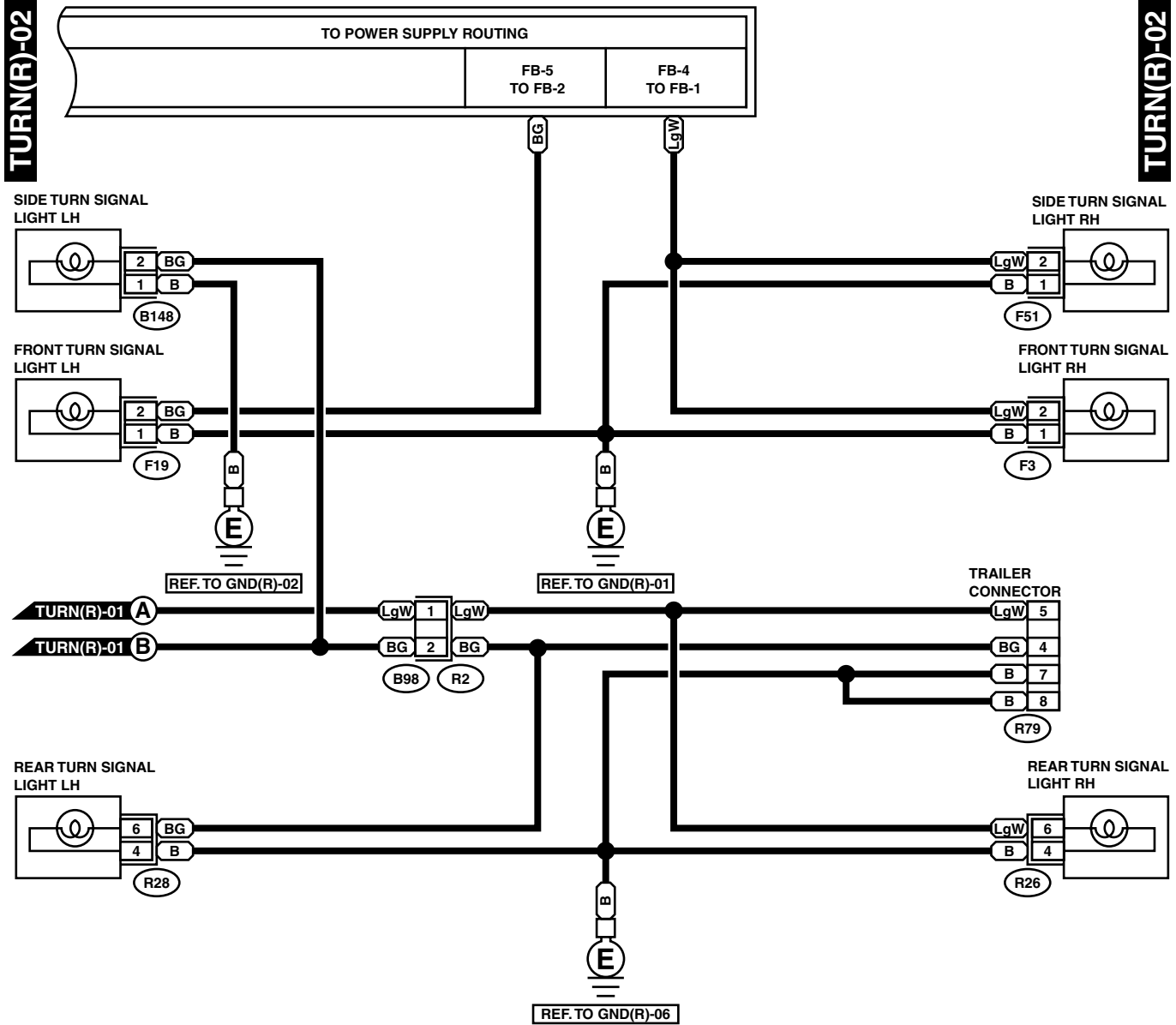
WI-00479

# TURN SIGNAL LIGHT AND HAZARD LIGHT SYSTEM

WIRING SYSTEM

TURN(R)-02

TURN(R)-02



- (B148)
- (F3)
- (F19)
- (F51)
- (1|2)

- (R26)
  - (R28)
- |   |   |
|---|---|
| 2 | 1 |
| 6 | 5 |
| 4 | 3 |

- (R79)
- |   |   |   |   |    |
|---|---|---|---|----|
| 1 | 2 | 3 | 4 | 5  |
| 6 | 7 | 8 | 9 | 10 |

- (B98)
- |    |    |    |    |    |    |    |    |    |
|----|----|----|----|----|----|----|----|----|
| 1  | 2  | 3  | 4  | 5  | 6  | 7  | 8  | 9  |
| 10 | 11 | 12 | 13 | 14 | 15 | 16 | 17 | 18 |
| 19 | 20 | 21 | 22 | 23 | 24 | 25 | 26 | 27 |
| 28 | 29 | 30 | 31 | 32 |    |    |    |    |

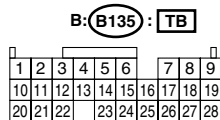
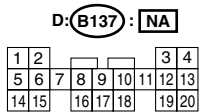
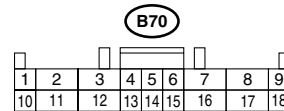
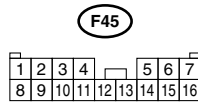
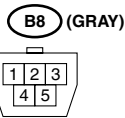
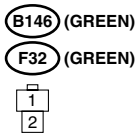
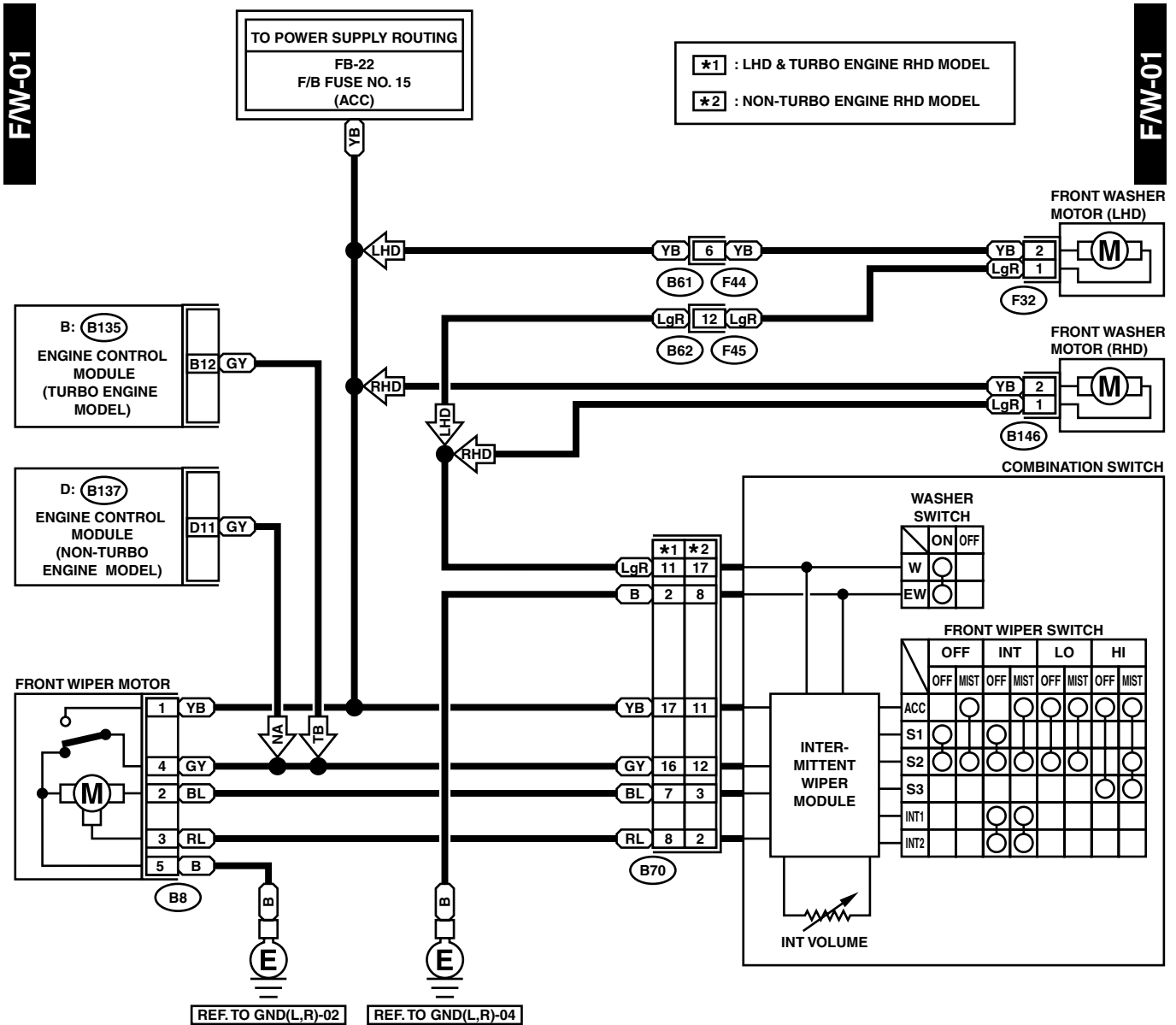
WI-00480

# WIPER AND WASHER SYSTEM (FRONT)

WIRING SYSTEM

## 45. Wiper and Washer System (Front)

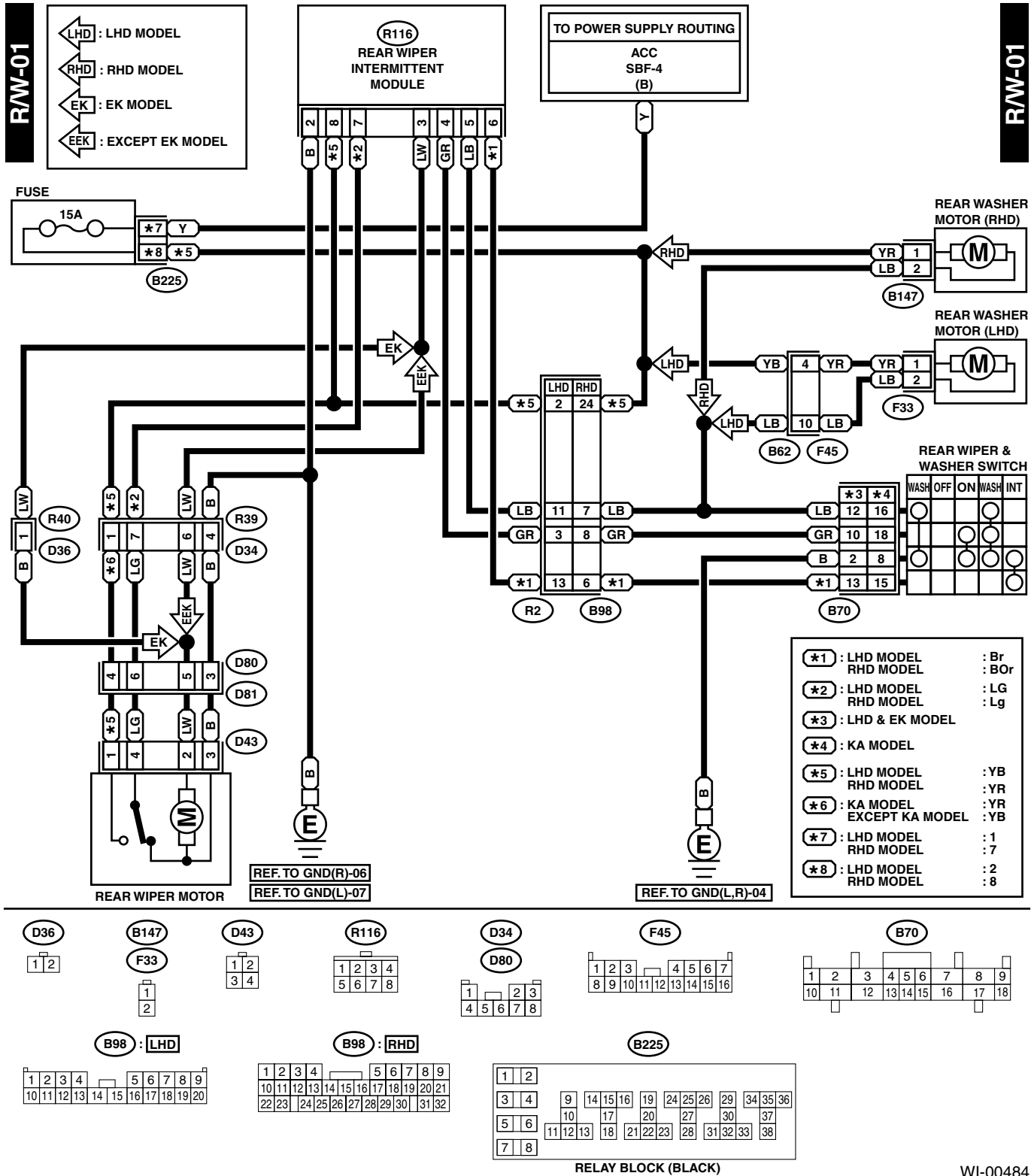
### A: SCHEMATIC



WI-00482

## 46. Wiper and Washer System (Rear)

### A: SCHEMATIC

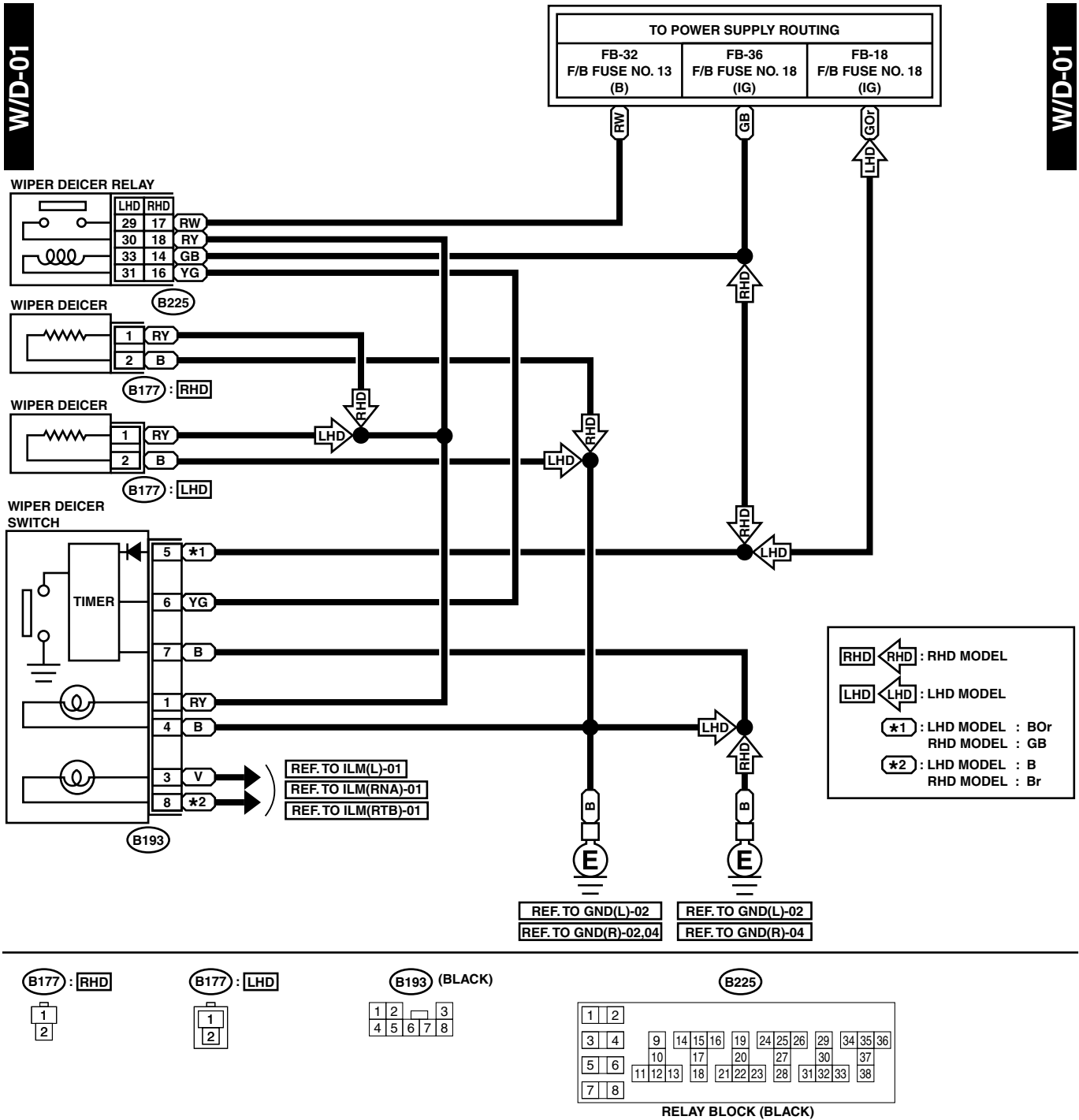


# WIPER DEICER SYSTEM

WIRING SYSTEM

## 47. Wiper Deicer System

### A: SCHEMATIC

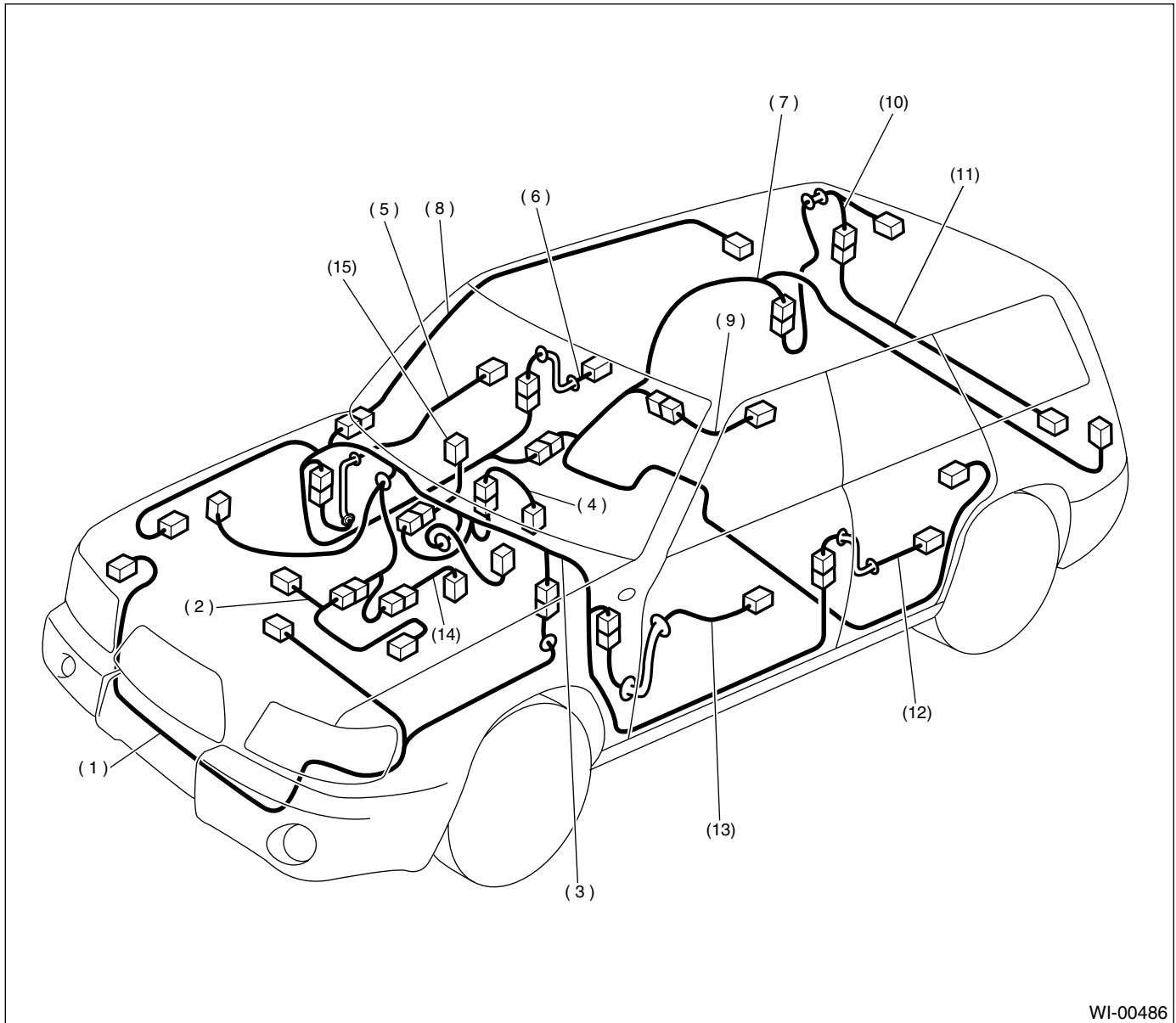


WI-00485

## 48. Harness Components Location

### A: LOCATION

#### 1. LHD MODEL



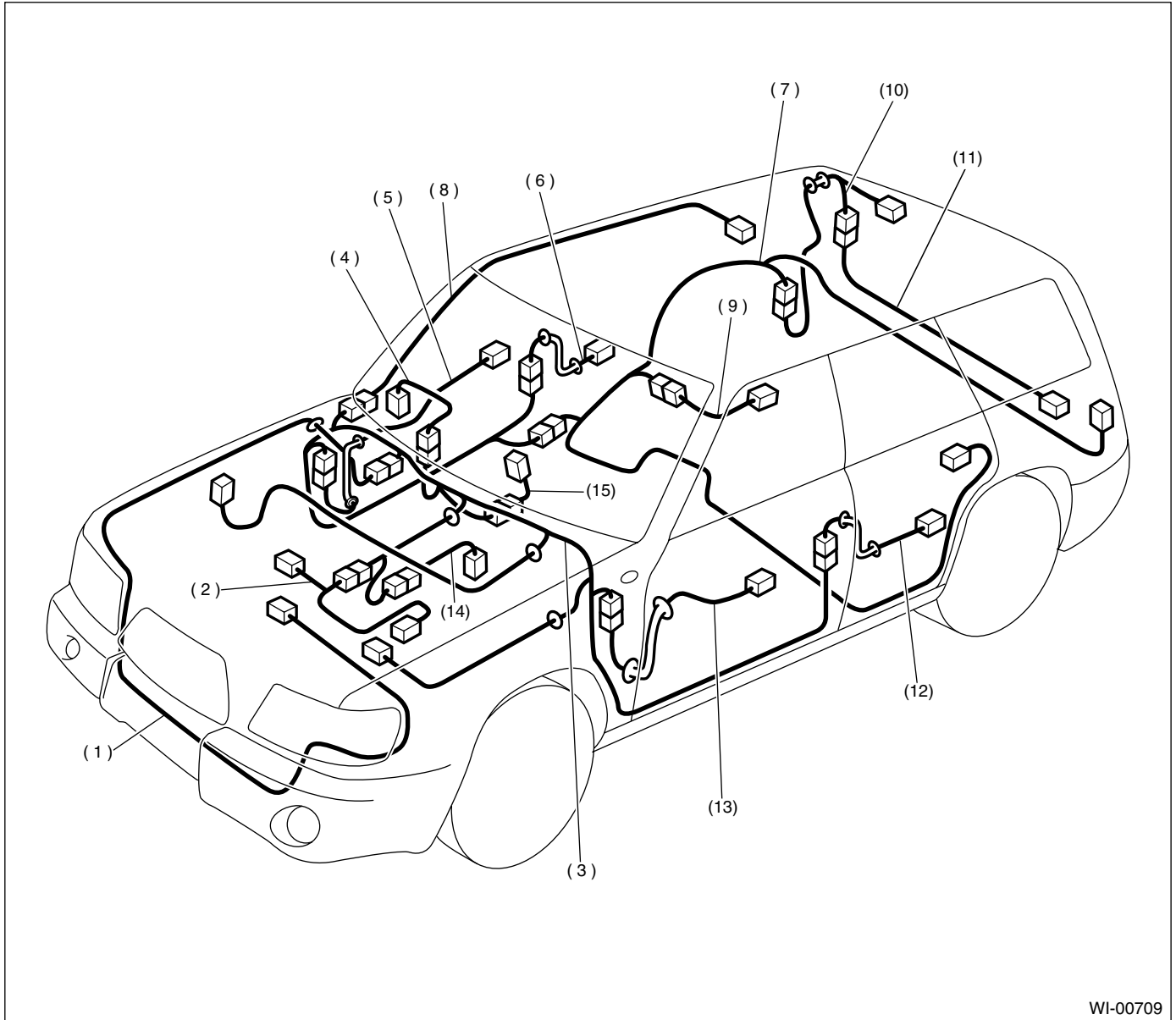
WI-00486

- |                                     |                         |                           |
|-------------------------------------|-------------------------|---------------------------|
| (1) Front wiring harness            | (6) Rear door cord RH   | (11) Rear gate cord 2     |
| (2) Engine wiring harness           | (7) Rear wiring harness | (12) Rear door cord LH    |
| (3) Bulkhead wiring harness         | (8) Roof cord           | (13) Front door cord LH   |
| (4) Instrument panel wiring harness | (9) Fuel tank cord      | (14) Transmission cord    |
| (5) Front door cord RH              | (10) Rear gate cord 1   | (15) Panel-center harness |

# HARNESS COMPONENTS LOCATION

## WIRING SYSTEM

### 2. RHD MODEL



WI-00709

- |                                     |                         |                           |
|-------------------------------------|-------------------------|---------------------------|
| (1) Front wiring harness            | (6) Rear door cord RH   | (11) Rear gate cord 2     |
| (2) Engine wiring harness           | (7) Rear wiring harness | (12) Rear door cord LH    |
| (3) Bulkhead wiring harness         | (8) Roof cord           | (13) Front door cord LH   |
| (4) Instrument panel wiring harness | (9) Fuel tank cord      | (14) Transmission cord    |
| (5) Front door cord RH              | (10) Rear gate cord 1   | (15) Panel-center harness |



# FRONT WIRING HARNESS

WIRING SYSTEM

## 49. Front Wiring Harness

### A: LOCATION

#### 1. LHD MODEL

#### FRONT WIRING HARNESS

Connector				Connecting to	
No.	Pole	Color	Area	No.	Name
F2	20	Blue	B-4	B100	Bulkhead wiring harness
F5	1	★	D-3		Horn
F7	3	★	B-1		Headlight RH
F16	2	Black	C-1		Sub fan motor
F17	2	Black	C-2		Radiator main fan motor
F19	2	★	C-3		Front turn signal light LH
F21	2	Black	D-3		Front fog light LH
F22	2	Gray	C-3		Front clearance light LH
F23	3	★	C-3		Headlight LH
F24	1	Black	B-3		A/C compressor
F25	1	★	B-2		Generator
F26	3	★	B-2		
F27	36	★	C-3		A/C relay holder
F32	2	Green	B-4		Front washer motor
F33	2	★	B-3		Rear washer motor
F34	4	★	B-4		Main fuse box (M/B)
F35	2	★	B-3		
F36	3	★	B-4		
F37	6	★	B-4		
F38	1	★	B-4		
F39	8	★	B-3		
F40	9	Brown	B-5		
F41	7	Gray	B-5		Fuse and relay box (J/B)
F44	8	★	B-4	B61	Bulkhead wiring harness
F45	16	★	B-4	B62	
F46	2	Black	B-4	B108	
F47	1	★	C-3		Horn
F54	2	★	B-5		Side turn signal light LH
F57	2	Blue	C-3		Headlight washer motor
F58	3	Black	C-3		Headlight leveler LH
F59	3	Black	B-1		Headlight leveler RH
F60	16	★	C-3	E2	Engine wiring harness
F61	20	Black	C-3	E3	
F68	4	★	B-4		Main fuse box (M/B)
F74	24	Black	B-4	B200	Bulkhead wiring harness
F78	2	Black	C-1		Outside temperature sensor
F79	4	★	C-2		A/C pressure switch
F94	2	★	D-3		ABS front sensor
F103	8	★	C-1	B321	ABS shield connector

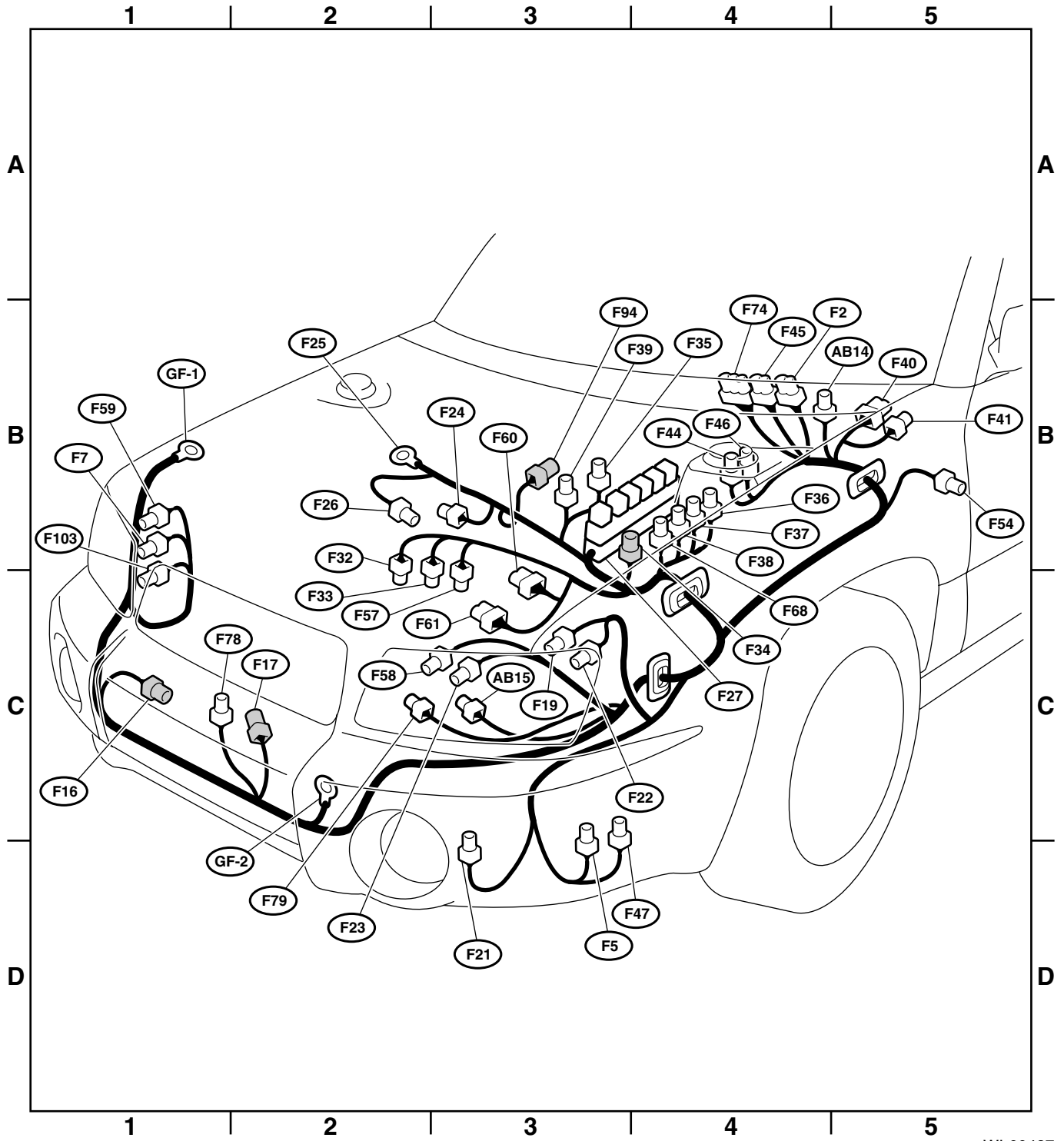
★: Non-colored

#### FRONT SUB SENSOR HARNESS LH

AB14	2	Yellow	B-4	AB13	Airbag Harness
AB15	2	Yellow	C-3		Front Sub Sensor LH

# FRONT WIRING HARNESS

WIRING SYSTEM



WI-00487

# FRONT WIRING HARNESS

WIRING SYSTEM

## 2. RHD MODEL

### FRONT WIRING HARNESS

Connector				Connecting to	
No.	Pole	Color	Area	No.	Name
F2	22	Blue	B-3	B100	Bulkhead wiring harness (ABS)
F3	2	★	B-1		Front turn signal light RH
F5	1	★	C-3		Horn
F6	2	Black	B-1		Front fog light RH
F7	3	★	B-2		Headlight RH
F11	2	Gray	B-1		Front clearance light RH
F16	2	Black	C-1		Sub fan motor
F17	2	Black	C-2		Radiator main fan motor
F19	2	★	C-3		Front turn signal light LH
F21	2	Black	D-3		Front fog light LH
F22	2	Gray	C-3		Front clearance light LH
F23	3	★	C-3		Headlight LH
F24	1	★	B-2		A/C compressor
F25	1	★	B-2		Generator
F26	3	Green	B-2		
F27	36	★	B-4		A/C relay holder
F34	4	★	B-4		SBF holder (ABS)
F35	2	★	B-3		M/B
F39	8	Black	B-3		
F41	7	Gray	B-3		F/B
F44	8	Gray	B-3	B61	Bulkhead wiring harness
F45	18	Black	B-3	B62	
F47	1	★	C-3		Horn
F48	8	★	B-2		Shield junction (ABS)
F49	31	★	B-1		ABS control module
F51	2	★	B-2		Side turn signal light RH
F58	3	Black	C-3		Headlight leveler LH
F59	3	Black	B-1		Headlight leveler RH
F64	1	★	B-2		ABS motor ground
F78	2	★	C-1		Ambient sensor
F79	4	★	C-2		A/C pressure switch
F94	2	Brown	B-3		ABS front sensor LH
F95	2	Brown	B-2		ABS front sensor RH
F96	1	★	C-3	B255	Bulkhead wiring harness (ABS)
F97	2	Black	B-3		ABS condenser

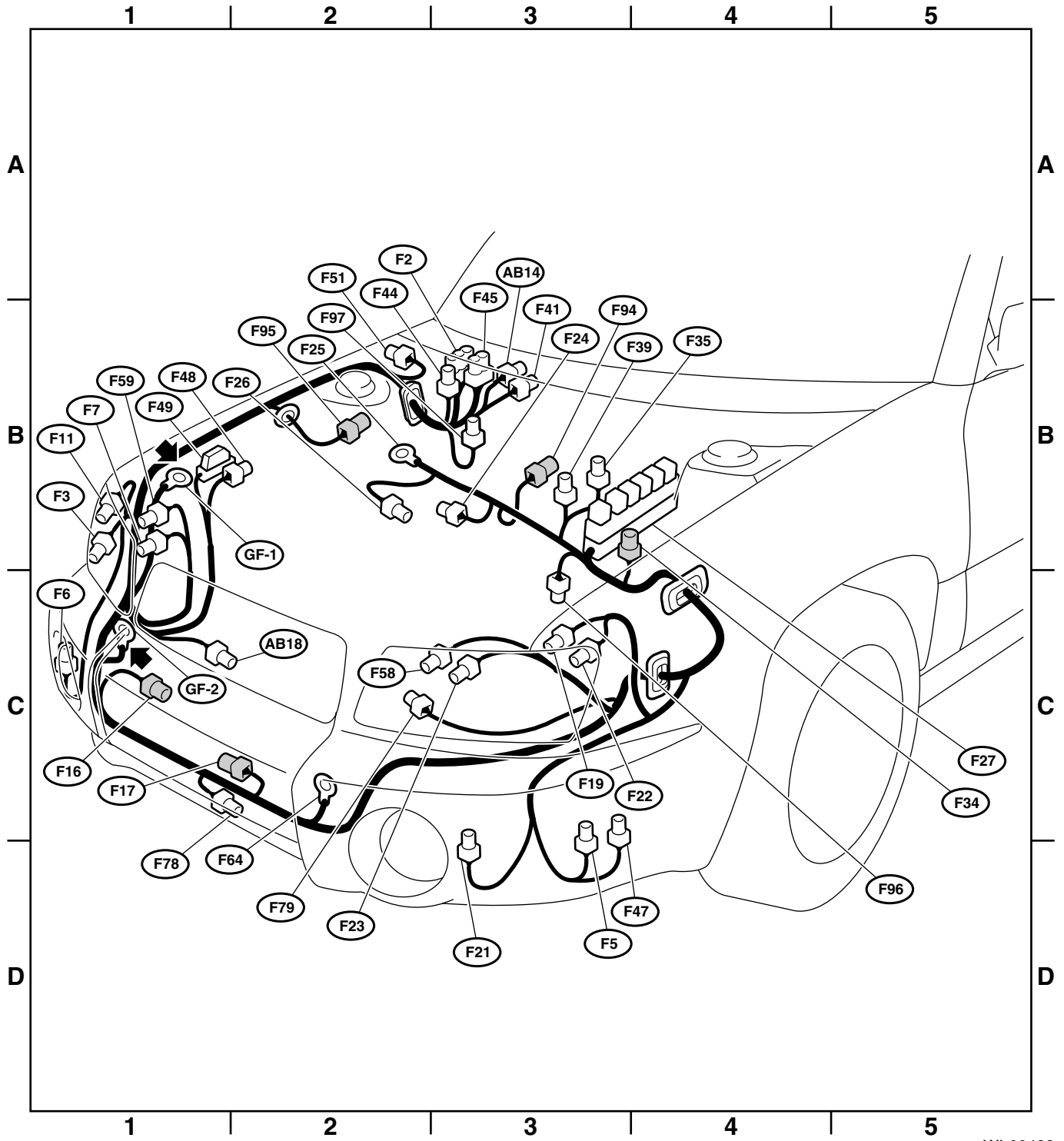
★: Non-colored

### FRONT SUB SENSOR HARNESS RH

AB14	2	Yellow	B-3	AB13	Airbag Harness
AB18	2	Yellow	C-1		Front Sub Sensor RH

# FRONT WIRING HARNESS

WIRING SYSTEM



# BULKHEAD WIRING HARNESS (IN ENGINE ROOM)

WIRING SYSTEM

## 50. Bulkhead Wiring Harness (In Engine Room)

### A: LOCATION

#### 1. LHD NON-TURBO MODEL

#### BULKHEAD WIRING HARNESS

Connector				Connecting to	
No.	Pole	Color	Area	No.	Name
B6	2	Brown	B-2		ABS front sensor RH
B7	6	★	B-2		Cruise control actuator
B8	5	★	B-4		Front wiper motor
B11	20	Black	B-3	T4	Transmission (AT)
B12	12	★	B-4	T3	
B14	1	★	B-4		Starter (Magnet)
B16	2	Gray	B-4		Brake fluid level switch
B17	3	Black	B-3		Vehicle speed sensor (MT)
B18	4	★	B-2		Rear oxygen sensor
B20	6	★	B-3	E1	Engine wiring harness
B21	16	★	B-2	E2	Engine wiring harness
B22	20	★	B-2	E3	
B24	2	Gray	B-3	T1	Back-up light switch (MT)
B25	2	Brown	B-3	T2	Neutral position switch (MT)
B29	2	★	B-3	T8	Lo (AWD) indicator light switch (MT)
B262	4	★	B-2		Front oxygen (A/F) sensor
B301	31	★	B-1		ABS control module
B302	1	★	C-1		ABS motor ground
B305	2	★	B-3		Side turn signal light RH
B306	2	Black	C-1		Front fog light RH
B319	2	Gray	B-1		Front clearance light RH
B320	2	★	B-1		Front turn signal light RH
B321	8	★	B-1		ABS shield connector

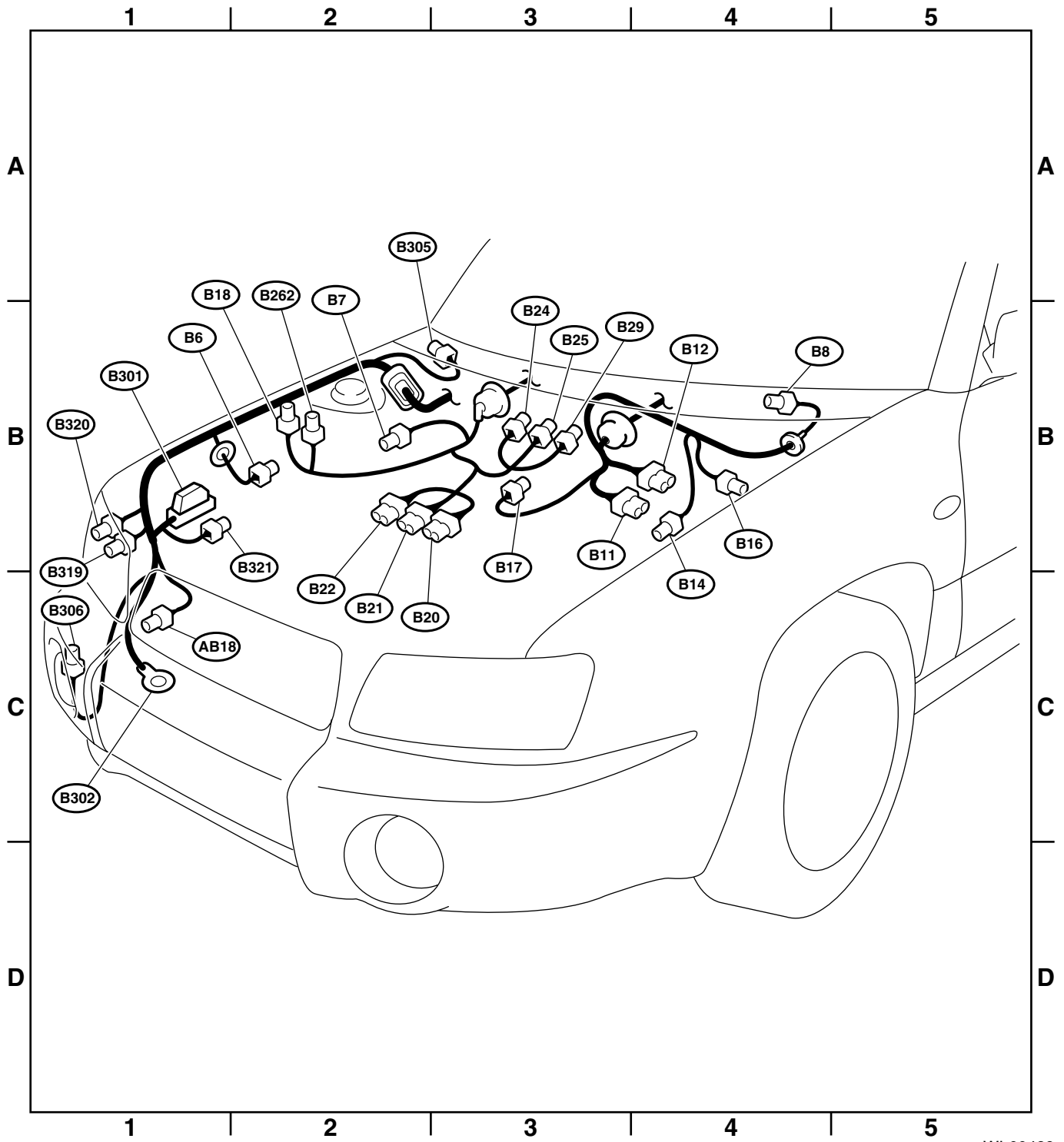
★: Non-colored

#### FRONT SUB SENSOR HARNESS RH

AB18	2	Yellow	C-1		Front Sub Sensor RH
------	---	--------	-----	--	---------------------

# BULKHEAD WIRING HARNESS (IN ENGINE ROOM)

WIRING SYSTEM



WI-00489

# BULKHEAD WIRING HARNESS (IN ENGINE ROOM)

WIRING SYSTEM

## 2. LHD TURBO MODEL

### BULKHEAD WIRING HARNESS

Connector				Connecting to	
No.	Pole	Color	Area	No.	Name
B3	5	Black	B-2		Mass air flow sensor
B6	2	Brown	B-2		ABS front sensor RH
B7	6	Black	B-2		Cruise control actuator
B8	5	★	B-4		Front wiper motor
B11	20	Black	B-3	T4	Transmission (AT)
B12	12	★	B-3	T3	
B14	1	★	B-4		Starter (Magnet)
B16	2	Gray	B-4		Brake fluid level switch
B17	4	★	B-3		Vehicle speed sensor (MT)
B18	4	★	B-3	T5	Rear oxygen sensor
B20	10	★	B-2	E1	Engine wiring harness
B127	2	★	B-1		Wastgate control solenoid valve
B128	4	Gray	B-3	T9	Transmission (MT)
B262	4	Gray	B-3		Front oxygen (A/F) sensor
B279	2	★	B-2		Exhaust temperature sensor
B301	31	★	B-1		ABS control module
B302	1	★	C-1		ABS motor ground
B305	2	★	B-3		Side turn signal light RH
B306	2	Black	C-1		Front fog light RH
B319	2	Gray	B-1		Front clearance light RH
B320	2	★	B-1		Side turn signal light RH
B321	8	★	B-1		ABS shield connector

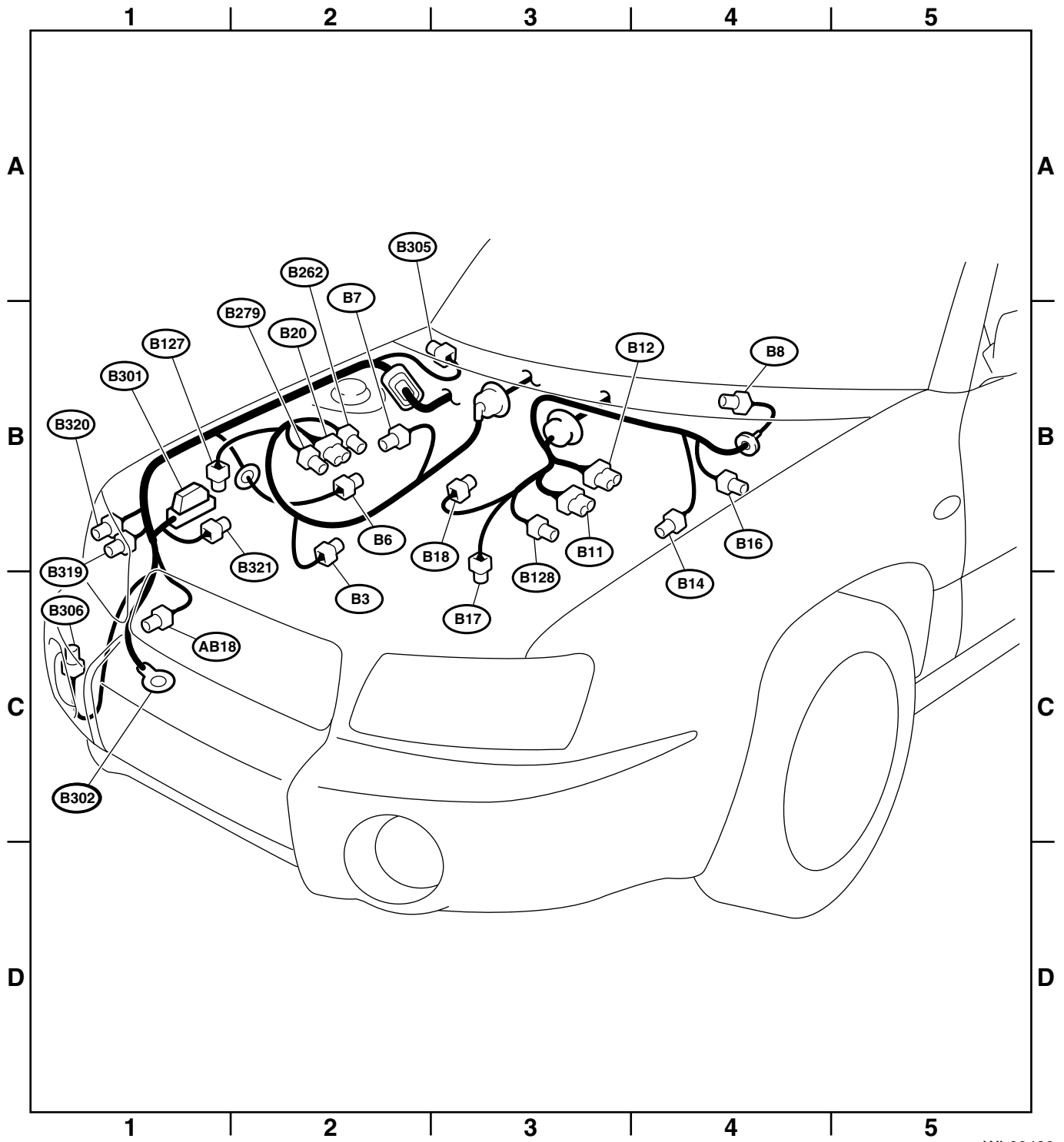
★: Non-colored

### FRONT SUB SENSOR HARNESS RH

AB18	2	Yellow	C-1		Front Sub Sensor RH
------	---	--------	-----	--	---------------------

# BULKHEAD WIRING HARNESS (IN ENGINE ROOM)

WIRING SYSTEM



WI-00490



# BULKHEAD WIRING HARNESS (IN ENGINE ROOM)

WIRING SYSTEM

## 3. RHD NON-TURBO MODEL

### BULKHEAD WIRING HARNESS

Connector				Connecting to	
No.	Pole	Color	Area	No.	Name
B7	6	Black	B-4		Cruise control actuator
B8	5	★	B-3		Front wiper motor
B11	20	Black	B-3	T4	Transmission (AT)
B12	12	★	B-3	T3	
B14	1	Black	B-3		Starter (Magnet)
B16	2	Gray	B-2		Brake fluid level switch
B17	3	★	B-3		Vehicle speed sensor (MT)
B18	4	★	B-3		Front oxygen (A/F) sensor
B19	4	★	B-3		Rear oxygen sensor
B20	6	★	C-3	E1	Engine wiring harness
B21	16	Brown	B-2	E2	Engine wiring harness
B22	20	★	B-2	E3	
B24	2	Gray	B-2	T1	Back-up light switch (MT)
B25	2	Brown	B-3	T2	Neutral position switch (MT)
B29	2	★	B-2	T8	Lo (AWD) indicator light switch (MT)
B143	3	★	B-4		M/B
B144	6	Black	B-4		
B145	1	★	B-4		
B146	2	Green	B-3		Front washer motor
B147	2	★	B-3		Rear washer motor
B148	2	★	B-5		Side turn signal light LH
B149	2	Blue	B-3		Headlight washer motor
B186	4	Black	B-4		M/B
B255	1	★	C-3	F96	Front wiring harness (ABS)

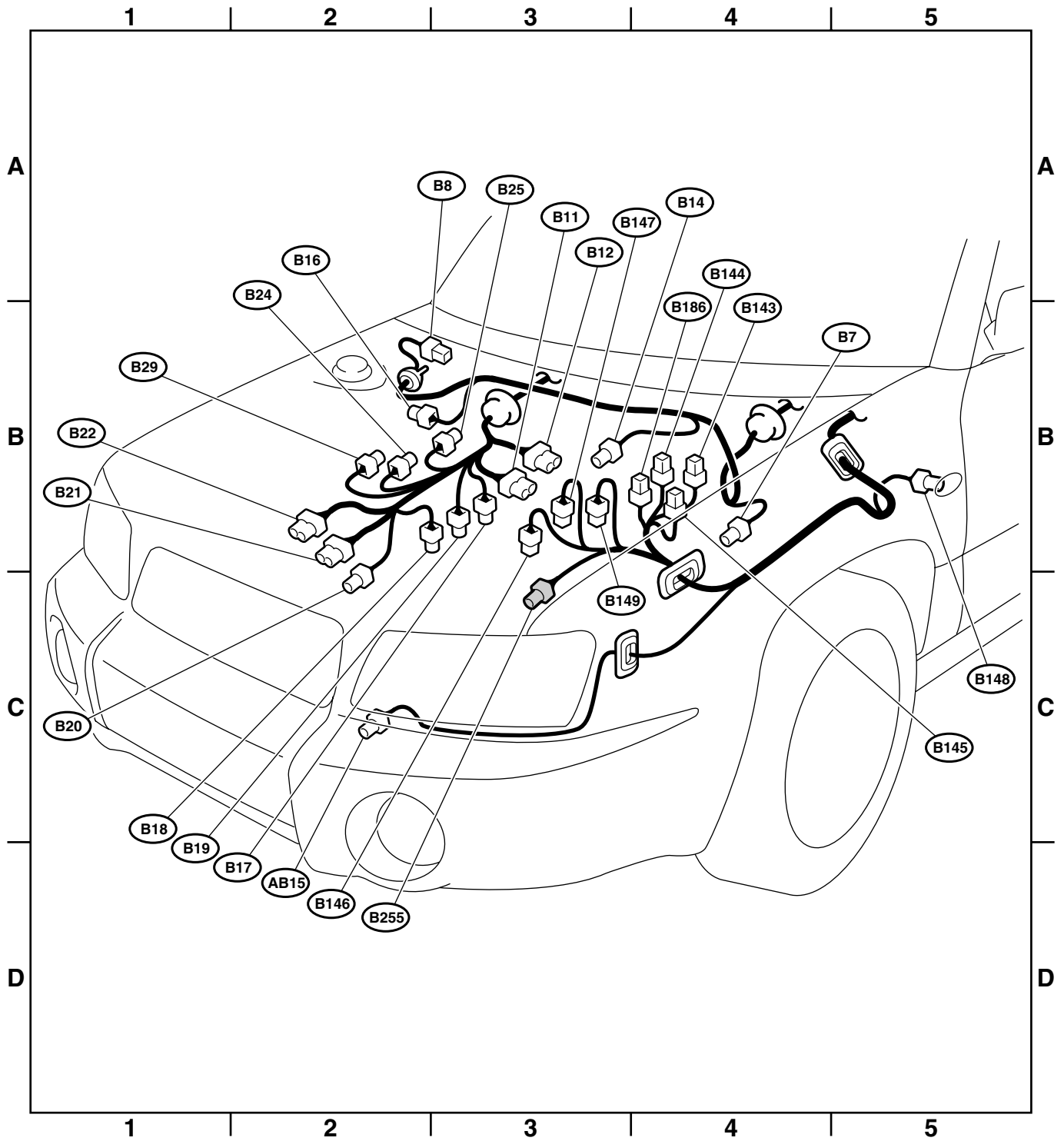
★: Non-colored

### FRONT SUB SENSOR HARNESS LH

AB15	2	Yellow	C-2		Front Sub Sensor LH
------	---	--------	-----	--	---------------------

# BULKHEAD WIRING HARNESS (IN ENGINE ROOM)

WIRING SYSTEM



WI-00491

# BULKHEAD WIRING HARNESS (IN ENGINE ROOM)

WIRING SYSTEM

## 4. RHD TURBO MODEL

### BULKHEAD WIRING HARNESS

Connector				Connecting to	
No.	Pole	Color	Area	No.	Name
B3	5	★	B-2		Mass air flow sensor
B7	6	Gray	B-4		Cruise control actuator
B8	5	★	B-3		Front wiper motor
B11	20	Black	B-3	T4	Transmission (AT)
B12	12	★	B-3	T3	
B14	1	★	B-3		Starter (Magnet)
B16	2	Gray	B-2		Brake fluid level switch
B17	4	Black	B-2		Vehicle speed sensor (MT)
B18	4	★	B-2		Front oxygen (A/F) sensor
B19	4	★	B-2	T5	Rear oxygen sensor cord
B20	10	★	B-2	E1	Engine wiring harness
B21	16	Brown	C-3	E2	Engine wiring harness
B22	20	Black	C-3	E3	Engine wiring harness
B127	2	★	B-2		Wastegate control solenoid valve
B128	4	★	B-3	T9	Transmission (MT)
B143	3	★	B-4		M/B
B144	6	Black	B-4		
B145	1	★	B-4		
B146	2	Green	B-3		Front washer motor
B147	2	★	B-3		Rear washer motor
B148	2	★	B-5		Side turn signal light LH
B149	2	Blue	B-3		Headlight washer motor
B186	4	Black	B-4		M/B
B255	1	★	C-3	F96	Front harness (ABS)
B279	2	Gray	B-2		Exhaust temperature sensor

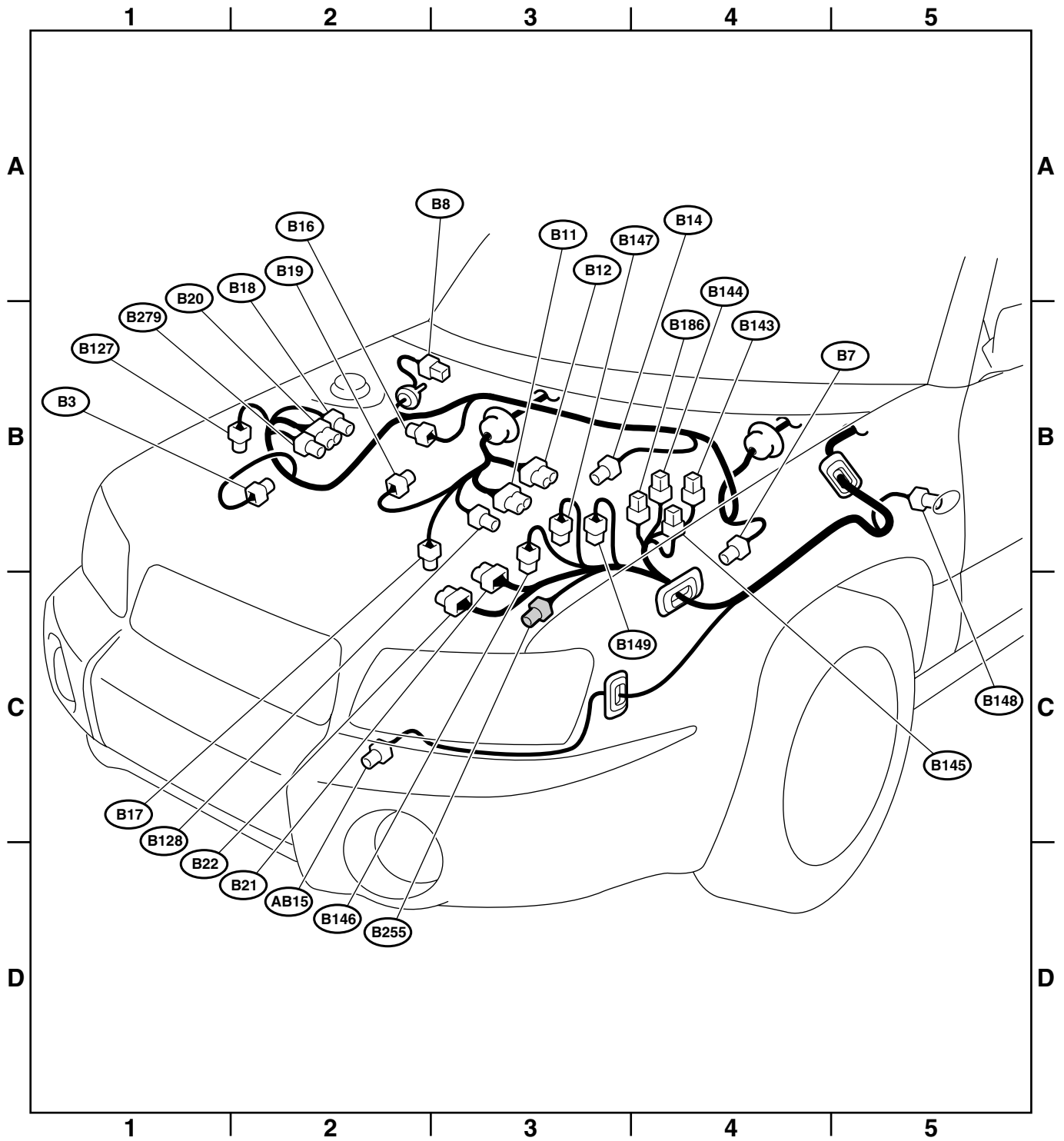
★: Non-colored

### FRONT SUB SENSOR HARNESS LH

AB15	2	Yellow	C-2		Front Sub Sensor LH
------	---	--------	-----	--	---------------------

# BULKHEAD WIRING HARNESS (IN ENGINE ROOM)

WIRING SYSTEM



WI-00492

# BULKHEAD WIRING HARNESS (IN COMPARTMENT)

WIRING SYSTEM

## 51. Bulkhead Wiring Harness (In Compartment)

### A: LOCATION

#### 1. LHD MODEL

#### BULKHEAD WIRING HARNESS

Connector				Connecting to	
No.	Pole	Color	Area	No.	Name
B30	25	★	C-1	D1	Front door cord LH
B31	6	Yellow	D-1	AB1	SRS (Airbag) harness
B32	3	Black	B-2		Turn & hazard module
B37	24	★	C-1	i2	Instrument panel wiring harness
B38	32	★	C-1	i3	
B40	16	Black	C-2		Data link connector
B41	2	★	C-1		Power window circuit breaker
B44	10	★	C-2		Belt warning module
B46	4	★	B-5		Fuel pump relay
B47	6	Brown	B-5		Main relay
B50	4	★	C-1		Blower fan relay
B51	8	Blue	C-1		J/B
B53	6	★	C-2		Shield joint connector (AT)
B54	24	★	B-2		Transmission control module (AT)
B55	24	Gray	B-2		
B56	24	Green	B-2		
B61	8	★	B-2	F44	Front wiring harness
B62	16	★	B-2	F45	
B64	2	Black	B-2		Stop & brake switch
B65	4	Black	B-2		Stop & brake switch (With cruise control)
B69	4	★	B-3		Combination switch
B70	18	★	B-3		
B71	17	★	B-3		
B72	4	Blue	C-3		Ignition switch
B74	2	Black	C-3		Key warning switch
B75	1	Green	C-2	B76	Test mode connector
B76	1	Green	C-2	B75	
B77	10	Brown	B-3		Mode actuator (A-A/C)
B79	14	Gray	C-2		Check connector
B81	1 × 2	★	C-2		Diagnosis terminal (Ground)
B82	6	Black	C-2		Diagnosis connector
B84	17	★	B-4		Engine control module (Turbo engine model)
B85	4	★	B-3		Passing diode
B86	6	Black	B-4		Blower fan motor resistor

Connector				Connecting to	
No.	Pole	Color	Area	No.	Name
B87	2	★	B-4		Blower fan motor (M-A/C)
	6	★	B-4		Blower fan motor (A-A/C)
B90	8	★	B-5		Roof cord
B91	4	★	B-4		Fresh/recirc actuator
B94	20	Black	B-4		Cruise control module
B100	20	Blue	B-2	F2	Front wiring harness
B101	25	★	B-5	D30	Front door cord RH
B104	4	Red	C-1		Rear accessory power supply socket relay
B107	2	Blue	B-2		Cruise switch (MT-cruise control)
B108	2	Black	B-1	F46	Front wiring harness
B117	6	★	C-4		Select lever illumination light (AT)
B119	4	★	C-4		Front accessory power supply socket
B122	8	★	C-4		Sensor ground joint connector (EG)
B125	1	Green	C-5	B126	Test mode connector
B126	1	Green	C-5	B125	
B129	2	Black	B-3		Kick-down switch (AT)
B131	4	Blue	C-1		Rear fog light relay
B132	6	★	C-2		Headlight leveler switch
B133	6	Red	C-4		AT power mode & hold mode switch
B134	35	Gray	C-4		Engine control module (Non-turbo engine model)
	22	★	C-4		Engine control module (Turbo engine model)
B135	26	Gray	B-4		Engine control module (Non-turbo engine model)
	28	★	B-4		Engine control module (Turbo engine model)
B136	20	Gray	B-4		Engine control module (Non-turbo engine model)
	24	★	B-4		Engine control module (Turbo engine model)

# BULKHEAD WIRING HARNESS (IN COMPARTMENT)

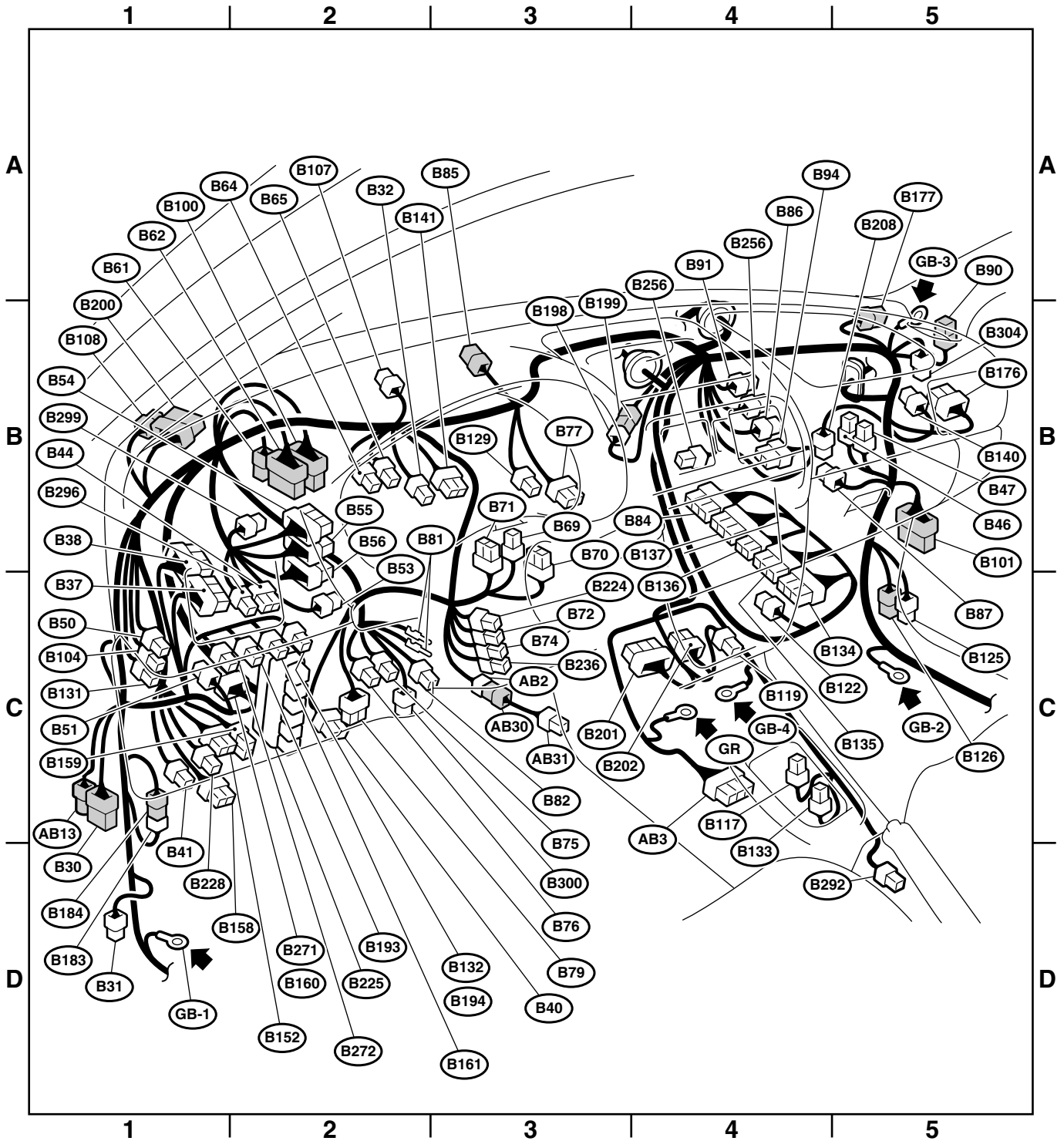
## WIRING SYSTEM

Connector				Connecting to	
No.	Pole	Color	Area	No.	Name
B137	28	Gray	B-4		Engine control module (Non-turbo engine model)
	31	★	B-4		Engine control module (Turbo engine model)
B140	6	Black	B-5		Headlight washer module
B141	12	★	B-3		Immobilizer control module
B152	7	★	C-1		F/B
B158	12	★	C-1		
B159	10	Gray	C-2		
B160	6	Gray	C-2		Front fog light switch
B161	6	Brown	C-2		Cruise control switch
B176	18	★	B-5		Keyless entry control module
B177	2	★	B-5		Wiper deicer
B183	1	★	D-1	B184	Joint connector (Keyless entry)
B184	1	★	C-1	B183	
B193	8	Black	C-2		Wiper deicer switch
B194	8	★	C-2		Headlight washer switch
B198	1	★	B-3	B199	Ground short connector
B199	1	★	B-3	B198	
B200	24	Black	B-1	F74	Front wiring harness
B201	24	Black	C-4	i40	Instrument panel wiring harness
B202	20	★	C-4	i41	Instrument panel wiring harness
	24	★	C-4	i41	
B208	2	Black	B-4		Glove box light
B224	2	★	C-3		Key switch illumination light
B225	38	★	C-2		Relay block
B228	8	★	C-1		OP connector
B236	5	Black	C-3		Cruise control sub switch
B256	3	★	B-4		Evaporator sensor
B271	12	Blue	C-2		F/B
B272	6	★	C-1		Rear fog light switch
B292	3	★	D-5		ABS G sensor
B296	4	★	C-2		Rear defogger timer
B299	8	★	B-2		Shield joint connector (AT)
B300	6	★	C-2		Line end check connector (Reprogram connector)
B304	2	Black	B-5		ABS condenser

★: Non-colored

# BULKHEAD WIRING HARNESS (IN COMPARTMENT)

WIRING SYSTEM



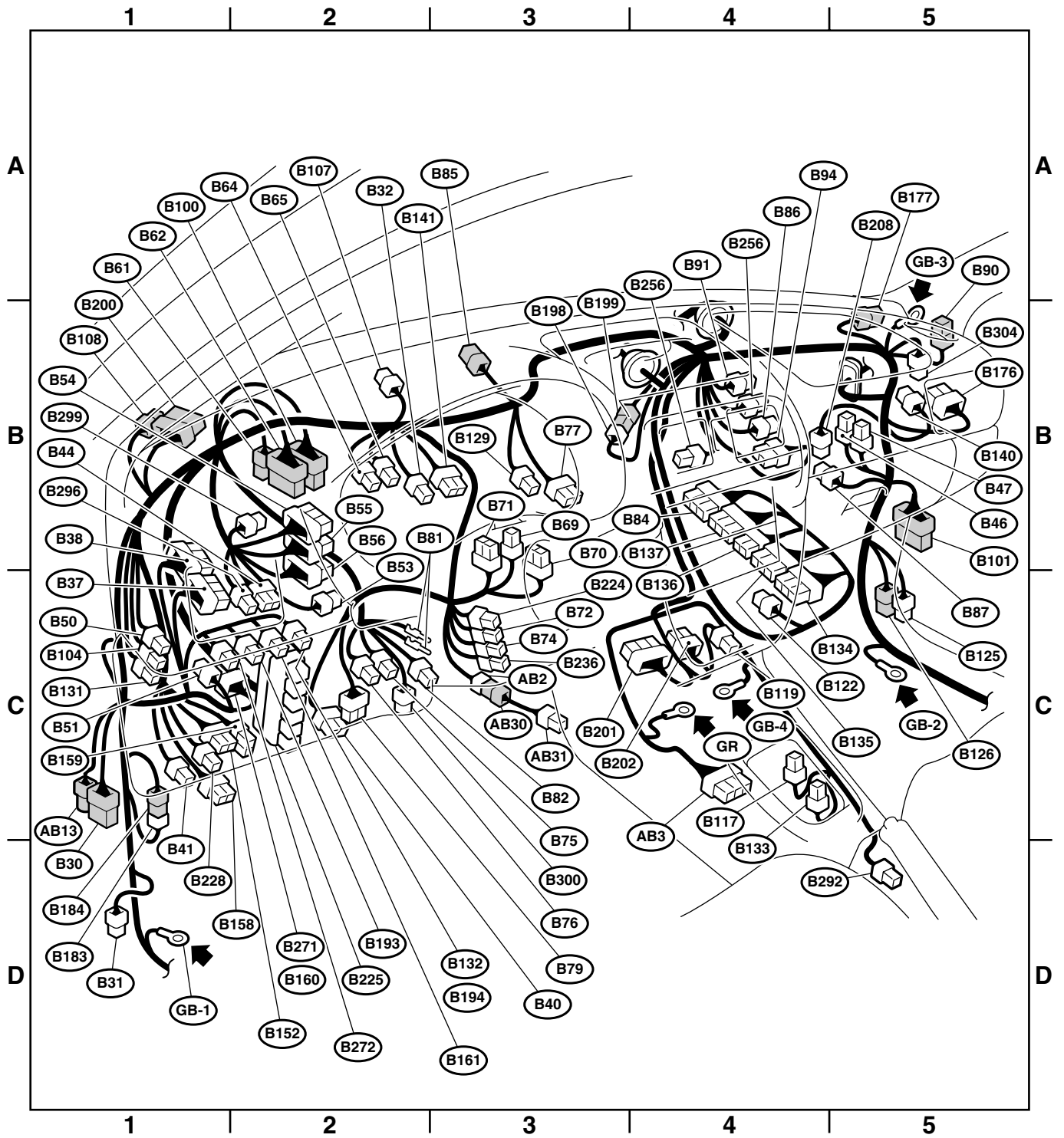
WI-00493

## AIRBAG WIRING HARNESS

Connector				Connecting to	
No.	Pole	Color	Area	No.	Name
AB2	2	Yellow	C-2	AB30	Steering roll connector
AB3	28	Yellow	C-4		Airbag control module
AB13	2	Yellow	C-1	AB14	Front sub sensor harness LH
AB31	2	Yellow	C-3		Inflator (Driver side)

# BULKHEAD WIRING HARNESS (IN COMPARTMENT)

WIRING SYSTEM



WI-00493



# BULKHEAD WIRING HARNESS (IN COMPARTMENT)

WIRING SYSTEM

## 2. RHD MODEL

### BULKHEAD WIRING HARNESS

Connector				Connecting to	
No.	Pole	Color	Area	No.	Name
B30	25	★	C-5	D1	Front door cord RH
B31	6	Yellow	D-5	AB1	SRS (Airbag) harness
B32	3	Black	B-3		Turn & hazard module
B37	18	Black	C-3	i2	Instrument panel wiring harness
	22	Black	C-3		
B38	32	★	C-3	i3	Instrument panel wiring harness
B40	16	★	C-4		Data link connector
B41	2	★	C-5		Power window circuit breaker
B43	6	Black	B-1		Illumination control module
B46	4	★	B-1		Fuel pump relay
B47	6	Brown	B-1		Main relay
B50	4	★	C-5		Blower fan relay
B51	8	Blue	C-5		F/B
B53	4	★	B-4		Shield joint connector
B54	24	★	B-4		Transmission control module (AT)
B55	24	Gray	B-4		
B56	24	Green	B-4		
B61	8	Gray	B-5	F44	Front wiring harness
B62	18	Black	B-5	F45	Front wiring harness
B64	2	Black	B-4		Stop light switch (Without cruise control)
B65	4	Black	B-4		Stop & brake switch (With cruise control)
B69	4	★	B-3		Combination switch
B70	18	★	C-3		
B71	17	★	C-3		
B72	4	Blue	C-3		Ignition switch
B74	2	Black	C-3		Key warning switch
B75	2	Green	C-4	B76	Test mode connector
B76	2	Green	C-4	B75	
B77	10	Brown	B-2		Mode actuator (A-A/C)
B79	14	Gray	C-4		Check connector
B81	1 × 2	★	C-4		Diagnosis terminal (Ground)
B82	6	Black	C-4		Diagnosis connector
B84	17	★	B-2		Engine control module (Turbo engine model)
B85	4	★	C-5		Rear fog light diode
B86	6	Black	B-2		Blower fan motor resistor (M-A/C)

Connector				Connecting to	
No.	Pole	Color	Area	No.	Name
B87	2	★	B-1		Blower fan motor resistor (M-A/C) *2
	6	★	B-2		Blower fan motor resistor (A-A/C) *1
B90	8	★	B-5	R50	Roof cord
B91	4	★	B-2		Fresh/recirc actuator
B93	20	★	B-2		Security control module
B94	20	★	B-2		Cruise control module
B100	22	Blue	B-5	F2	Front wiring harness
B101	25	★	C-1	D11	Front door cord LH
B104	4	Pink	C-5		Rear accessory power supply socket
B107	2	Blue	B-3		Cruise switch (MT-cruise control)
B117	6	★	C-2		Select lever illumination light (AT)
B119	4	★	C-2		Front accessory power supply socket
B122	4	★	C-2		Sensor ground joint connector (Non-turbo engine model)
	6	Gray	C-2		Sensor ground joint connector (Turbo engine model)
B125	1	Green	B-1	B126	Test mode connector
B126	1	Green	B-1	B125	
B129	2	★	C-4		Kick-down switch (AT)
B131	4	Blue	C-5		Rear fog light relay
B132	6	★	C-4		Headlight leveler switch
B133	6	★	C-2		AT power mode & hold mode switch
B134	35	Gray	C-2		Engine control module (Non-turbo engine model)
	22	★	C-2		Engine control module (Turbo engine model)
B135	28	Gray	C-2		Engine control module (Non-turbo engine model)
	28	★	C-2		Engine control module (Turbo engine model)

# BULKHEAD WIRING HARNESS (IN COMPARTMENT)

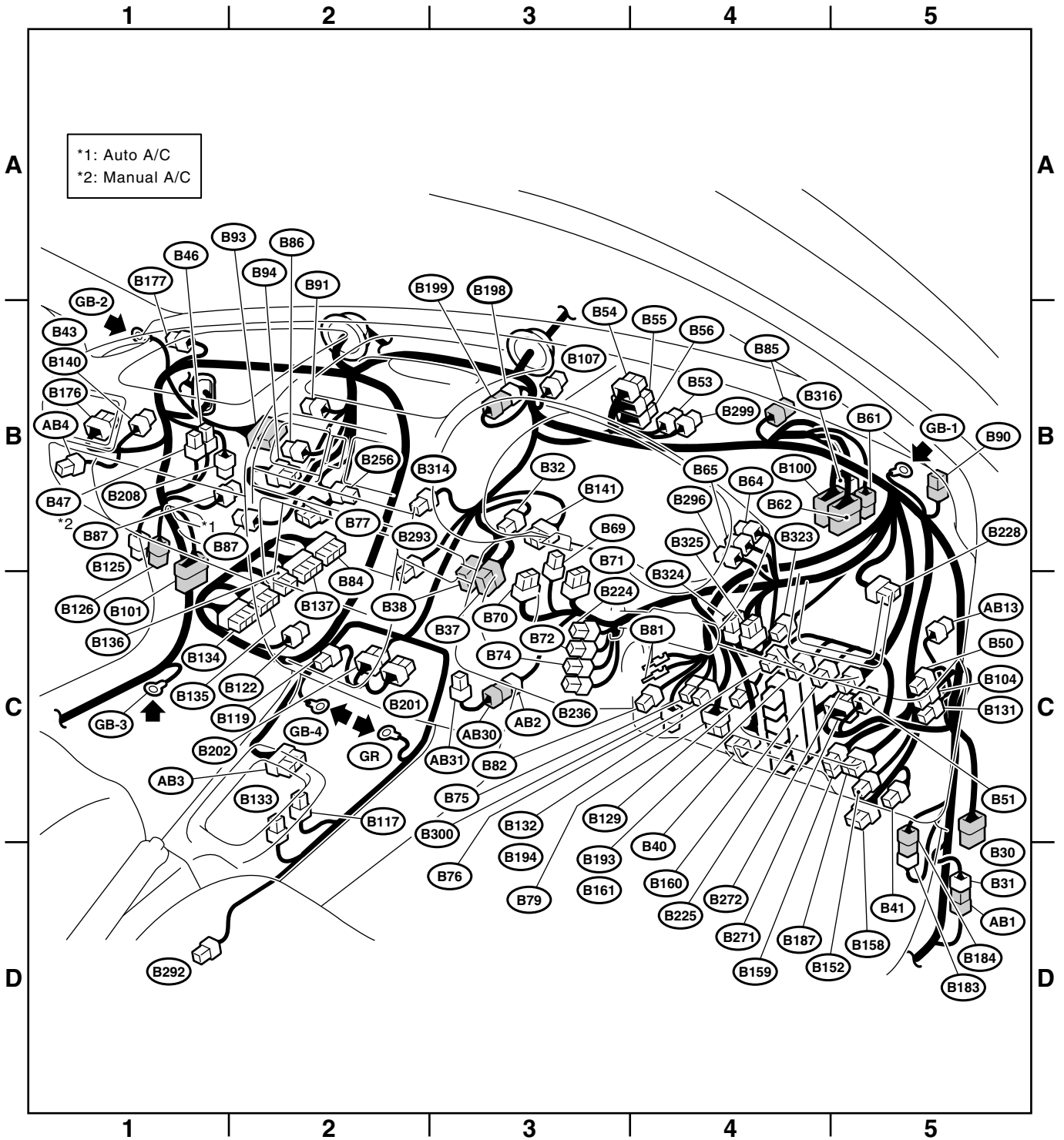
## WIRING SYSTEM

Connector				Connecting to	
No.	Pole	Color	Area	No.	Name
B136	26	Gray	C-2		Engine control module (Non-turbo engine model)
	24	★	C-2		Engine control module (Turbo engine model)
B137	20	Gray	B-2		Engine control module (Non-turbo engine model)
	31	★	B-2		Engine control module (Turbo engine model)
B140	6	Black	B-1		Headlight washer module
B141	12	★	B-3		Immobilizer control module
B152	7	★	C-5		F/B
B158	12	★	C-5		
B159	10	Gray	C-5		
B160	6	Gray	C-4		Front fog light switch
B161	6	Brown	C-4		Cruise control switch
B176	18	★	B-1		Keyless entry control module
B177	2	★	B-1		Wiper deicer
B183	1	★	D-5	B184	Joint connector (Keyless entry)
B184	1	★	C-5	B183	
B187	9	Brown	D-5		F/B
B193	8	Black	C-4		Wiper deicer switch
B194	8	★	C-4		Headlight washer switch
B198	1	★	B-3	B199	Ground short connector
B199	1	★	B-3	B198	
B201	24	Black	C-2	i40	Instrument panel wiring harness
B202	20	★	C-2	i41	Instrument panel wiring harness
	24	★	C-2	i41	
B208	2	★	B-1		Glove box light
B224	2	★	C-3		Key switch illumination light
B225	38	★	C-4		Relay block
B228	8	★	C-5		OP connector
B236	5	Black	C-3		Cruise control sub switch
B256	3	★	B-2		Evaporator sensor
B271	12	Blue	C-5		F/B
B272	6	★	C-5		Rear fog light switch
B292	3	★	D-1		ABS G sensor
B293	6	Black	B-2		Air mix actuator
B296	4	★	B-4		Rear defogger timer
B299	8	★	B-4		Shield joint connector
B300	6	★	C-4		Line end check connector

Connector				Connecting to	
No.	Pole	Color	Area	No.	Name
B314	2	★	B-2		In-vehicle temperature sensor (A-A/C)
B316	20	★	B-5		Ground joint connector
B323	4	Blue	C-4		Security relay
B324	16	Blue	C-4		Double lock module
B325	20	Gray	C-4		
★: Non-colored					

# BULKHEAD WIRING HARNESS (IN COMPARTMENT)

WIRING SYSTEM



WI-00494

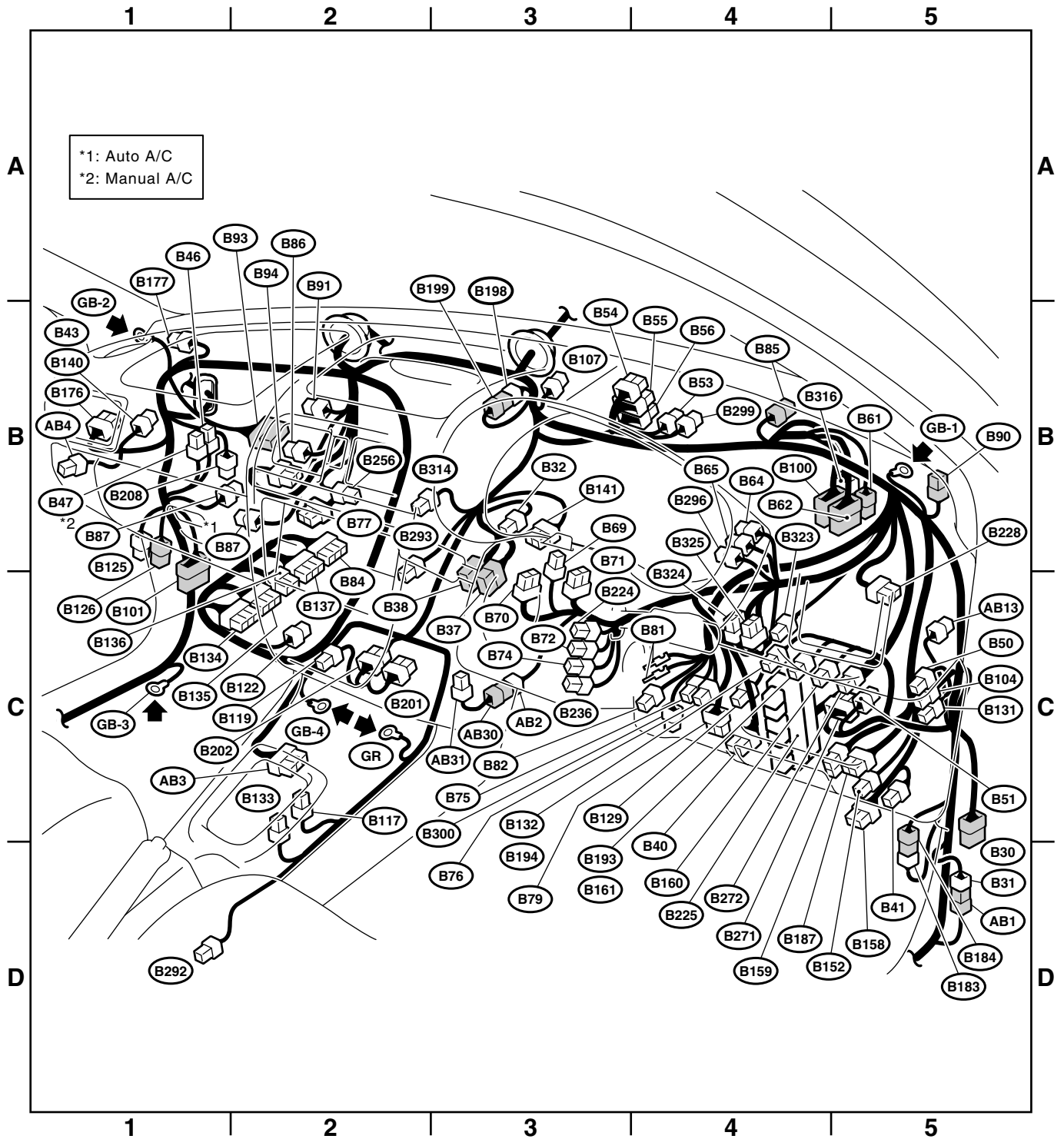
## AIRBAG WIRING HARNESS

Connector				Connecting to	
No.	Pole	Color	Area	No.	Name
AB1	6	Yellow	D-5	B31	Bulkhead wiring harness
AB2	2	Yellow	C-3	AB30	Steering roll connector
AB3	28	Yellow	C-2		Airbag control module
AB4	4	Yellow	B-1		Inflator (Passenger side)
AB13	2	Yellow	C-5	AB14	Front sub sensor cord RH

# BULKHEAD WIRING HARNESS (IN COMPARTMENT)

## WIRING SYSTEM

Connector				Connecting to	
No.	Pole	Color	Area	No.	Name
AB31	2	Yellow	C-3		Inflator (Driver side)



WI-00494

# ENGINE WIRING HARNESS AND TRANSMISSION CORD

WIRING SYSTEM

## 52.Engine Wiring Harness and Transmission Cord

### A: LOCATION

#### 1. NON-TURBO MODEL

Connector				Connecting to	
No.	Pole	Color	Area	No.	Name
E1	6	Black	A-4	B20	Bulkhead wiring harness
E2	16	Brown	A-4	B21	Bulkhead wiring harness
E3	20	Light gray	A-4	B22	Bulkhead wiring harness
E4	2	Black	A-3		Purge control solenoid valve
E5	2	Light gray	A-2		Injector #1
E6	2	Light gray	A-3		Injector #3
E7	6	Black	A-4		Idle air control solenoid valve
E8	3	Light gray	B-3		Engine coolant temperature sensor and thermometer
E10	2	Light gray	B-3		Crankshaft position sensor
E11	1	★	B-2		Oil pressure switch
E12	4	Dark gray	A-2		Ignition coil and igniter
E13	4	Dark gray	A-4		Throttle position sensor
E14	2	★	A-4		Knock sensor
E15	2	Black	B-4		Camshaft position sensor
E16	2	Light gray	B-4		Injector #2
E17	2	Light gray	B-4		Injector #4
E18	6	Dark gray	B-4		EGR solenoid valve
E19	1	★	B-2		Power steering oil pressure switch
E20	4	Black	A-3		Pressure sensor and intake air temperature sensor

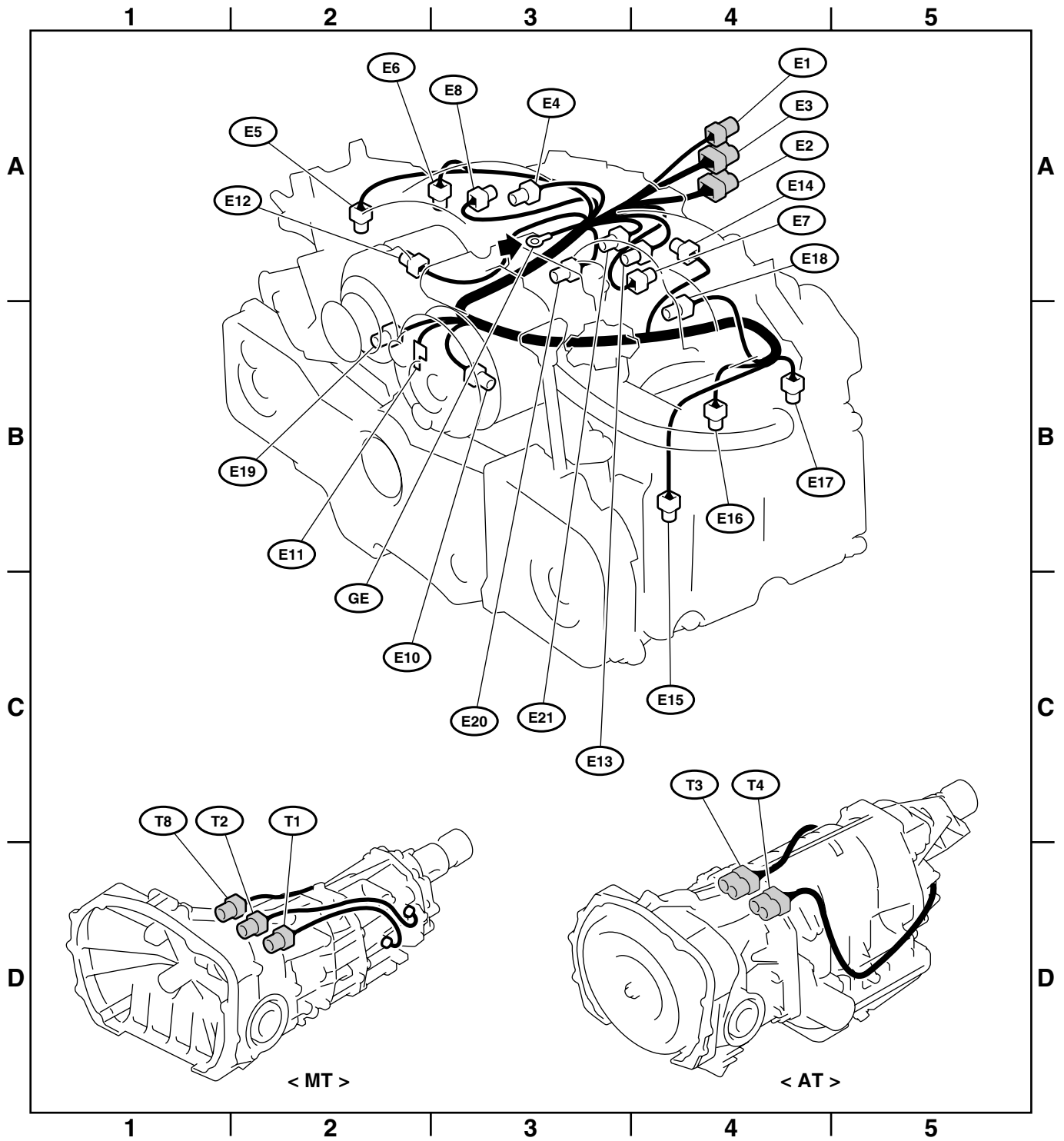
★: Non-colored

Connector				Connecting to	
No.	Pole	Color	Area	No.	Name
T1	2	Gray	D-2	B24	Bulkhead wiring harness (MT)
T2	2	Brown	D-2	B25	
T3	12	Black	D-4	B12	Bulkhead wiring harness (AT)
T4	20	Black	D-4	B11	
T8	2	Gray	D-1	B29	Bulkhead wiring harness (MT)

★: Non-colored

# ENGINE WIRING HARNESS AND TRANSMISSION CORD

WIRING SYSTEM



WI-00495

# ENGINE WIRING HARNESS AND TRANSMISSION CORD

WIRING SYSTEM

## 2. TURBO MODEL

Connector				Connecting to	
No.	Pole	Color	Area	No.	Name
E1	10	Light gray	A-2	B20	Bulkhead wiring harness
E2	16	Brown	B-4	F61	Front wiring harness (LHD model)
				B21	Bulkhead wiring harness (RHD model)
E3	20	Black	B-4	F60	Front wiring harness (LHD model)
				B22	Bulkhead wiring harness (RHD model)
E4	2	Black	B-3		Purge control solenoid valve
E5	2	Dark gray	A-2		Injector #1
E6	2	Dark gray	A-2		Injector #3
E7	3	Black	A-3		Idle air control solenoid valve
E8	3	Light gray	B-3		Engine coolant temperature sensor & thermometer
E10	2	Light gray	B-2		Crankshaft position sensor
E11	1	★	B-2		Oil pressure switch
E13	3	Black	A-3		Throttle position sensor
E14	2	Gray	B-4		Knock sensor
E15	2	Light gray	B-3		Camshaft position sensor
E16	2	Dark gray	B-4		Injector #2
E17	2	Dark gray	B-4		Injector #4
E19	2	★	B-3		Power steering oil pressure switch
E21	3	Black	A-3		Pressure sensor
E31	3	★	A-2		Ignition coil No. 1
E32	3	★	B-4		Ignition coil No. 2
E33	3	Black	A-2		Ignition coil No. 3
E34	3	Black	B-4		Ignition coil No. 4
E50	3	Black	B-3		TGV angle sensor LH
E51	2	Black	A-4		TGV LH
E54	3	Black	A-3		TGV angle sensor RH
E55	2	Black	A-2		TGV RH

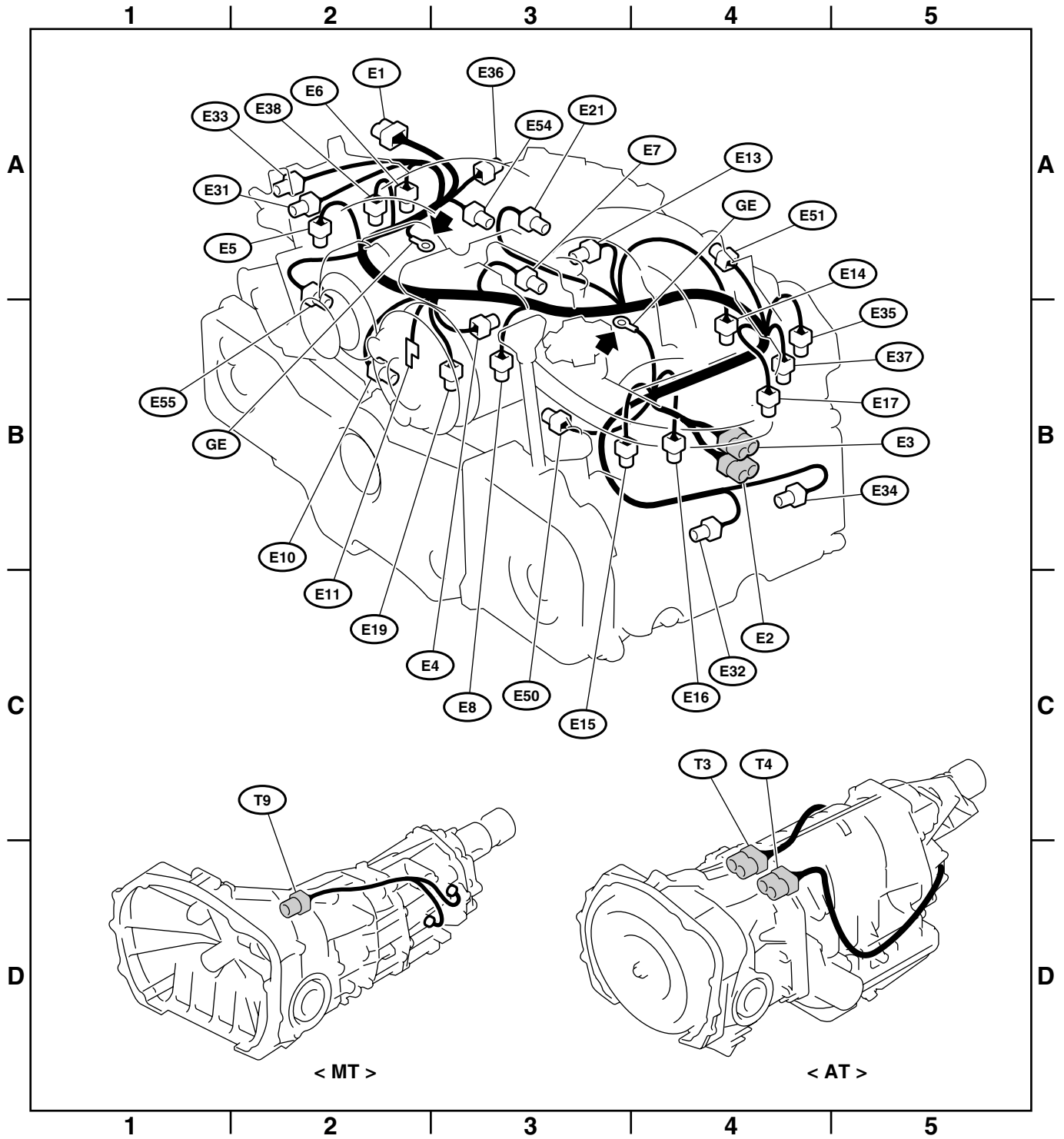
★: Non-colored

Connector				Connecting to	
No.	Pole	Color	Area	No.	Name
T3	12	★	D-4	B12	Bulkhead wiring harness (AT)
T4	20	Black	D-4	B11	
T9	4	★	D-2	B128	Bulkhead wiring harness (MT)

★: Non-colored

# ENGINE WIRING HARNESS AND TRANSMISSION CORD

WIRING SYSTEM



WI-00496



## 53. Instrument Panel Wiring Harness

### A: LOCATION

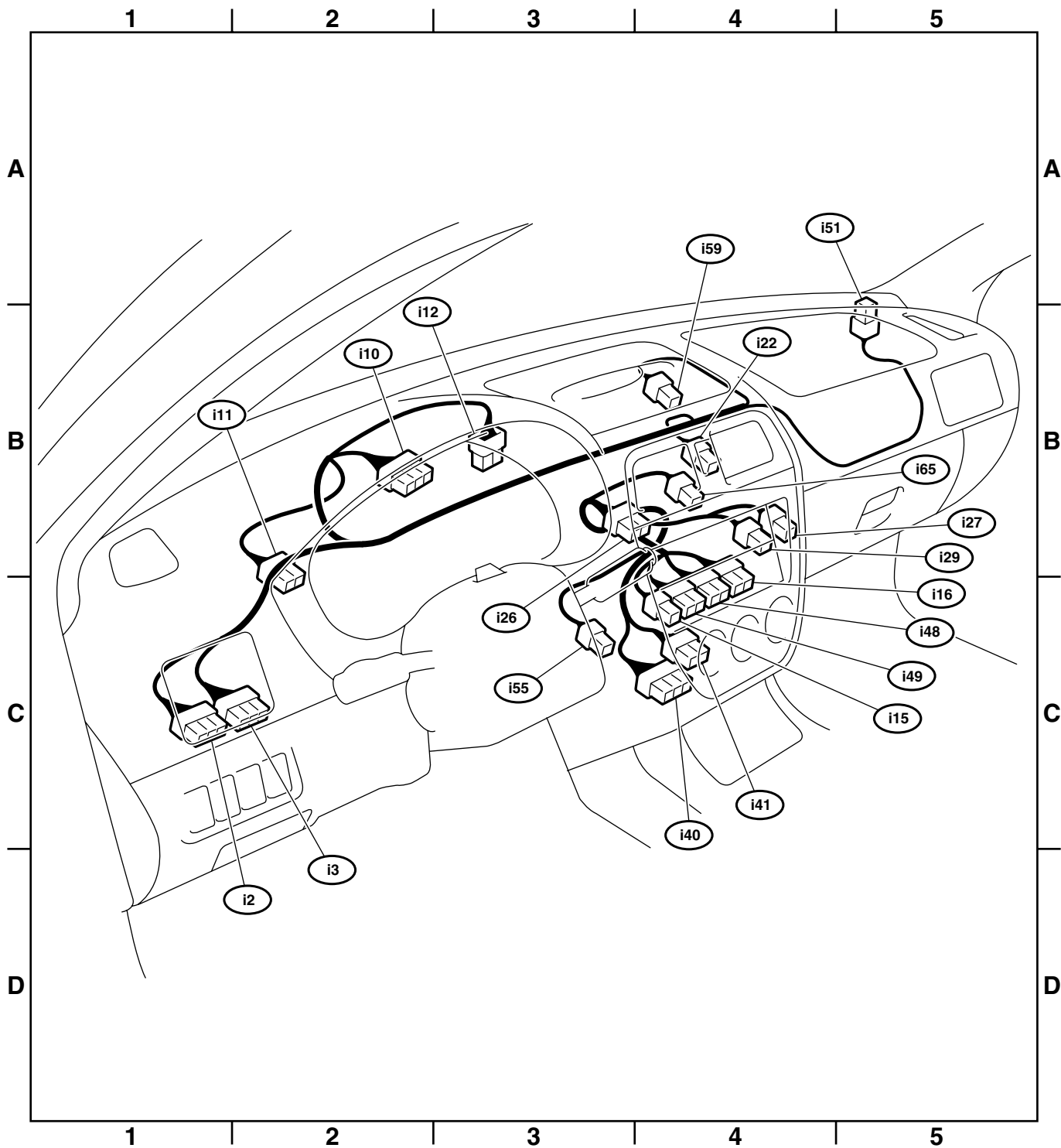
#### 1. LHD MODEL

Connector				Connecting to	
No.	Pole	Color	Area	No.	Name
i2	24	★	C-1	B37	Bulkhead wiring harness
i3	32	★	C-2	B38	
i10	30	Green	B-2		Combination meter
i11	10	Green	B-2		
i12	14	Green	B-3		
i15	6	Black	C-4		Blower fan switch
i16	12	★	B-4		Air conditioning switch
i22	8	★	B-4		Hazard switch
i26	14	★	B-3		Radio
i27	2	★	B-4		CD player illumination light
i29	1	Black	B-4		Body ground (Radio)
i40	24	Black	C-4	B201	Bulkhead wiring harness
i41	20	★	C-4	B202	
	24	★	C-4		
i48	16	Gray	C-4		Auto A/C control module
i49	20	Gray	C-4		
i51	2	★	A-5		Sun load sensor
i55	2	★	C-3		In-vehicle temperature sensor
i59	7	Green	B-4		Clock
i65	6	Black	B-4		Air mix actuator

★: Non-colored

# INSTRUMENT PANEL WIRING HARNESS

WIRING SYSTEM



WI-00497

# INSTRUMENT PANEL WIRING HARNESS

WIRING SYSTEM

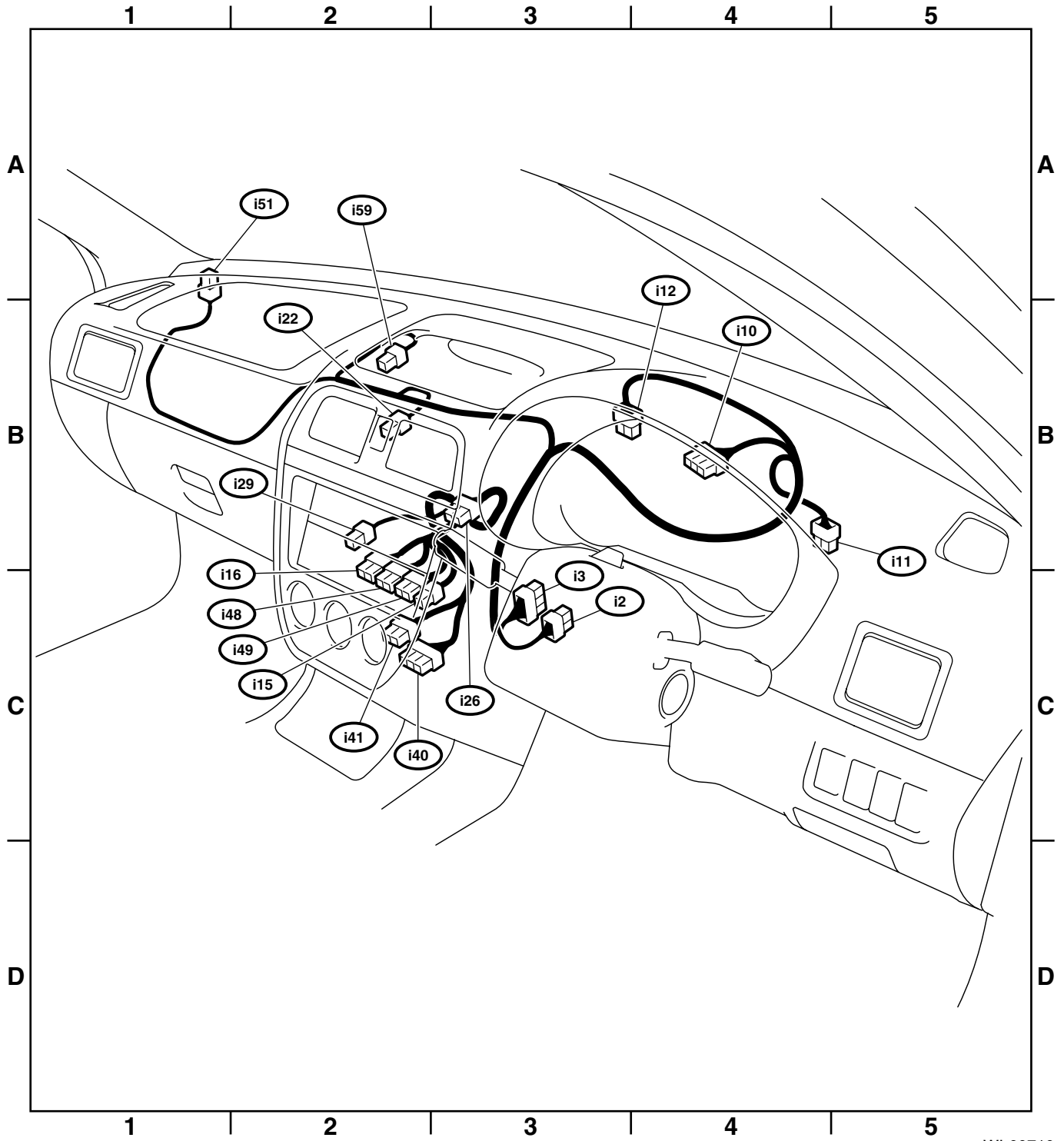
## 2. RHD MODEL

Connector				Connecting to	
No.	Pole	Color	Area	No.	Name
i2	22	Black	C-3	B37	Bulkhead wiring harness (AT)
	18	Black	C-3		Bulkhead wiring harness (MT)
i3	32	★	C-3	B38	Bulkhead wiring harness
i10	30	Green	B-4		Combination meter
i11	10	Green	B-4		
i12	14	Green	B-3		
i15	6	★	C-2		
i16	12	★	B-2		Mode control panel (Manual A/C)
i22	8	★	B-2		Hazard switch
i26	14	★	B-3		Radio
i29	1	★	B-2		Body ground (Radio)
i40	24	Black	C-2	B201	Bulkhead wiring harness
i41	20	★	C-2	B202	Bulkhead wiring harness (M-A/C)
	24	★	C-2		Bulkhead wiring harness (A-A/C)
i48	16	★	C-2		Auto A/C control module
i49	20	★	C-2		
i51	2	★	A-1		Sun load sensor
i59	7	Green	B-2		Clock

★: Non-colored

# INSTRUMENT PANEL WIRING HARNESS

WIRING SYSTEM



WI-00710

## 54. Rear Wiring Harness, Bulkhead Wiring Harness, Roof Cord and Fuel Tank Cord

### A: LOCATION

#### 1. LHD MODEL

##### REAR WIRING HARNESS

Connector				Connecting to	
No.	Pole	Color	Area	No.	Name
R1	8	★	B-2	B97	Bulkhead wiring harness
R2	20	★	B-2	B98	
R3	8	★	B-2	B99	
R4	1	Black	B-3		Parking brake switch
R8	2	★	C-3		Seat belt switch
R15	6	Black	B-3	R57	Fuel cord
R22	3	★	B-4		Rear door switch LH
R41	4	Blue	B-2		Seat heater RH
R42	4	★	B-2		Seat heater switch RH
R43	4	Blue	B-3		Seat heater switch LH
R44	4	Blue	C-3		Seat heater LH
R72	2	★	B-3		ABS rear sensor RH
R73	2	★	C-4		ABS rear sensor LH
R146	2	★	B-3		Rear 12 V accessory power supply socket

★: Non-colored

##### BULKHEAD WIRING HARNESS

Connector				Connecting to	
No.	Pole	Color	Area	No.	Name
R97	8	★	B-2	R1	Rear wiring harness
R98	20	★	B-2	R2	
R99	8	★	B-2	R3	
R265	4	★	B-2	D27	Rear door cord RH
R266	4	★	B-2	D28	
R267	3	★	C-3		Front door switch LH
R268	3	★	B-2		Front door switch RH
R269	4	★	C-4	D21	Rear door cord LH
R270	4	★	C-4	D22	

★: Non-colored

##### ROOF CORD

Connector				Connecting to	
No.	Pole	Color	Area	No.	Name
R50	8	★	B-1	B90	Bulkhead wiring harness
R52	3	★	A-3		Room light
R55	2	★	B-2		Sunroof motor
R56	2	★	B-3		Spot light

★: Non-colored

# REAR WIRING HARNESS, BULKHEAD WIRING HARNESS, ROOF CORD AND FUEL TANK CORD WIRING SYSTEM

## FUEL TANK CORD

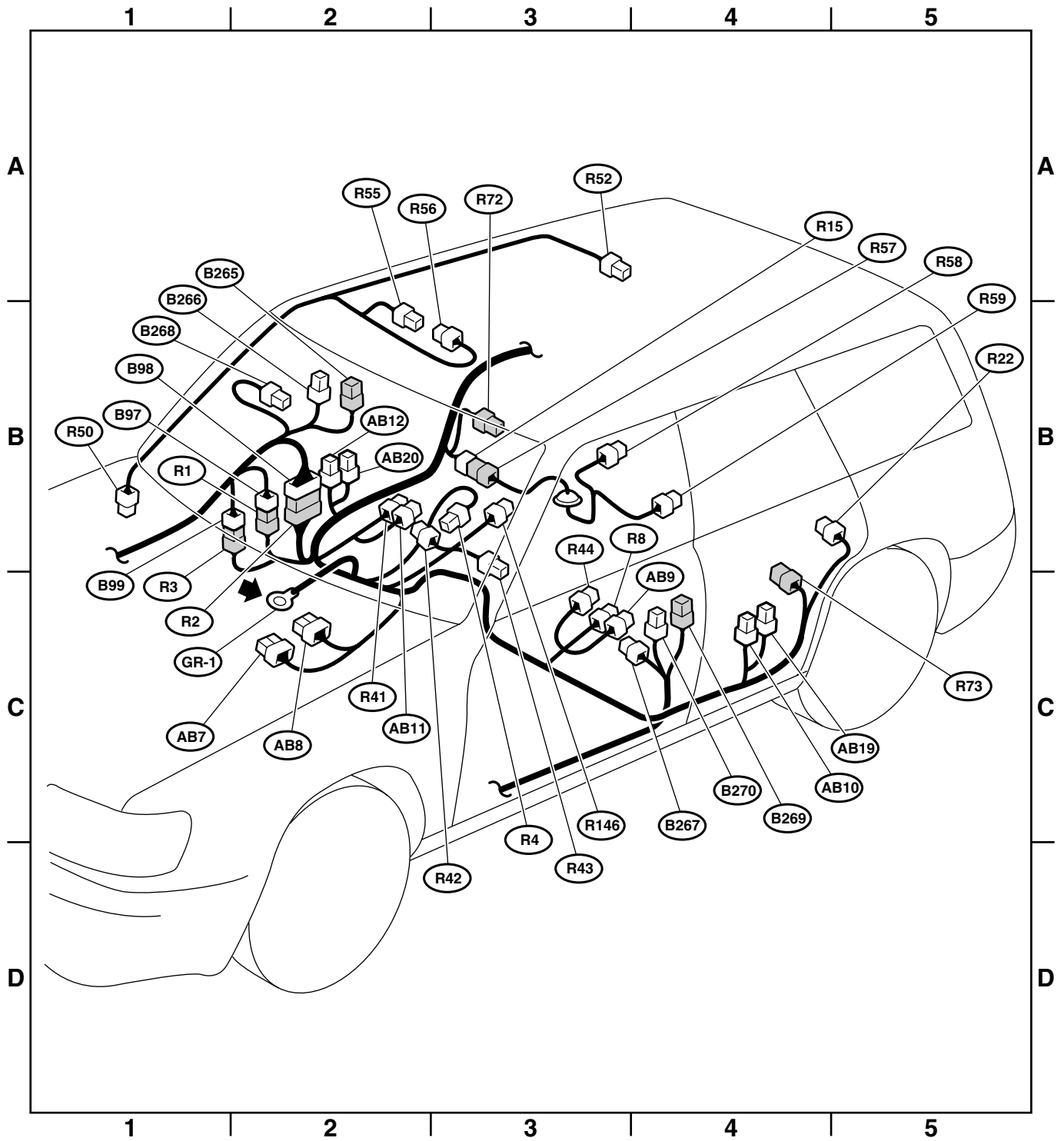
Connector				Connecting to	
No.	Pole	Color	Area	No.	Name
R57	6	Black	B-3	R15	Rear wiring harness
R58	6	★	B-3		Fuel gauge module & fuel pump assembly
R59	2	★	B-4		Fuel gauge sub module

★: Non-colored

## AIRBAG WIRING HARNESS

Connector				Connecting to	
No.	Pole	Color	Area	No.	Name
AB7	12	Yellow	C-2		Airbag control module
AB8	12	Yellow	C-2		
AB9	2	Yellow	C-4		Inflator (Side LH)
AB10	4	Yellow	C-4		Side airbag sensor LH
AB11	2	Yellow	B-2		Inflator (Side RH)
AB12	4	Yellow	B-2		Side airbag sensor RH
AB19	2	Yellow	C-4		Pretensioner LH
AB20	2	Yellow	B-2		Pretensioner RH

# REAR WIRING HARNESS, BULKHEAD WIRING HARNESS, ROOF CORD AND FUEL TANK CORD WIRING SYSTEM



WI-00498

# REAR WIRING HARNESS, BULKHEAD WIRING HARNESS, ROOF CORD AND FUEL TANK CORD WIRING SYSTEM

## 2. RHD MODEL

### REAR WIRING HARNESS

Connector				Connecting to	
No.	Pole	Color	Area	No.	Name
R1	8	★	B-2	B97	Bulkhead wiring harness
R2	32	★	B-2	B98	
R4	1	★	B-3		Parking brake switch
R8	2	★	C-3		Seat belt switch
R15	6	Black	B-3	R57	Fuel tank cord
R22	3	★	B-4		Rear door switch LH
R41	4	Blue	B-2		Seat heater LH
R42	4	Blue	B-2		Seat heater switch LH
R43	4	★	B-3		Seat heater switch RH
R44	4	Blue	C-3		Seat heater RH
R72	2	★	B-3		Rear ABS sensor RH
R73	2	★	C-4		Rear ABS sensor LH
R146	2	★	B-3		Rear accessory power supply socket

★: Non-colored

### BULKHEAD WIRING HARNESS

Connector				Connecting to	
No.	Pole	Color	Area	No.	Name
R97	8	★	B-2	R1	Rear wiring harness
R98	32	★	B-2	R2	
R265	4	★	B-2	D27	Rear door cord RH
R266	4	★	B-2	D28	
R267	3	★	C-3		Front door switch RH
R268	3	★	B-2		Front door switch LH
R269	4	★	C-4	D21	Rear door cord LH
R270	4	★	C-4	D22	

★: Non-colored

### ROOF CORD

Connector				Connecting to	
No.	Pole	Color	Area	No.	Name
R50	8	★	B-1	B90	Bulkhead wiring harness
R52	3	★	A-3		Room light
R55	2	★	B-2		Sunroof motor
R56	2	★	B-3		Spot light

★: Non-colored



# REAR WIRING HARNESS, BULKHEAD WIRING HARNESS, ROOF CORD AND FUEL TANK CORD WIRING SYSTEM

## FUEL TANK CORD

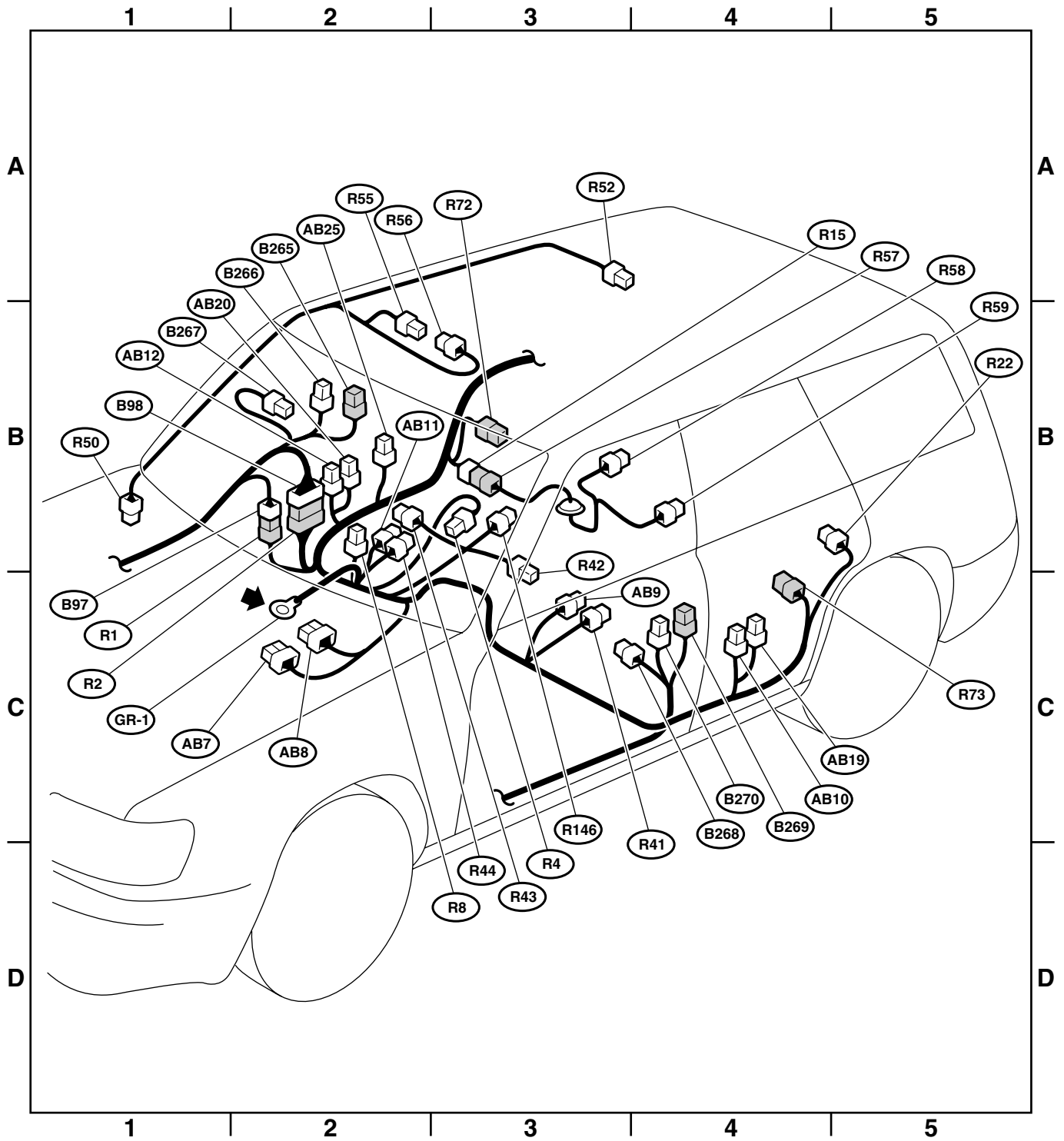
Connector				Connecting to	
No.	Pole	Color	Area	No.	Name
R57	6	Black	B-3	R15	Rear wiring harness
R58	6	★	B-3		Fuel gauge module & fuel pump assembly
R59	2	★	B-4		Fuel gauge sub module

★: Non-colored

## AIRBAG WIRING HARNESS

Connector				Connecting to	
No.	Pole	Color	Area	No.	Name
AB7	12	Yellow	C-2		Airbag control module
AB8	12	Yellow	C-2		
AB9	2	Yellow	C-3		Inflator (Side LH)
AB10	4	Yellow	C-4		Side airbag sensor LH
AB11	2	Yellow	B-2		Inflator (Side RH)
AB12	4	Yellow	B-2		Side airbag sensor RH
AB19	2	Yellow	C-4		Pretensioner LH
AB20	2	Yellow	B-2		Pretensioner RH
AB25	2	Orange	B-2		Lap pretensioner RH

# REAR WIRING HARNESS, BULKHEAD WIRING HARNESS, ROOF CORD AND FUEL TANK CORD WIRING SYSTEM



WI-00499

# DOOR CORD

WIRING SYSTEM

## 55. Door Cord

### A: LOCATION

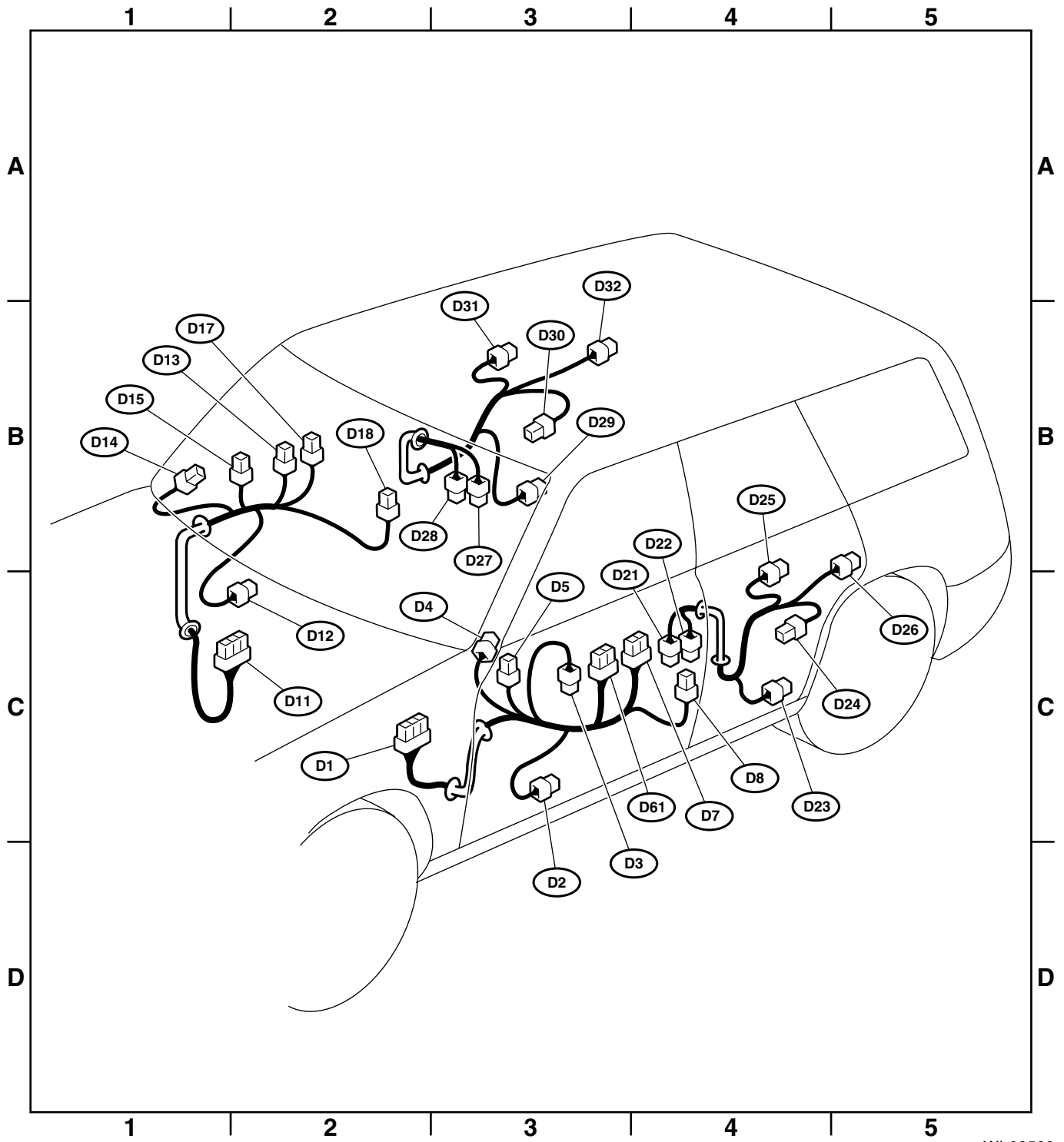
#### 1. LHD MODEL

Connector				Connecting to	
No.	Pole	Color	Area	No.	Name
D1	25	★	C-2	B30	Bulkhead wiring harness
D2	2	★	C-3		Front door speaker (Driver side)
D3	2	Green	C-3		Front power window motor (Driver side)
D4	2	Black	C-3		Front door tweeter (Driver side)
D5	6	★	C-3		Remote control rearview mirror (Driver side)
	8	★	C-3		
D7	16	★	C-4		Power window main switch
D8	4	Gray	C-4		Front door lock actuator LH
D11	25	★	C-1	B101	Bulkhead wiring harness
D12	2	★	C-2		Front door speaker RH
D13	2	Green	B-2		Front power window motor RH
D14	2	Black	B-1		Front door tweeter RH
D15	6	★	B-2		Remote control rearview mirror RH (Without mirror heater)
	8	★	B-2		Remote control rearview mirror RH (With mirror heater)
D17	8	★	B-2		Front power window sub switch RH
D18	4	★	B-2		Front door lock actuator RH
D21	4	★	C-4	B269	Bulkhead wiring harness
D22	4	★	C-4	B270	
D23	2	★	C-4		Rear door speaker LH
D24	2	Green	C-4		Rear power window motor LH
D25	8	★	C-4		Rear power window sub switch LH
D26	4	★	B-5		Rear door lock actuator LH
D27	4	★	B-3	B265	Bulkhead wiring harness
D28	4	★	B-3	B266	
D29	2	★	B-3		Rear door speaker RH
D30	2	Green	B-3		Rear power window motor RH
D31	8	★	B-3		Rear power window sub switch RH
D32	4	★	B-3		Rear door lock actuator RH
D61	10	★	C-3		Remote control rearview mirror switch

★: Non-colored

# DOOR CORD

WIRING SYSTEM



WI-00500

# DOOR CORD

WIRING SYSTEM

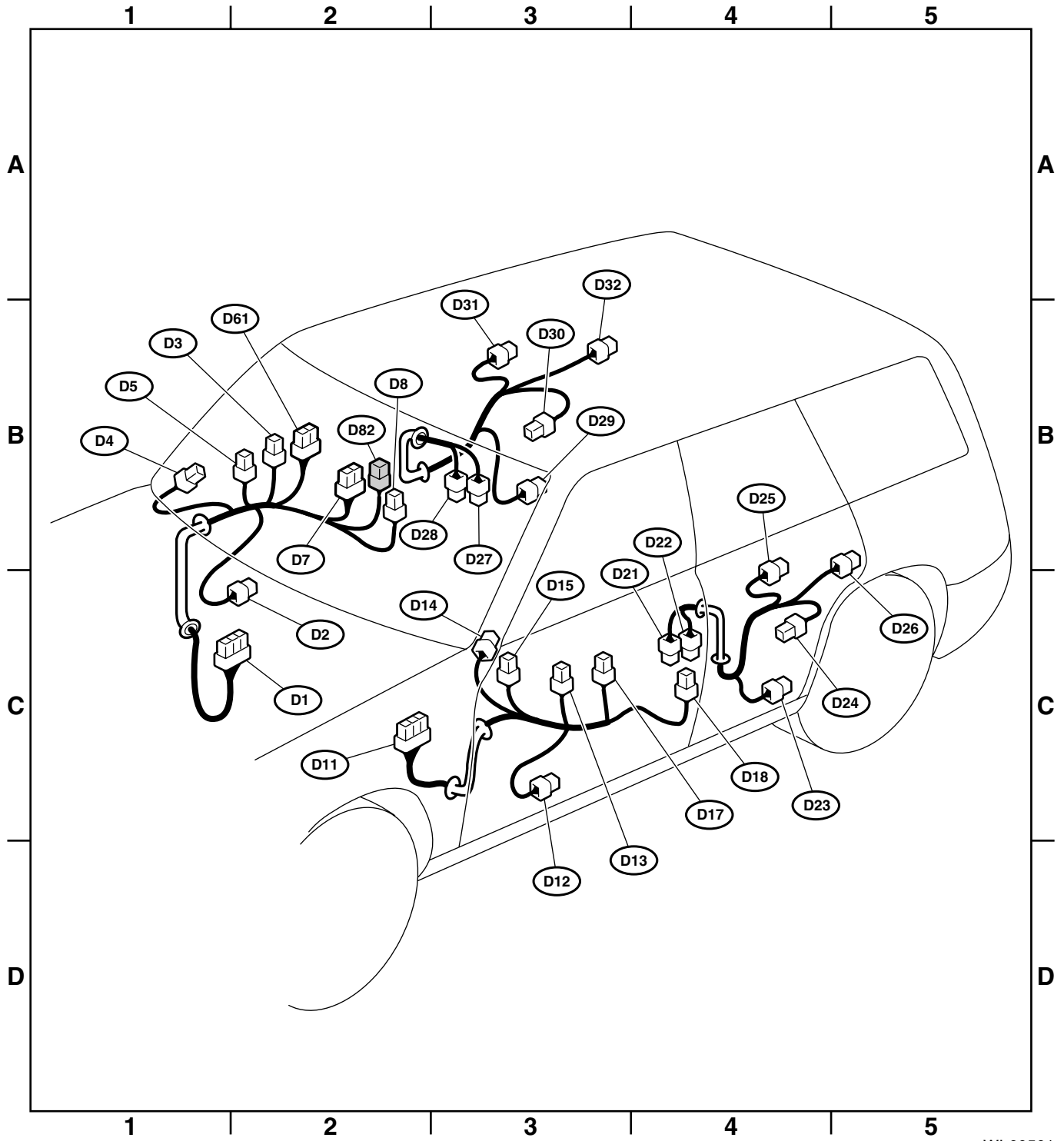
## 2. RHD MODEL

Connector				Connecting to	
No.	Pole	Color	Area	No.	Name
D1	25	★	C-2	B30	Bulkhead wiring harness
D2	2	★	C-2		Front door speaker (Driver side)
D3	2	Green	B-2		Front power window motor (Driver side)
D4	2	Black	B-1		Front door tweeter (Driver side)
D5	6	★	B-2		Remote control rearview mirror (Driver side)
	8	★	B-2		
D7	16	★	B-2		Power window main switch
D8	4	★	B-2		Front door lock actuator RH (Without double lock model)
	6	Black	B-2		Front door lock actuator RH (With double lock model)
D11	25	★	C-2	B101	Bulkhead wiring harness
D12	2	★	C-3		Front door speaker LH
D13	2	Green	C-3		Front power window motor LH
D14	2	Black	C-3		Front door tweeter LH
D15	6	★	C-3		Remote control rearview mirror LH (Without mirror heater)
	8	★	C-3		Remote control rearview mirror LH (With mirror heater)
D17	8	★	C-3		Front power window sub switch LH
D18	4	★	C-4		Front door lock actuator LH (Without double lock model)
	6	Black	C-4		Front door lock actuator LH (With double lock model)
D21	4	★	C-4	B269	Bulkhead wiring harness
D22	4	★	C-4	B270	
D23	2	Green	C-4		Rear door speaker LH
D24	2	★	C-4		Rear power window motor LH
D25	8	★	B-4		Rear power window sub switch LH
D26	4	★	B-5		Rear door lock actuator LH (Without double lock model)
	6	Black	B-5		Rear door lock actuator LH (With double lock model)
D27	4	★	B-3	B265	Bulkhead wiring harness
D28	4	★	B-3	B266	
D29	2	★	B-3		Rear door speaker RH
D30	2	Green	B-3		Rear power window motor RH
D31	8	★	B-3		Rear power window sub switch RH
D32	4	★	B-3		Rear door lock actuator RH (Without double lock model)
	6	Black	B-3		Rear door lock actuator RH (With double lock model)
D61	10	★	B-2		Remote control rearview mirror switch
D82	3	Brown	B-2	R81	Key cylinder switch

★: Non-colored

# DOOR CORD

WIRING SYSTEM



WI-00501

# REAR WIRING HARNESS AND REAR GATE CORD

WIRING SYSTEM

## 56.Rear Wiring Harness and Rear Gate Cord

### A: LOCATION

#### REAR WIRING HARNESS

Connector				Connecting to	
No.	Pole	Color	Area	No.	Name
R16	3	★	C-5		Rear door switch RH
R26	6	★	C-4		Rear combination light RH
R28	6	★	C-1		Rear combination light LH
R30	2	★	C-4		Luggage room light diode
R32	2	★	C-4		Rear accessory power supply socket
R38	4	★	C-4	D33	Rear gate cord
R39	8	★	C-4	D34	
R40	2	★	C-4	D36	Rear gate cord (RHD MODEL)
R79	10	★	C-4		Trailer connector
R113	1	★	B-2		Antenna amp
R116	8	★	C-4		Rear wiper intermittent module
R122	10	★	C-4		Fuel pump control module
R147	5	Blue	B-4		Ground joint connector LHD MODEL
R148	2	★	C-4		Rear deferential oil temperature sensor

★: Non-colored

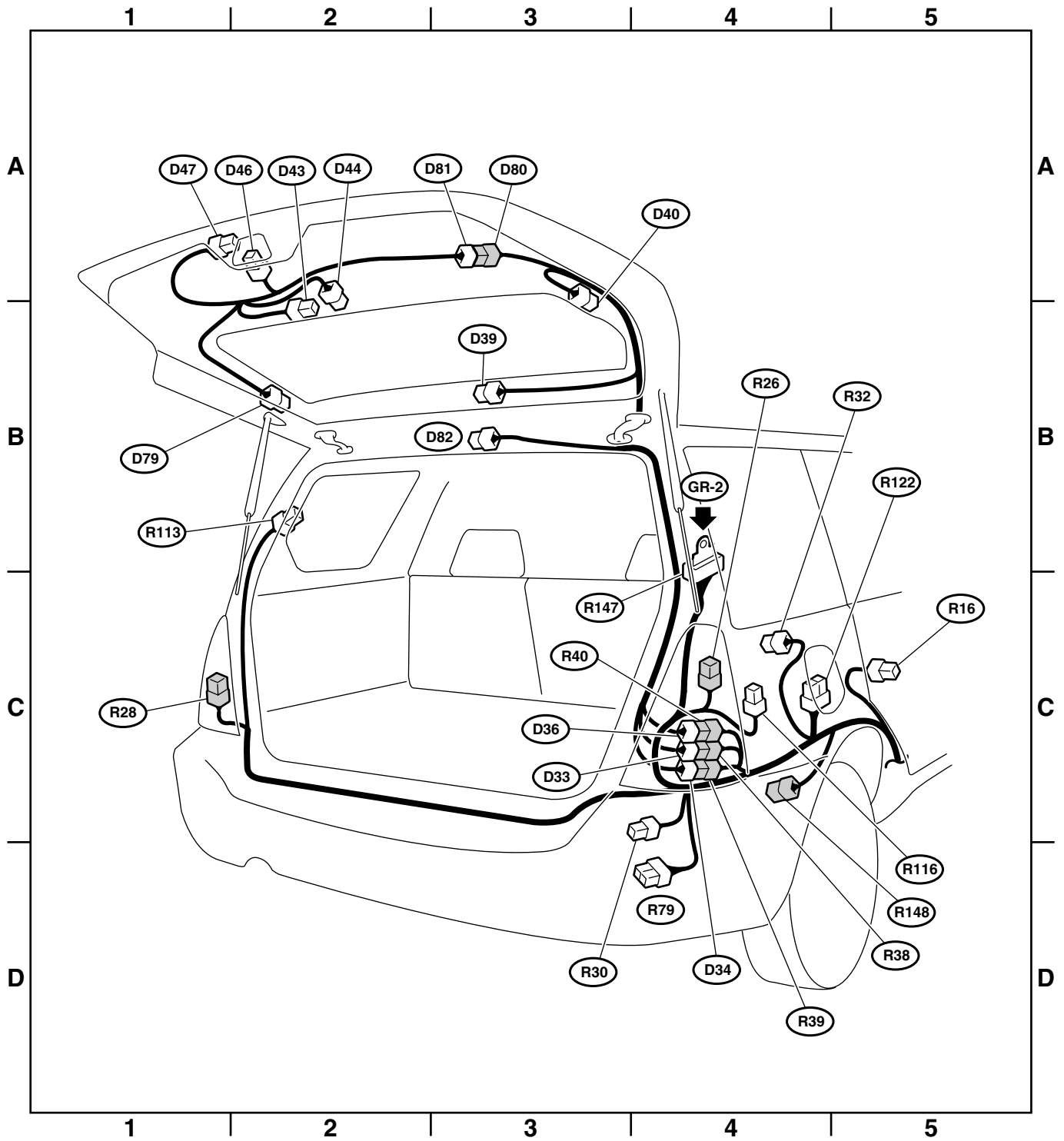
#### REAR GATE CORD

Connector				Connecting to	
No.	Pole	Color	Area	No.	Name
D33	4	★	C-4	R38	Rear wiring harness
D34	8	★	C-4	R39	
D36	2	★	C-4	R40	
D39	2	Black	B-3		High-mount stop light
D40	1	Black	A-3		Rear defogger
D43	4	★	B-2		Rear wiper motor
D44	2	★	A-2		License plate light
D46	2	★	A-2		Rear gate latch switch
D47	4	★	A-1		Rear gate lock actuator
D79	1	Black	B-2		Rear defogger
D80	8	★	A-3	D81	Rear gate cord
D81	8	★	A-3	D80	
D82	3	★	B-3		Luggage room light

★: Non-colored

# REAR WIRING HARNESS AND REAR GATE CORD

WIRING SYSTEM



WI-00502