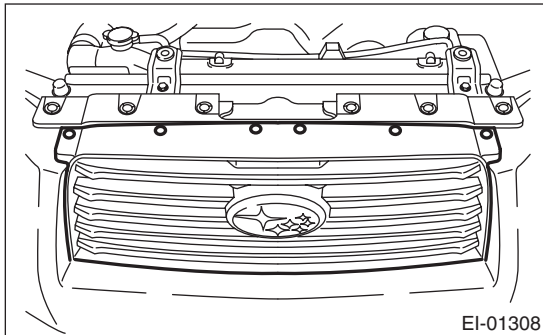


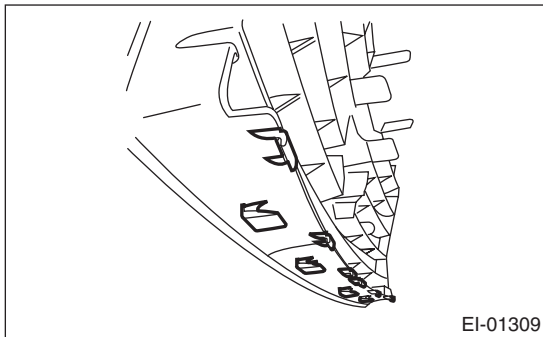
2. Front Grille

A: REMOVAL

- 1) Open the front hood.
- 2) Remove the upper six clips of front grille.

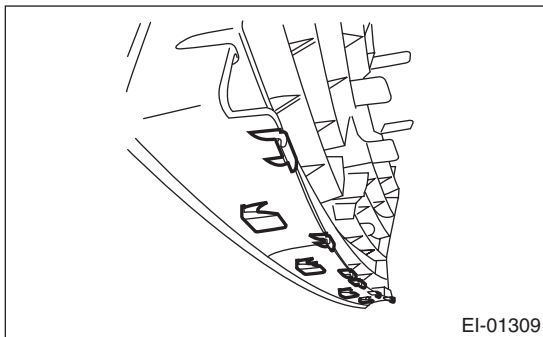


- 3) Pull the front grille out toward the front of the vehicle.



B: INSTALLATION

- 1) Install in the reverse order of removal.



NOTE:

Be careful with the hook position.