

2. Tire

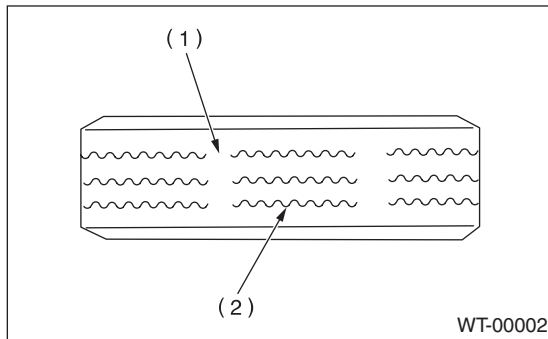
A: INSPECTION

- 1) Take stones, glass, nails etc. out of the tread groove.
- 2) Replace the tire.

CAUTION:

When replacing a tire, make sure to use only tires of the same size, construction and load range as originally installed.

- (1) If large cracks on side wall, damage or cracks on the tread is found.
- (2) When the “tread wear indicator” appears as a solid band across the tread.
- (3) If a crack is found on the tire valve, replace the valve.

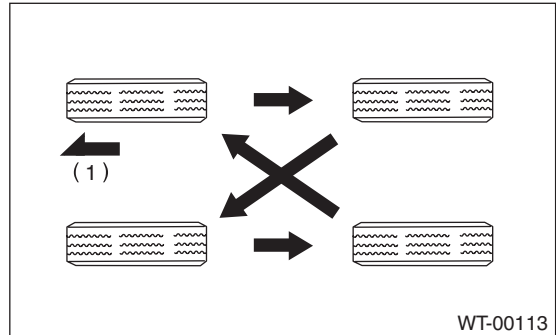


- (1) Tread wear indicator
- (2) Tire tread

1. TIRE ROTATION

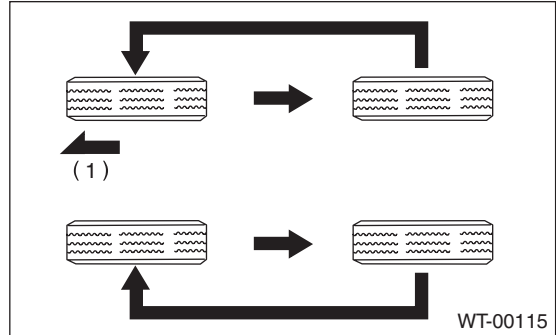
Rotate tires periodically (12,500 km/7,500 miles) as shown in the figure, in order to prevent uneven wear and to prolong life.

- When the direction of tire rotation is not specified



(1) Front

- When the direction of tire rotation is specified



(1) Front