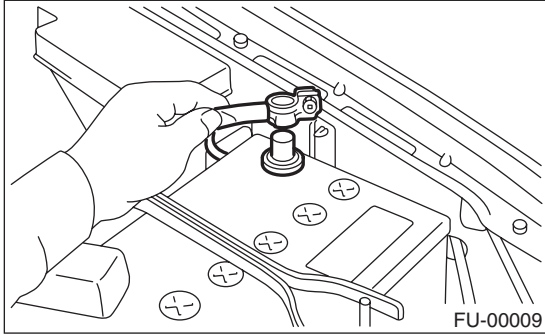


5. Crankshaft Position Sensor


A: REMOVAL

- 1) Disconnect the ground cable from the battery.

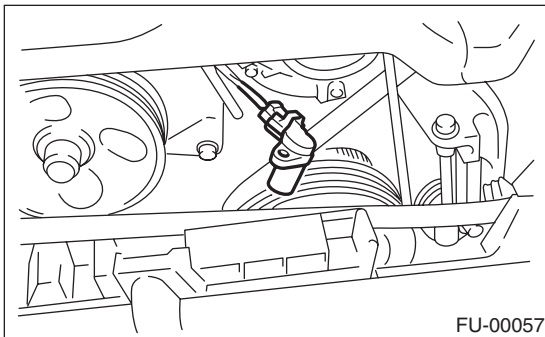


- 2) Remove the generator. <Ref. to SC (H4SO)-14, REMOVAL, Generator.>

- 3) Remove the bolt which installs crankshaft position sensor to cylinder block.



- 4) Remove the crankshaft position sensor, and then disconnect the connector from it.



B: INSTALLATION

Install in the reverse order of removal.

Tightening torque:

T: 6.4 N·m (0.65 kgf-m, 4.7 ft-lb)

