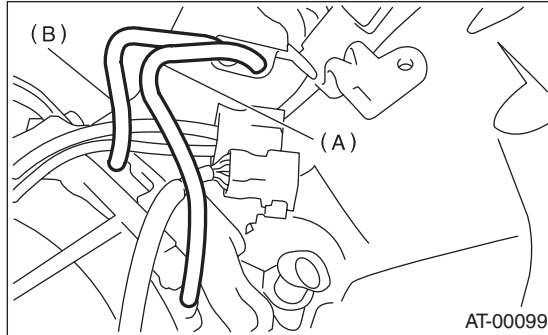


22. Air Breather Hose

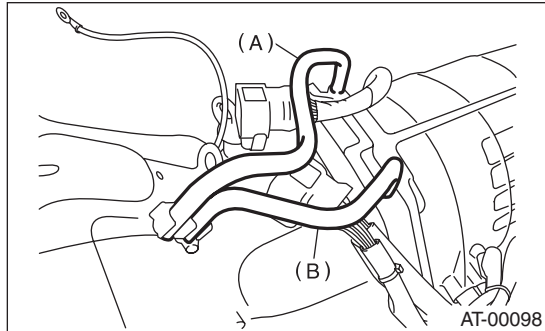
A: REMOVAL

- 1) Remove the air intake chamber. (Non-turbo model)
<Ref. to IN (H4SO)-6, REMOVAL, Air Intake Chamber.>
- 2) Remove the intercooler. (Turbo model)
<Ref. to IN(H4DOTC)-11, REMOVAL, Intercooler.>
- 3) Disconnect the air breather hose.
 - Non-turbo model



- (A) Air breather hose (Transmission case)
- (B) Air breather hose (Oil pump housing)

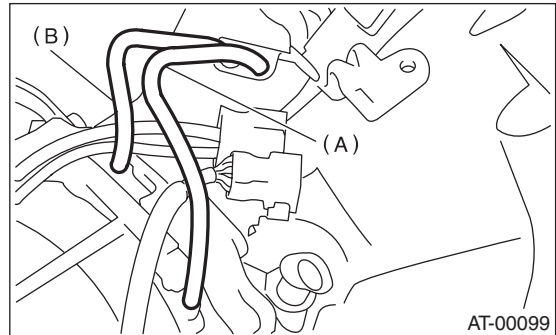
- Turbo model



- (A) Air breather hose (Transmission case)
- (B) Air breather hose (Oil pump housing)

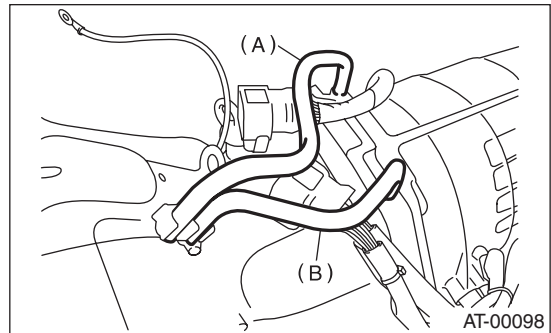
B: INSTALLATION

- 1) Install the air breather hose.
 - Non-turbo model



- (A) Air breather hose (Transmission case)
- (B) Air breather hose (Oil pump housing)

- Turbo model



- (A) Air breather hose (Transmission case)
- (B) Air breather hose (Oil pump housing)

- 2) Install the air intake chamber. (Non-turbo model)
<Ref. to IN (H4SO)-6, INSTALLATION, Air Intake Chamber.>
- 3) Install the intercooler. (Turbo model)
<Ref. to IN(H4DOTC)-11, INSTALLATION, Intercooler.>

C: INSPECTION

Make sure the hose is not cracked or clogged.