

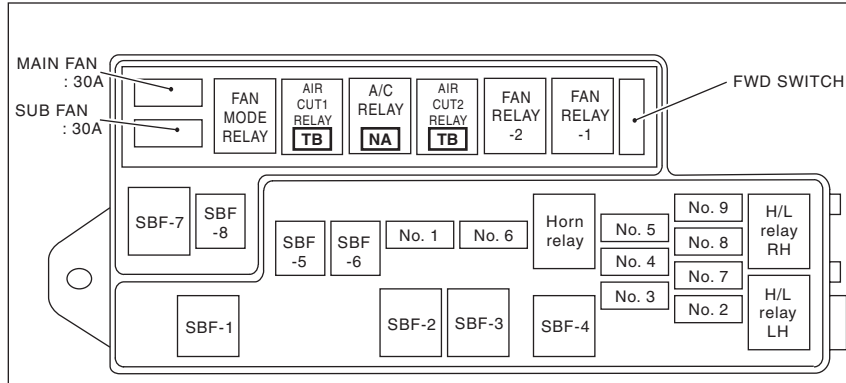
3. Power Supply Circuit

A: WIRING DIAGRAM

P-SUP-01

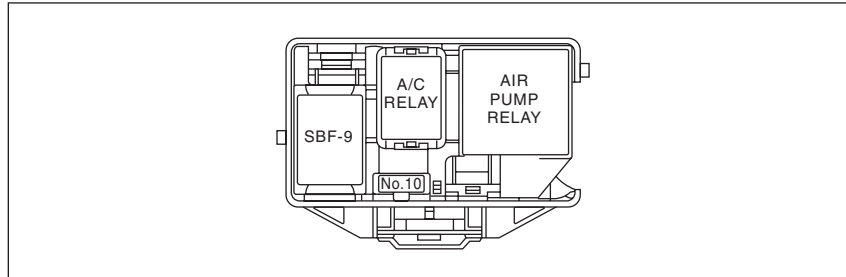
P-SUP-01

MAIN FUSE BOX (M/B)

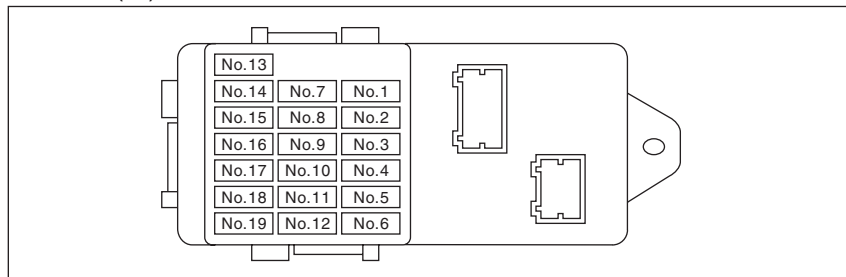


NA : NON-TURBO MODEL
TB : TURBO MODEL

SECONDARY AIR FUSE BOX (TURBO MODEL)

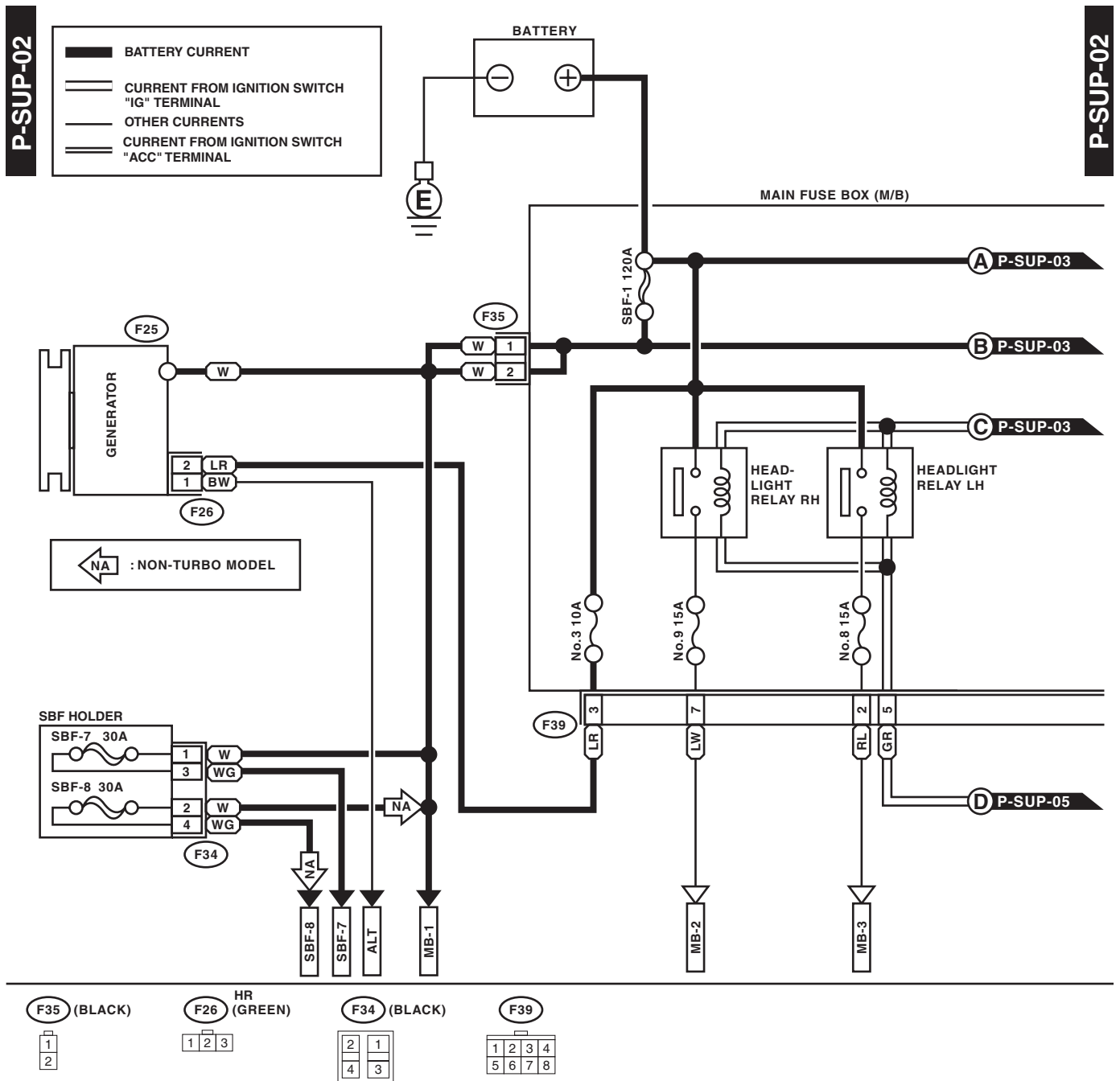


FUSE & BOX (F/B)



Power Supply Circuit

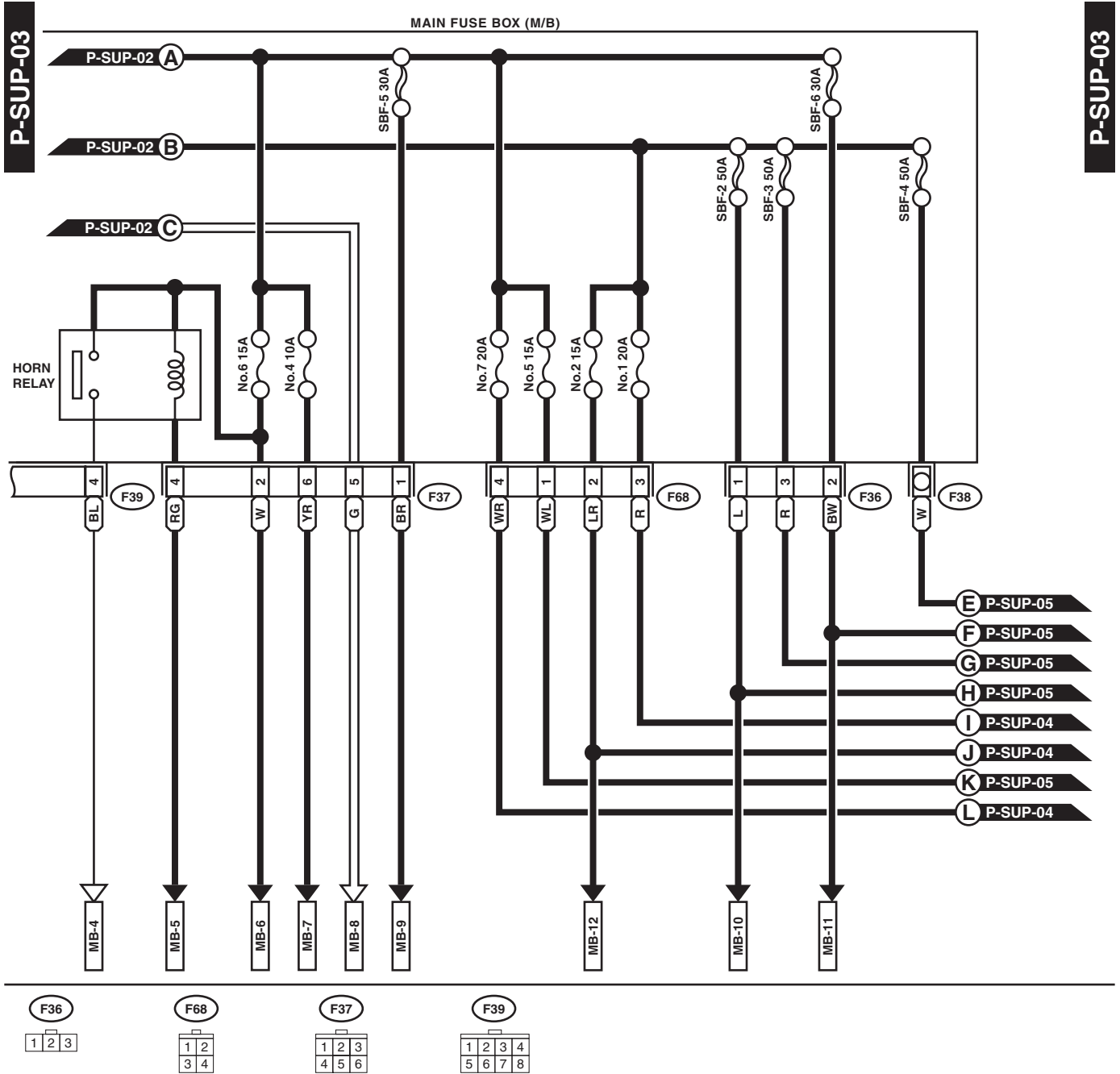
WIRING SYSTEM



WI-14971

Power Supply Circuit

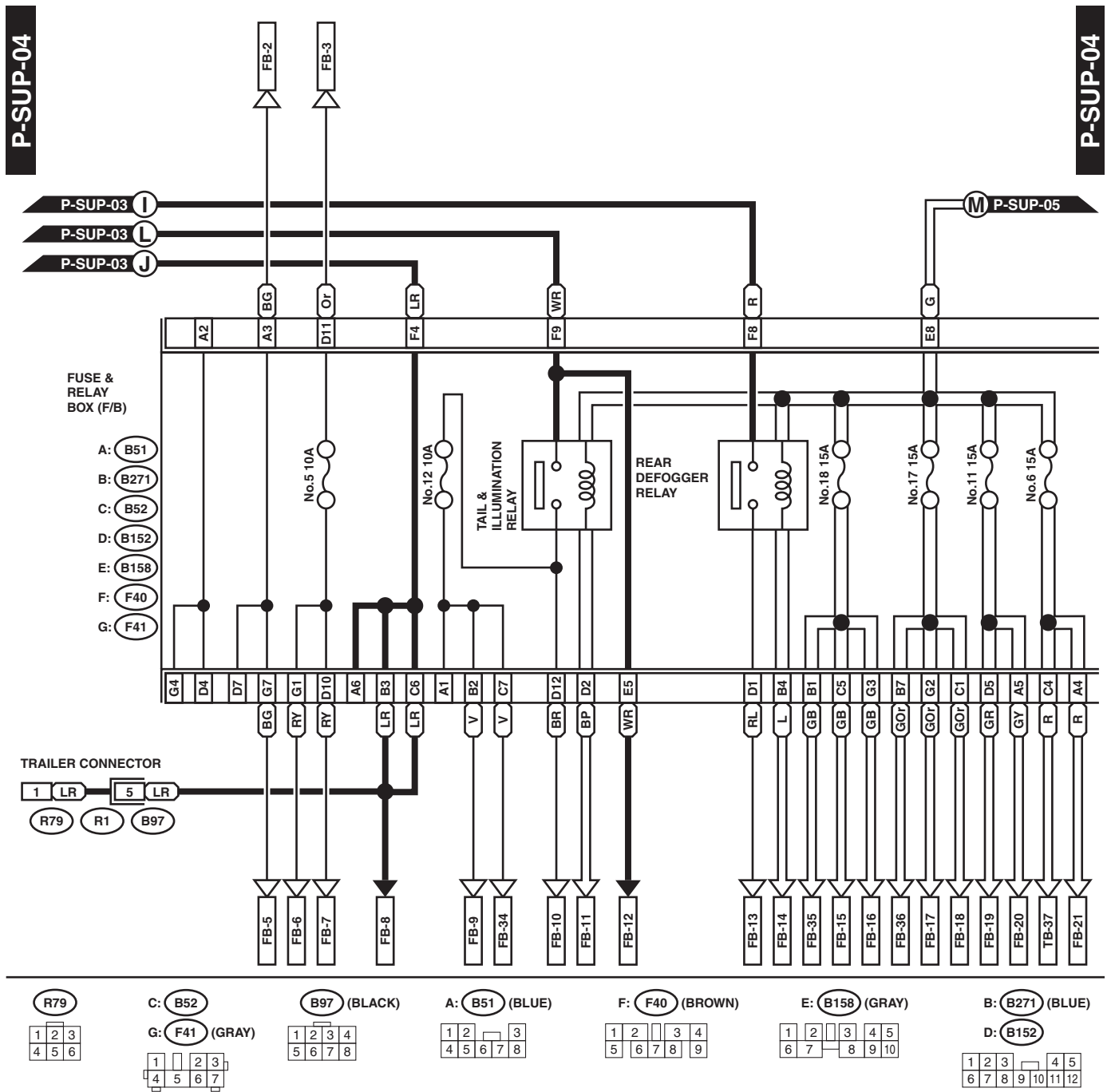
WIRING SYSTEM



WI-12323

Power Supply Circuit

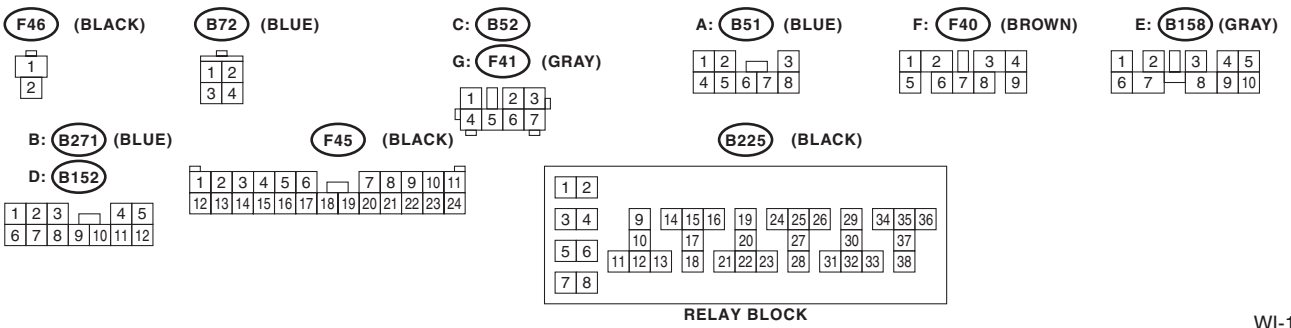
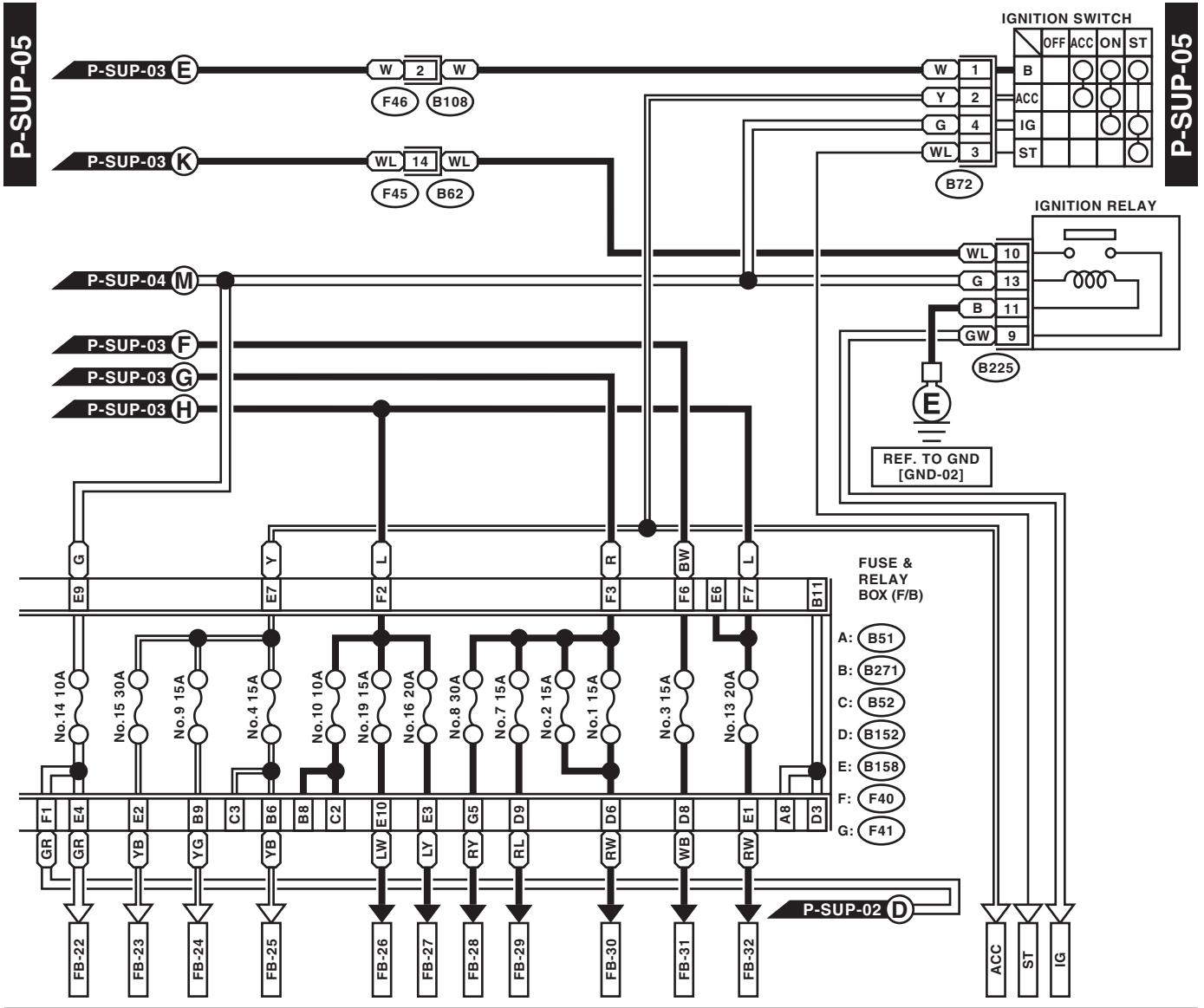
WIRING SYSTEM



WI-15217

Power Supply Circuit

WIRING SYSTEM



RELAY BLOCK

WI-12205

Power Supply Circuit

WIRING SYSTEM

No.	Load
MB-1	Secondary air relay holder (Fuse)
	A/C relay holder (Fuse)
MB-2	Combination meter
	Headlight RH
MB-3	Headlight LH
MB-4	Horn
MB-5	Keyless entry control module
	Horn switch
MB-6	Key warning switch
	Keyless entry control module
	Hazard switch
MB-7	TCM
MB-8	Diode
	Body integrated unit
	HID diode
MB-9	Immobilizer control module
	ECM
	Data link connector
	Fuel pump relay
	Main relay
	Electronic throttle control relay
	A/F & oxygen sensor relay
MB-10	Fuse (Seat heater)
MB-11	Power window circuit breaker
MB-12	Keyless buzzer
	Combination meter
	Immobilizer control module
SBF-7	ABS control module
	VDC control module
SBF-8	A/F & oxygen sensor relay
ALT	Combination meter
ACC	Fuse (Rear wiper)
IG	Hazard switch
	Power window relay
	Data link connector
	Vehicle speed sensor (MT model)
ST	Interrupt relay
FB-2	Keyless entry control module
	Turn signal switch
	Trailer connector
	Hazard switch
	Turn signal light
	Rear turn signal light LH
FB-3	Parking switch
	Daytime running light relay
	HID relay
FB-5	Front turn signal light LH

No.	Load
FB-6	Side marker light LH
	Front clearance light LH
	Front clearance light RH
	Headlight beam leveler LH
	Headlight beam leveler RH
FB-7	Side marker light RH
	Trailer connector
	Headlight beam leveler switch
	License plate light
	Rear combination light LH
Rear combination light RH	
FB-8	Audio
	Auto A/C control module
	Combination meter
	Spot map light
	Room light
	Clock
	Key illumination
Luggage room light	
FB-9	Illumination light
	Combination meter
FB-10	Parking switch
FB-11	ECM
	Lighting switch
FB-12	Parking switch
	Daytime running light relay
FB-13	Rear defogger
	Auto A/C control module
	Manual A/C control module
FB-14	ECM
	Body integrated unit
FB-15	Inhibitor switch (AT model)
	Keyless entry control module
	Clutch switch (MT model)
	Stop light & brake switch
	Back-up light switch (MT model)
	Body integrated unit
	ABS control module
VDC control module	
Impact sensor	
FB-16	Fan relay - 1
FB-17	A/C relay
	Fan mode relay
	Fan relay - 2
FB-18	Wiper deicer switch

Power Supply Circuit

WIRING SYSTEM

No.	Load
FB-19	Immobilizer control module
	Ignition coil No. 1 (Turbo model)
	ECM
	Transmission control module
	Rear wheel speed sensor (AWD)
	Fuel pump relay
	Ignition coil No. 2 (Turbo model)
	Ignition coil No. 3 (Turbo model)
Ignition coil No. 4 (Turbo model)	
FB-20	Airbag control module
FB-21	Airbag control module
FB-22	Combination meter
	High beam relay
	Daytime running light relay
	Clock
FB-23	Combination switch (Wiper)
	Front washer motor
	Front wiper motor
FB-24	Audio
	Compass mirror
	Clock
FB-25	Seat heater relay
	TCM
	Front accessory power supply socket
	Body integrated unit
	Remote control mirror switch
	Rear accessory relay
FB-26	Rear accessory relay
FB-27	Stop light switch
FB-28	ABS control module
	VDC control module
FB-29	Front fog light relay
FB-30	Blower fan relay
FB-31	Keyless entry control module
	Impact sensor
	Body integrated unit
FB-32	Wiper deicer and mirror heater relay
FB-34	Illumination light
	Body integrated unit
	Clock
FB-35	Wiper deicer and mirror heater relay
FB-36	A/C pressure switch
	Blower fan relay
	Auto A/C control module
	Intake actuator
	Manual A/C control module
FB-37	Occupant detection control module