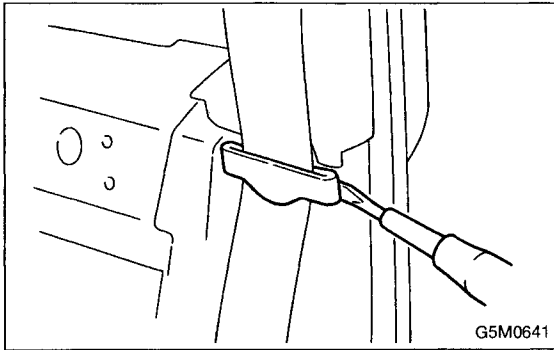


4. Front Seat Belt

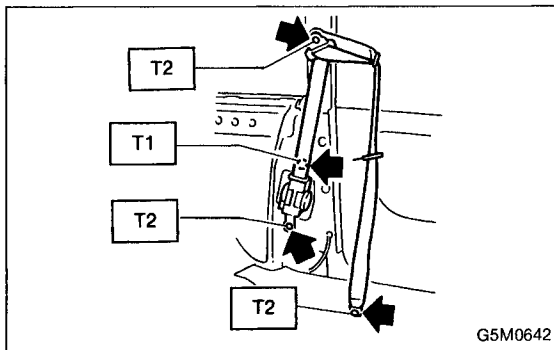
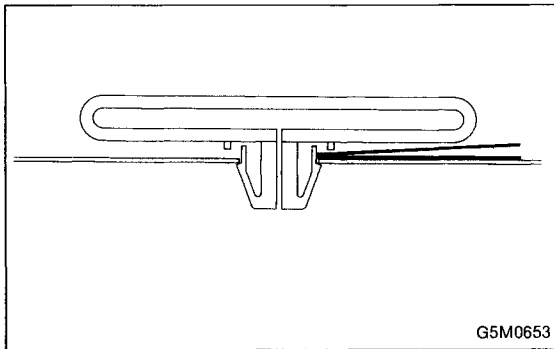
A: REMOVAL

2. OUTER BELT (COUPE MODEL)

- 1) Remove rear seat cushion and back rest.
<Ref. to 5-3 [W2A0].>
- 2) Remove rear quarter trim.



- 3) Remove webbing guide.



- 4) Remove anchor cover cap.
- 5) Remove four bolts and then belt retractor and outer belt.

Tightening torque:

T1: 13 ± 3 N·m (1.3 ± 0.3 kg-m, 9.4 ± 2.2 ft-lb)

T2: 35 ± 13 N·m (3.6 ± 1.3 kg-m, 26 ± 9 ft-lb)