

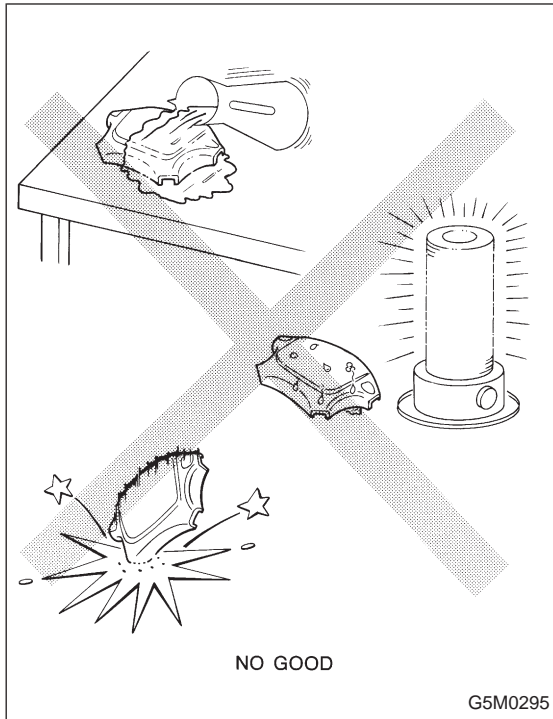
1. Precaution

1. GENERAL CAUTIONS

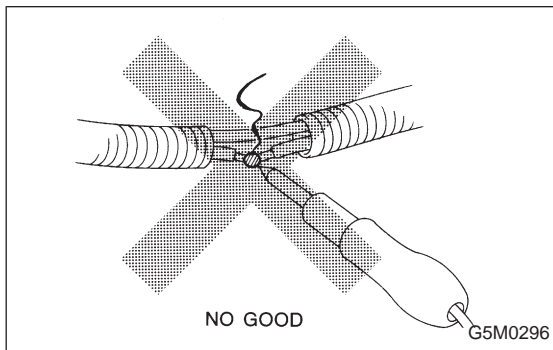
1) If any of the airbag system parts such as sensors, airbag module, control module and harness are damaged or deformed, replace with new genuine parts.

2) When servicing, be sure to turn the ignition switch off, disconnect the negative (-) battery terminal then the positive (+) terminal in advance, and wait for more than 20 seconds before starting.

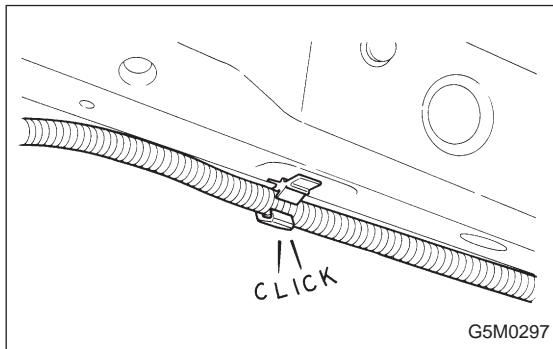
3) When checking the system, be sure to use a digital circuit tester. Use of an analog circuit tester may cause the airbag to activate erroneously. Do not directly apply the tester probe to any connector terminal of the airbag. When checking, use a test harness.



4) Do not drop the airbag modulator parts, subject it to high temperatures over 90°C (194°F), or apply oil, grease, or water to it; otherwise, the internal parts may be damaged and its reliability greatly lowered.

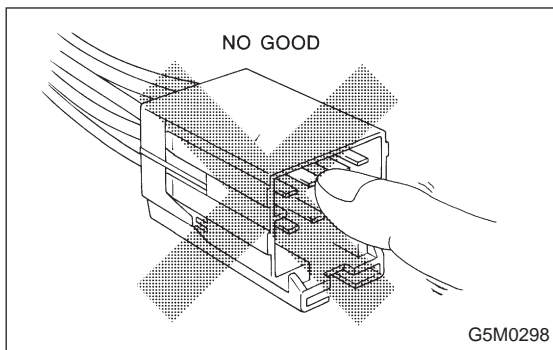


5) If any damage or open is found on the SRS airbag system wire harness, do not attempt to repair using soldering, etc. Be sure to replace the faulty harness with a new genuine part.

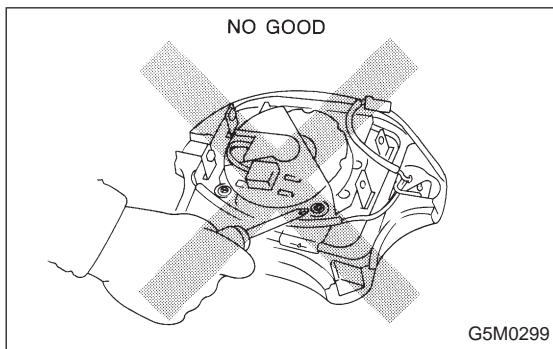


6) Install the wire harness securely with the specified clips so as to avoid interference or jamming with other parts.

7) Before connecting the airbag system to ground, make sure that the grounding terminal is free from paint and contamination.

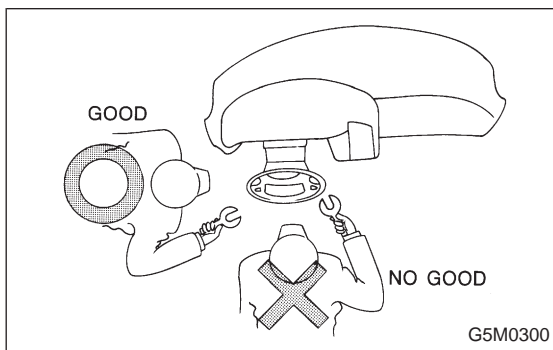


8) Do not allow water or oil to come in contact with the connector terminals. Do not touch the connector terminals.




2. AIRBAG MODULE

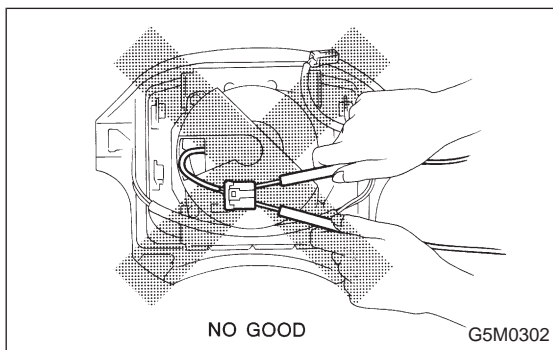
1) The airbag module (driver side and passenger side) must not be disassembled. The airbag module cannot be used again once inflated.



2) When removing and installing the airbag module (driver side and passenger side), the operator should stand, as much as possible, on the side of the airbag module.



3) After removal, the airbag module (driver side and passenger side) should be kept away from heat and light sources, and stored on a clean, flat surface to prevent from any damage to its lower structure.



4) Do not check airbag module (driver side and passenger side) continuity with airbag removed from the vehicle body.

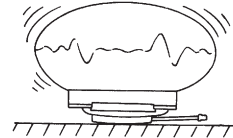
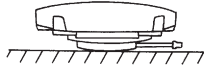
5) Replace airbag module (driver side and passenger side) with a new one, should any of the following conditions develop.

- Pad surface is scratched or cracked.
- Connector harness is damaged.
- Inflator side structure of module is cracked or deformed.
- Module is excessively stained with water, oil, etc.
- Module was accidentally dropped.

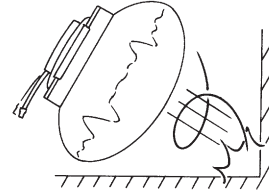
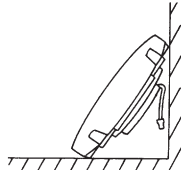
6) When storing a removed airbag module (driver side and passenger side), be sure to place it in parallel with floor with the pad facing up. Do not place it against a wall, or place anything on the pad; otherwise, a dangerous condition may be created if the module malfunctions.

Driver side

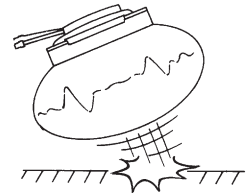
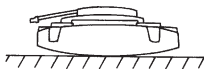
GOOD



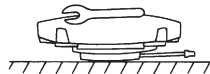
NO GOOD



NO GOOD


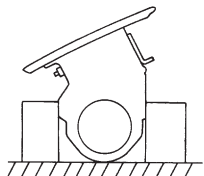


NO GOOD

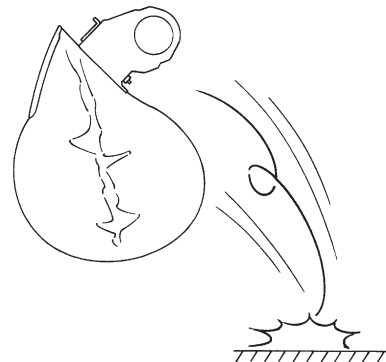



Passenger side

GOOD



NO GOOD



NO GOOD

