

Brought to you by Eris Studios
NOT FOR RESALE

SEATS

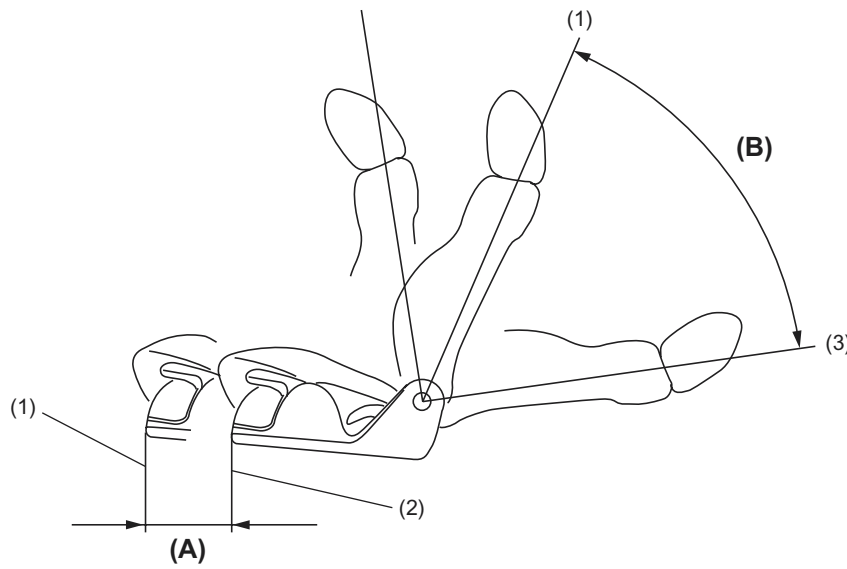
FRONT SEAT

SEAT

1. Front Seat

A: ADJUSTMENT

- The height of each headrest is adjustable to any of the 3 positions available.
- The angle of each backrest is adjustable to any of the 40 positions available at 2° steps.
- The front seat can be slid back and forth to one of the 16 positions available at 13.5 mm (0.53 in) steps.



SE-00237

- (1) 1st position
- (2) 17th position
- (3) 41st position

- (A) 16 × 13.5 mm (0.53 in)
- (B) 40 × 2°

SE-2

FRONT SEAT

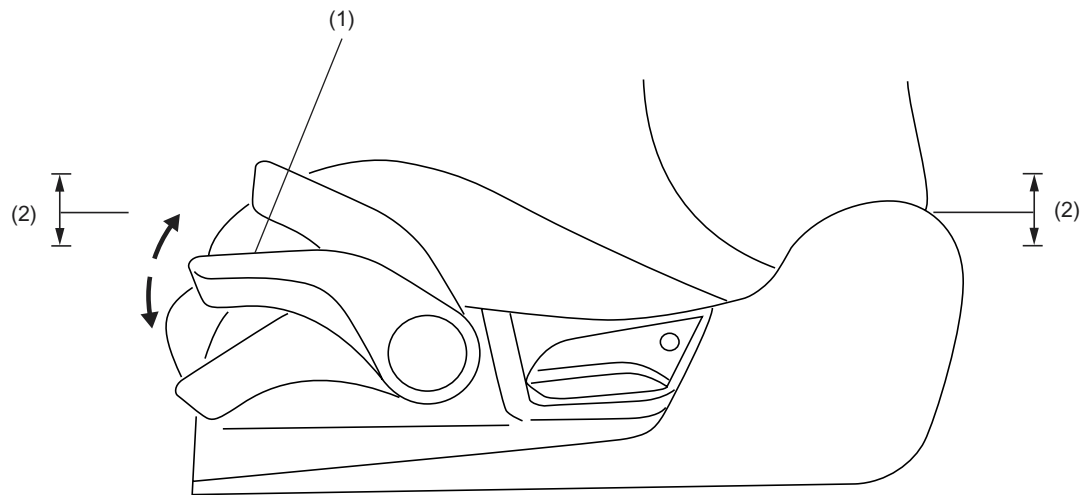
SEAT

B: HEIGHT ADJUSTER

The driver's seat is provided with a height adjuster. This adjuster allows adjusting the seat height within a range of 42 mm (1.65 in).

Both the seat cushion and backrest rises every time the lifter lever is pulled up; they lowers every time the lever is pushed down.

The lever is enlarged for easier operation.



SE-00325

(1) Lifter lever

(2) 42 mm (1.65 in)

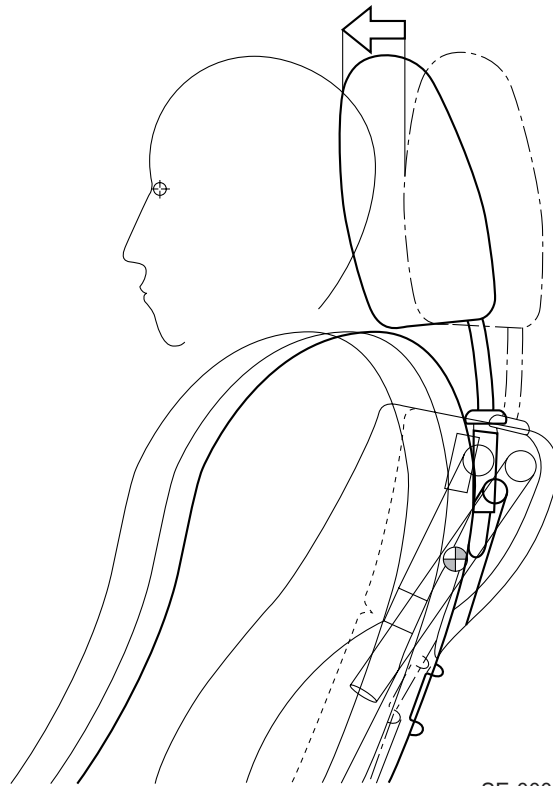
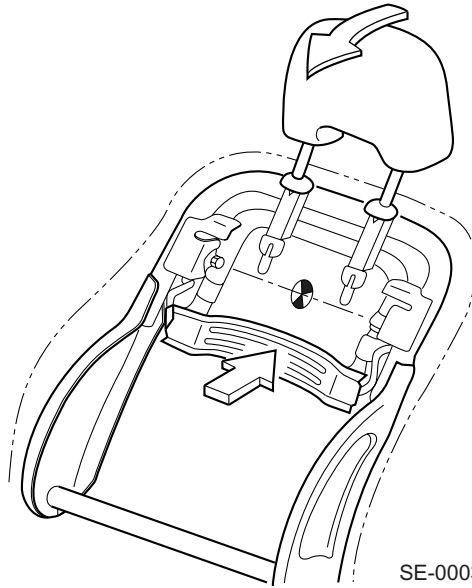
SE-3

FRONT SEAT

SEAT

C: ACTIVE HEAD REST

In case of rear-end collision, the head rest moves forward to immediately support the passenger's head to reduce the possibility of injury to the neck.



- 1) In case of rear-end collision, the passenger's body will move rearward by the impact.
- 2) When the body moves rearward, the thrust receiving plate inside the seat is pressed in.
- 3) When the thrust receiving plate is pressed in, the head rest moves forward due to a levering action.

SE-4

REAR SEAT

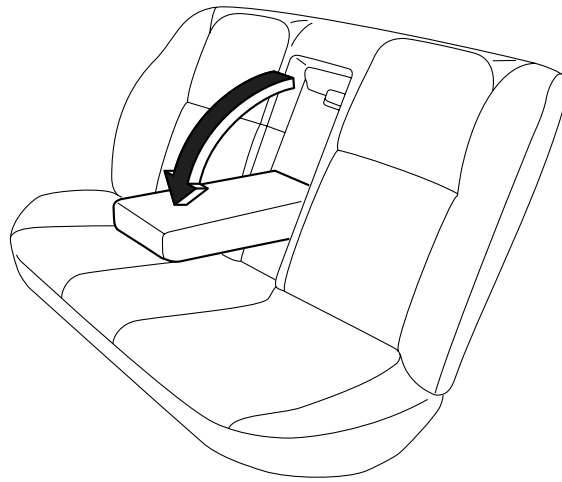
SEAT

2. Rear Seat

A: OPERATION

1. SEDAN MODELS

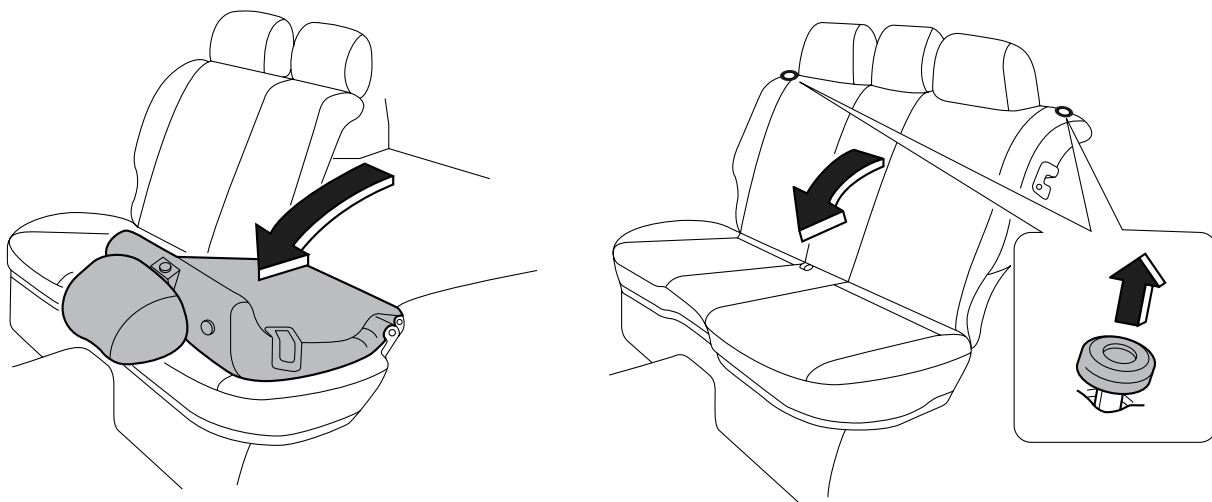
A trunk-through hatch is provided behind the seatback. It is accessed by folding down the central portion of the seatback which also serves as an armrest in its down position.



SE-00239

2. WAGON MODELS

Unlock the seatback by pulling the release knob and then fold the seatback down.



SE-00240

SE-5

REAR SEAT

SEAT

MEMO

Brought to you by Eris Studios
NOT FOR REPRODUCTION

SE-6