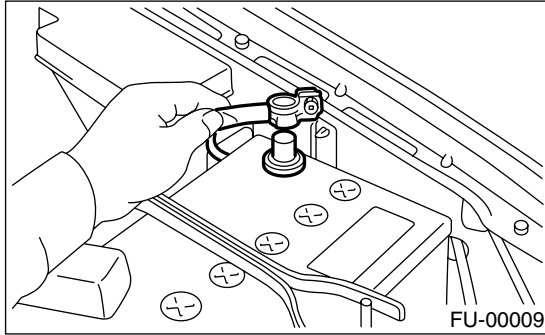


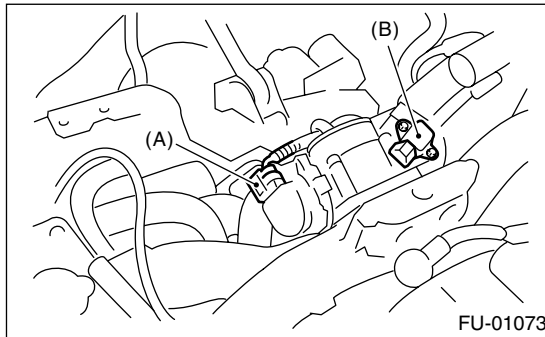
2. Throttle Body

A: REMOVAL

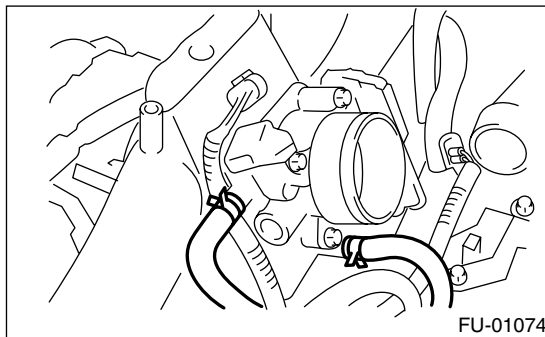
- 1) Disconnect the ground cable from battery.



- 2) Remove the intercooler. <Ref. to IN(STi)-11, REMOVAL, Intercooler.>
- 3) Disconnect the connector from the throttle position sensor (A) and manifold absolute pressure sensor (B).



- 4) Disconnect the engine coolant hoses from the throttle body.



- 5) Remove the bolts which secure the throttle body to intake manifold.

B: INSTALLATION

Install in the reverse order of removal.

NOTE:

Always use a new gasket.

Tightening torque:

8 N·m (0.8 kgf-m, 5.8 ft-lb)

