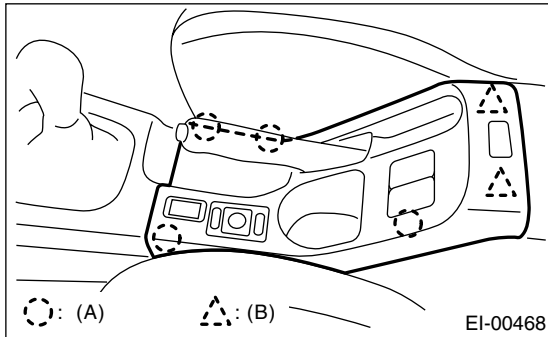


18. Console Box

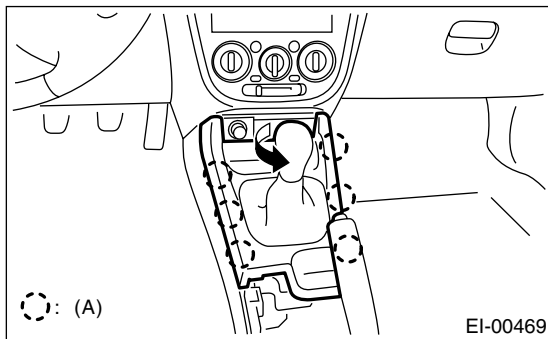
A: REMOVAL

- 1) Disconnect the ground cable from battery.
- 2) Remove the console cover.



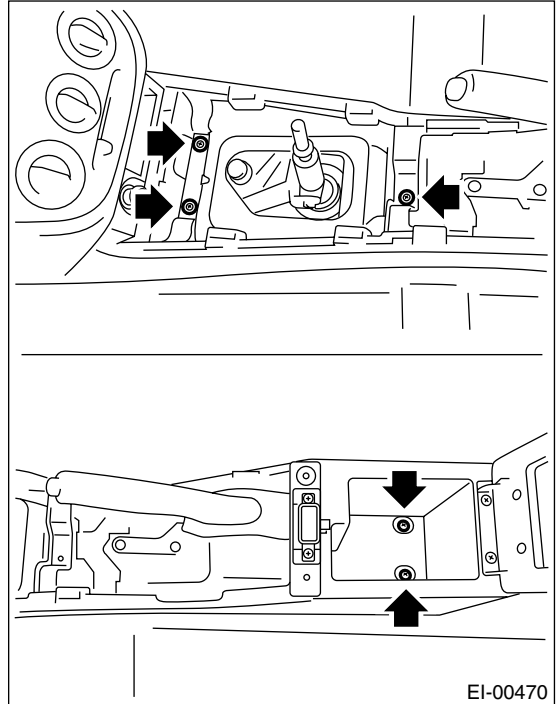
- (A) Hook pawl
- (B) Clip

- 3) Remove the shift knob (MT model) and front cover.



- (A) Hook pawl

- 4) Loosen the screws to remove the console box.



B: INSTALLATION

Install in the reverse order of removal.