

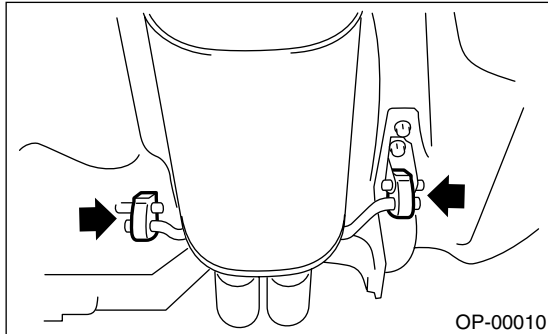
4. Trailer Hitch

A: REMOVAL

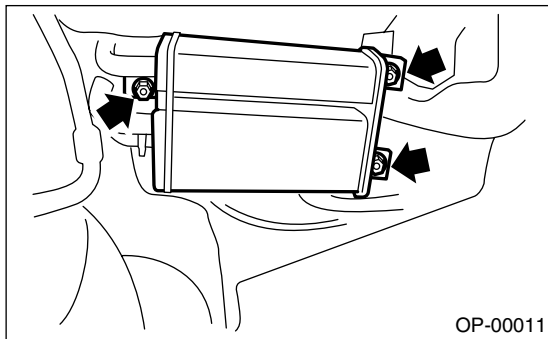
CAUTION:

Because the trailer hitch is heavy, two people are required to remove it.

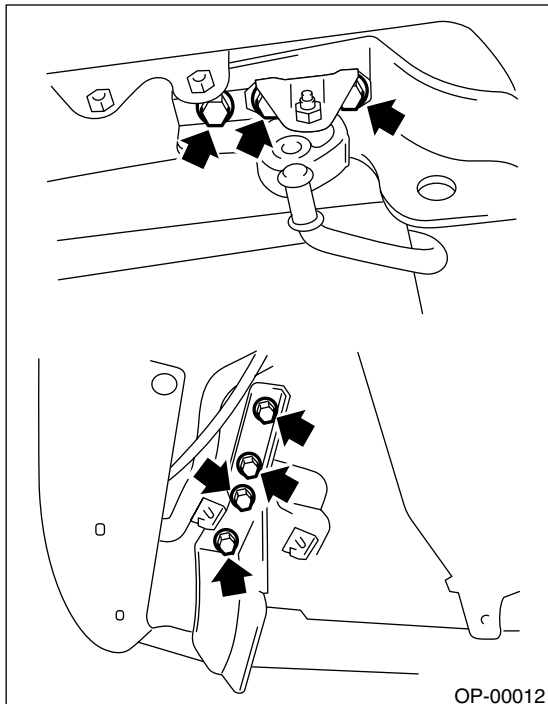
- 1) Lift-up the vehicle.
- 2) Remove the cushion rubber from body.



- 3) Remove the three nuts and canister.



- 4) Remove the trailer hitch installation bolts.



- 5) Remove the trailer hitch while lowering exhaust pipe.

B: INSTALLATION

CAUTION:

Because the trailer hitch is heavy, two people are required to install it.

Install in the reverse order of removal.

Tightening torque:

Trailer hitch to body:

95 N·m (9.7 kgf-m, 70 ft-lb)

Canister:

23 N·m (2.3 kgf-m, 17 ft-lb)