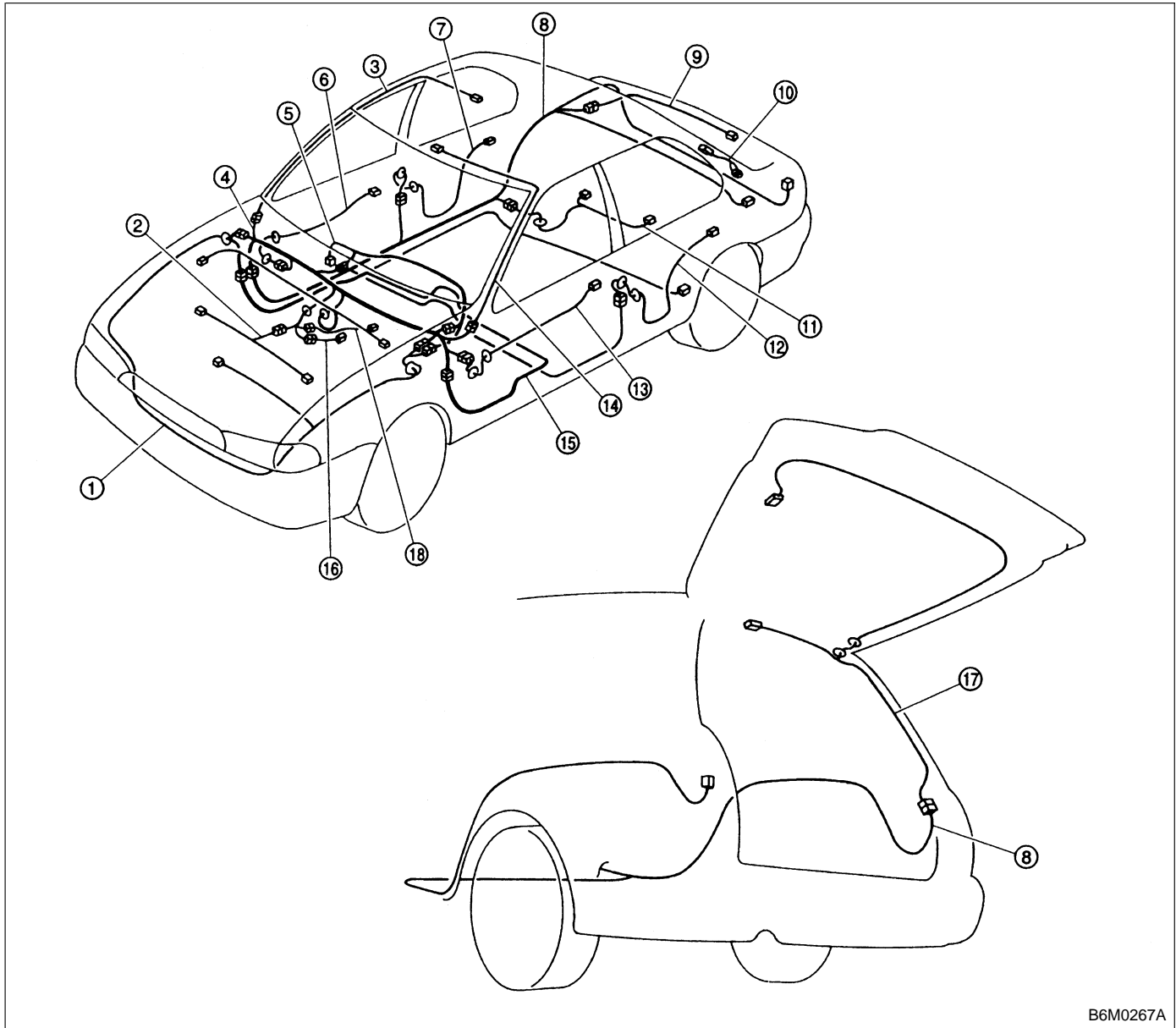


8. Electrical Wiring Harness and Ground Point



B6M0267A

- | | |
|-----------------------------------|-------------------------------------|
| ① Front wiring harness | ⑩ Rear defogger ground cord (Sedan) |
| ② Engine wiring harness | ⑪ Fuel tank cord |
| ③ Room light cord | ⑫ Rear door cord LH |
| ④ Bulkhead wiring harness | ⑬ Front door cord LH |
| ⑤ Instrument panel wiring harness | ⑭ Sunroof cord |
| ⑥ Front door cord RH | ⑮ Floor wiring harness |
| ⑦ Rear door cord RH | ⑯ Transmission cord |
| ⑧ Rear wiring harness | ⑰ Rear gate cord (Wagon) |
| ⑨ Trunk lid cord (Sedan) | ⑱ Rear oxygen sensor cord |

● LHD model

Connector				Connecting to	
No.	Pole	Color	Area	No.	Name
F1	20	Blue	B-2	P1	Floor wiring harness (With A.B.S. and T.C.S. model)
F2	3	*	B-2	B100	Bulkhead wiring harness (With A.B.S. and T.C.S. model)
F3	3	Brown	B-1		Front turn signal and side marker light RH
F4	2	Black	B-1		Front clearance light RH
F5	1	Black	B-1		Horn
F6	2	*	C-1		Front fog light RH
F7	3	Black	B-1		Headlight RH
F8	2	Gray	B-1		Hydraulic unit (A.B.S.)
F9	12	Black	B-1		
F10	4	*	B-2		T.C.S. motor relay
F11	6	*	B-2		T.C.S. valve relay
F12	2	Black	B-2		T.C.S. pressure switch
F13	2	Black	B-2		T.C.S. motor
F14	2	Gray	B-2		Hydraulic unit (T.C.S.)
F15	12	Gray	B-2		
F16	3	Black	C-1		Sub fan motor
F17	3	Black	C-2		Radiator main fan motor
F18	2	Gray	C-3		Front hood switch (Security)
F19	3	Brown	C-3		Front turn signal and side marker light LH
F21	2	*	C-2		Front fog light LH
F22	2	Black	C-3		Front clearance light LH
F23	3	Black	C-2		Headlight LH
F24	1	Black	B-2		A/C compressor
F25	1 x 2	*	B-2		Generator
F26	2	Gray	B-2		
F27	4	Black	B-3		A/C fuse (Relay holder)
F28	4	Black	B-3		A/C main fan relay-1 (Relay holder)
F29	4	Black	B-3		A/C sub fan relay-2 (Relay holder)
F30	4	Black	B-3		A/C main fan relay-2 (Relay holder)
F31	4	Black	B-3		A/C relay (Relay holder)
F32	2	Green	B-2		Front washer motor
F33	2	*	B-3		Rear washer motor
F34	4	Black	B-3		SBF holder
F35	8	Black	B-3		
F36	3	*	B-3		
F37	2	Black	B-3		
F38	2	Black	B-3		
F39	1	Brown	B-3		M/B
F40	10	Gray	B-4		
F41	3	Gray	B-4		
F42	5	Gray	B-4		F/B
F43	3	Orange	B-4		
F44	8	*	B-3	B61	Bulkhead wiring harness
F45	20	*	B-3	B62	
F46	2	Black	B-4	B108	Bulkhead wiring harness (Outback)

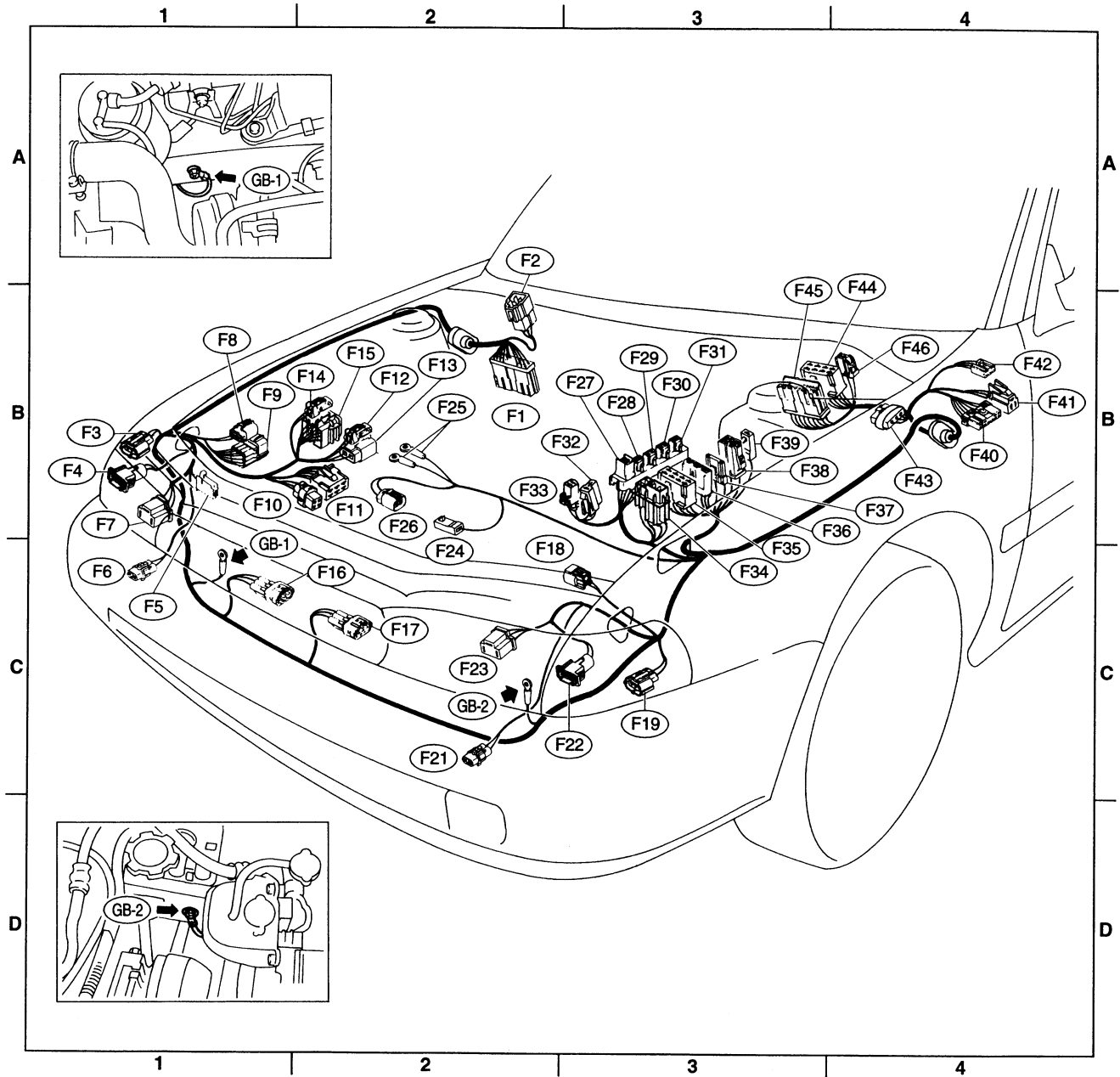
*: Non-colored

● RHD model

Connector				Connecting to	
No.	Pole	Color	Area	No.	Name
F3	3	Brown	B-1		Front turn signal and side marker light RH
F5	1	Black	B-1		Horn
F7	3	Black	B-1		Headlight RH
F16	3	Black	C-1		Sub fan motor
F17	3	Black	C-2		Radiator main fan motor
F19	3	Brown	C-3		Front turn signal and side marker light LH
F20	1	Black	C-2		Horn
F23	3	Black	C-2		Headlight LH
F24	1	Black	B-2		A/C compressor
F25	1 x 2	*	B-2		Generator
F26	2	Gray	B-2		
F27	4	Black	B-3		A/C fuse (Relay holder)
F28	4	Black	B-3		A/C main fan relay-1 (Relay holder)
F29	4	Black	B-3		A/C sub fan relay-2 (Relay holder)
F30	4	Black	B-3		A/C main fan relay-2 (Relay holder)
F31	4	Black	B-3		A/C relay (Relay holder)
F35	8	Black	B-3		M/B
F38	2	Black	B-3		
F40	10	Gray	B-2		F/B
F42	5	Gray	B-2		
F43	3	Orange	B-2		A/C diode
F44	8	*	B-2	B61	Bulkhead wiring harness
F45	20	*	B-2	B62	
F47	2	Gray	C-2		A/C pressure switch
F48	2	Blue	B-2		Thermal protector

*: Non-colored

1. FRONT WIRING HARNESS AND GROUND POINT (LHD MODEL)

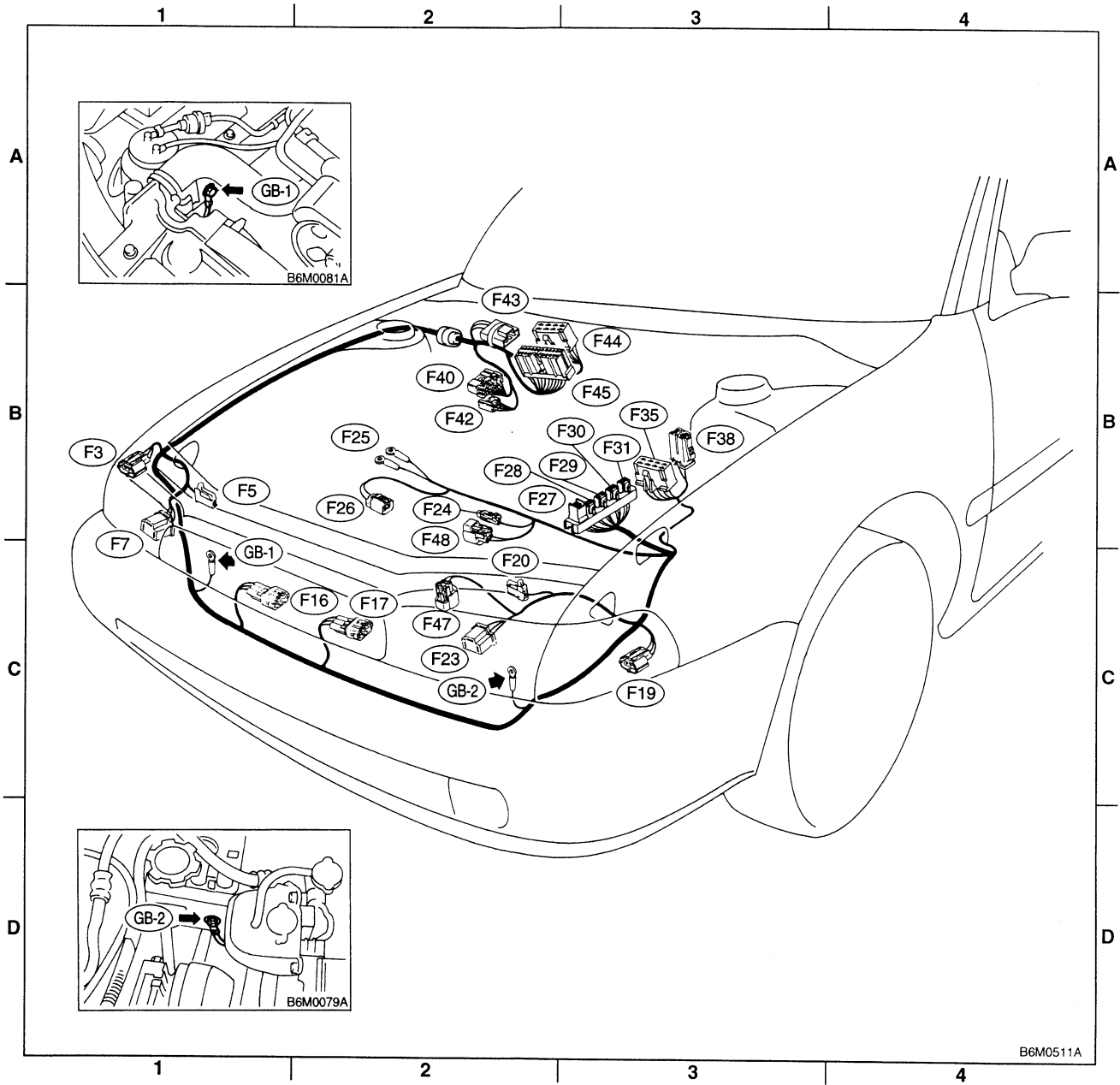


B6M0254A

Connector				Connecting to	
No.	Pole	Color	Area	No.	Name
B1	2	*	B-2		Pressure source switching solenoid (AT)
B2	3	Black	B-2		Pressure sensor (AT)
B3	5	Gray	B-2		Mass air flow sensor
B4	2	Gray	B-2		AT dropping resistor
B5	2	Gray	B-2		Resistor (Daytime running light)
B6	2	Gray	B-2		A.B.S. front sensor RH
B7	4	Gray	B-2		Cruise control pump
B8	6	*	A-2		Front wiper motor
B9	2	Black	A-2		FWD switch (AT)
B10	2	Brown	B-2		A/C pressure switch
B11	16	Gray	B-3	T4	Transmission (AT)
B12	12	Gray	B-2	T3	
B13	6	Gray	B-3		Ignitor
B14	1	Black	B-3		Starter (Magnet)
B15	2	Gray	B-3		A.B.S. front sensor LH
B16	2	Gray	B-3		Brake fluid level switch
B17	2	Black	B-2		Vehicle speed sensor
B18	4	*	B-2		Front oxygen sensor
B19	4	Gray	B-2	T5	Rear oxygen sensor cord
B20	6	Light gray	B-2	E1	Engine wiring harness
B21	12	Light gray	B-2	E2	
B22	16	Light gray	B-2	E3	
B23	2	Black	B-2		A.B.S. G sensor (MT)
B24	2	Gray	B-2	T1	Back-up light switch (MT)
B25	2	Brown	B-2	T2	Neutral position switch (MT)

*: Non-colored

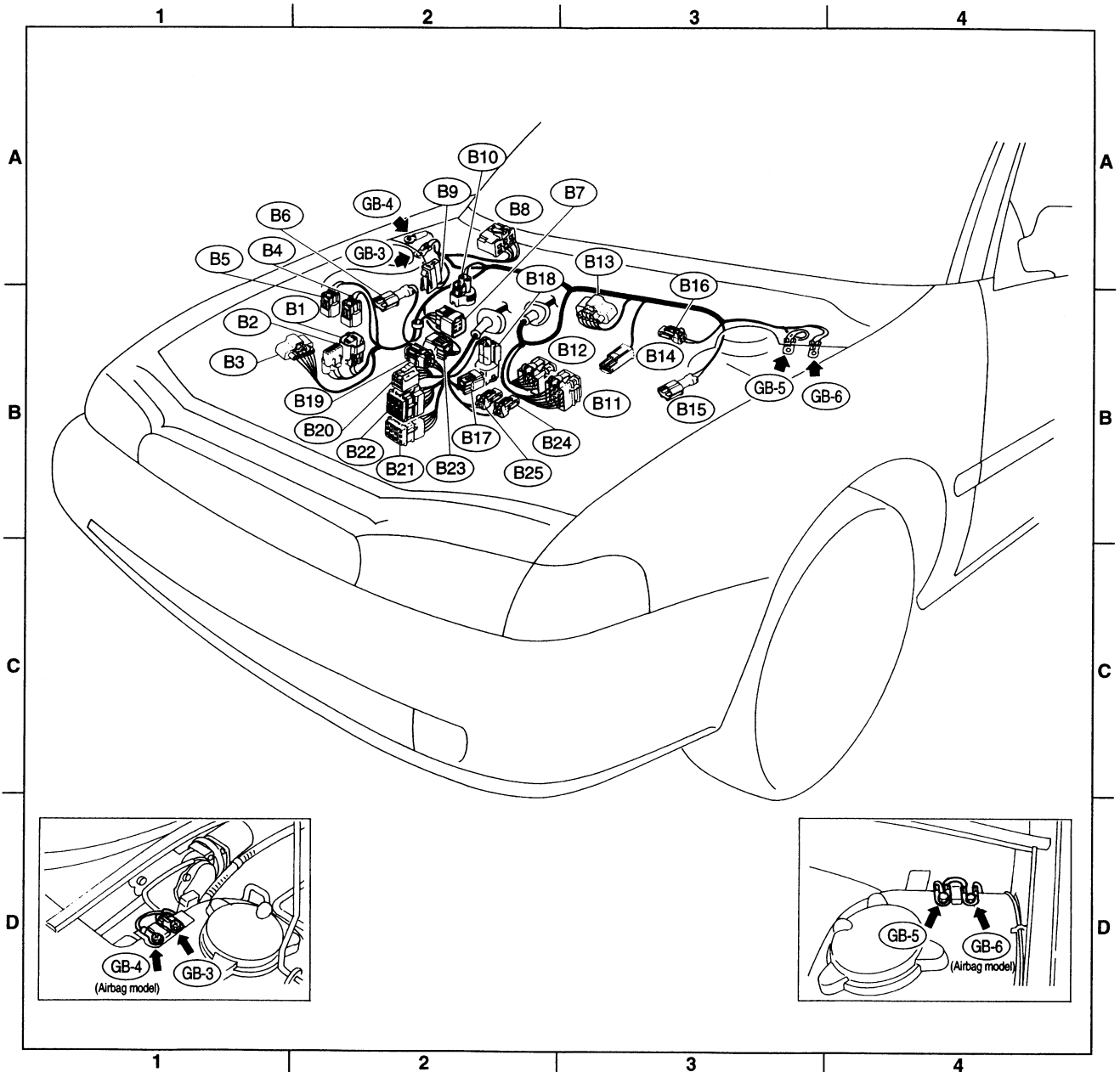
2. FRONT WIRING HARNESS AND GROUND POINT (RHD MODEL)



Connector				Connecting to	
No.	Pole	Color	Area	No.	Name
B1	2	Brown	B-2		Pressure sources switching solenoid
B2	3	Black	B-2		Pressure sensor
B3	5	Gray	B-2		Mass air flow sensor
B4	2	Gray	B-2		AT dropping resistor
B7	4	Gray	B-3		Cruise control pump
B8	6	*	B-3		Front wiper motor
B9	2	Black	A-2		FWD switch
B11	16	Gray	B-3	T4	Transmission
B12	12	Gray	B-2	T3	
B13	6	Gray	B-3		Ignitor
B14	1	Black	B-3		Starter (Magnet)
B16	2	Gray	B-2		Brake fluid level switch
B17	2	Black	B-3		Vehicle speed sensor
B18	4	*	B-2		Front oxygen sensor
B19	4	Gray	B-2	T5	Rear oxygen sensor cord
B20	6	Light gray	B-2	E1	Engine wiring harness
B21	12	Light gray	B-2	E2	
B22	16	Light gray	B-2	E3	
B26	2	Black	B-3		M/B
B27	3	*	B-3		
B28	1	Brown	B-3		
B29	2	*	B-2		Rear washer motor
B110	2	Green	B-3		Front washer motor

*: Non-colored

3. BULKHEAD WIRING HARNESS AND GROUND POINT (IN ENGINE ROOM) (LHD MODEL)



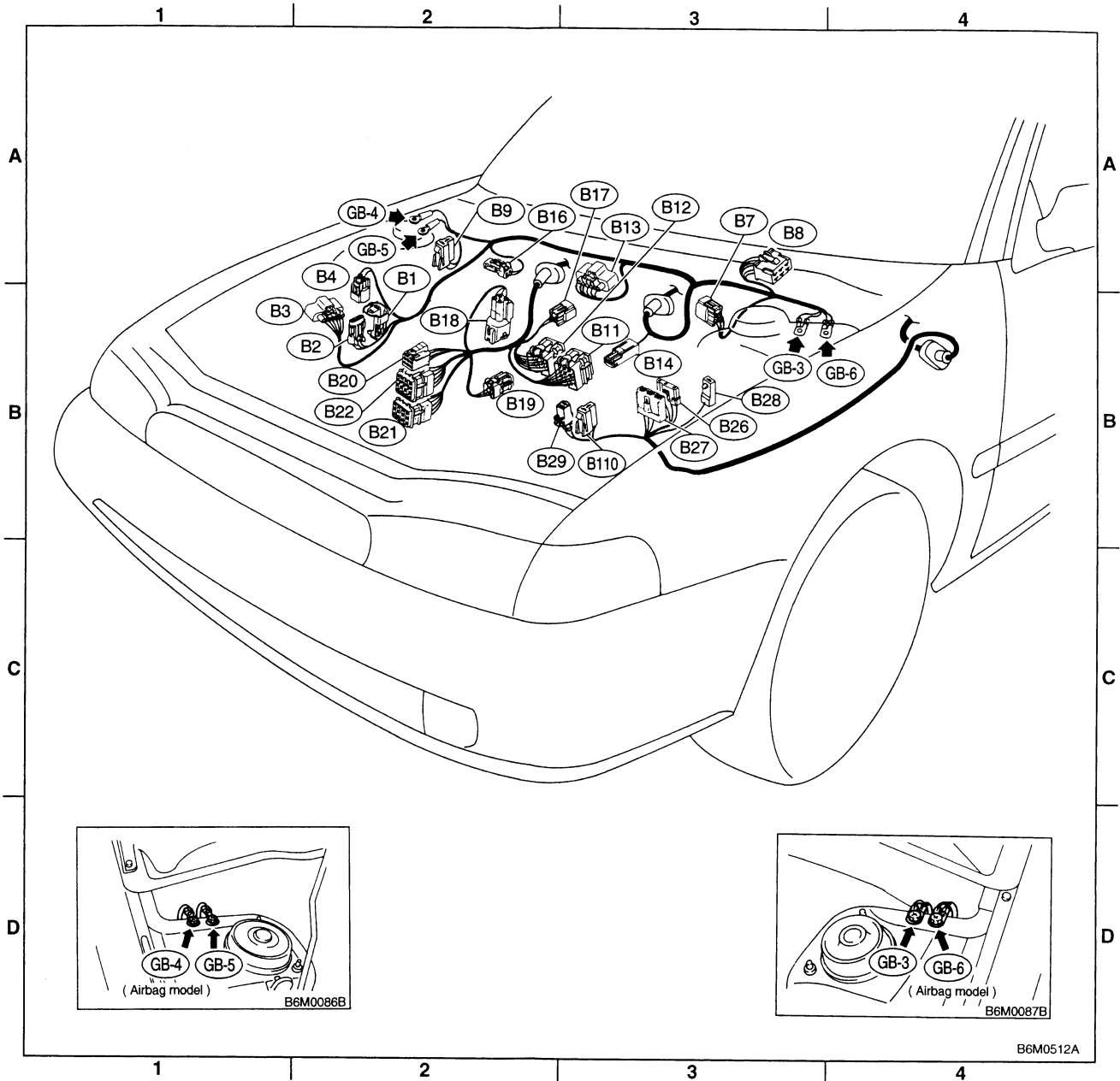
B6M0256A

Connector				Connecting to	
No.	Pole	Color	Area	No.	Name
E1	6	*	A-3	B20	Bulkhead wiring harness
E2	12	Gray	A-3	B21	
E3	16	Gray	A-3	B22	
E4	2	Blue	A-2		Purge control solenoid valve
E5	2	Light gray	A-2		Injector #1
E6	2	Dark gray	A-3		Injector #3
E7	3	Gray	A-3		Idle air control solenoid valve
E8	2	Brown	B-3		Engine coolant temperature sensor
E9	1	*	B-3		Thermometer
E10	2	Gray	B-3		Crankshaft position sensor
E11	1	*	B-3		Oil pressure switch
E12	3	Gray	A-3		Ignition coil
E13	3	Brown	A-3		Throttle position sensor
E14	1	Gray	B-3		Knock sensor
E15	2	Dark gray	B-4		Camshaft position sensor
E16	2	Light gray	B-4		Injector #2
E17	2	Dark gray	B-4		Injector #4
E18	2	Brown	B-3		EGR solenoid (AT)

*: Non-colored

Connector				Connecting to	
No.	Pole	Color	Area	No.	Name
T1	2	Gray	C-1	B24	Bulkhead wiring harness (MT)
T2	2	Brown	C-1	B25	
T3	12	Gray	D-3	B12	Bulkhead wiring harness (AT)
T4	16	Gray	D-3	B11	
T5	4	Gray	C-1/C-3	B19	Bulkhead wiring harness
T6	4	Gray	D-2/D-4		Rear oxygen sensor

4. BULKHEAD WIRING HARNESS AND GROUND POINT (IN ENGINE ROOM) (RHD MODEL)



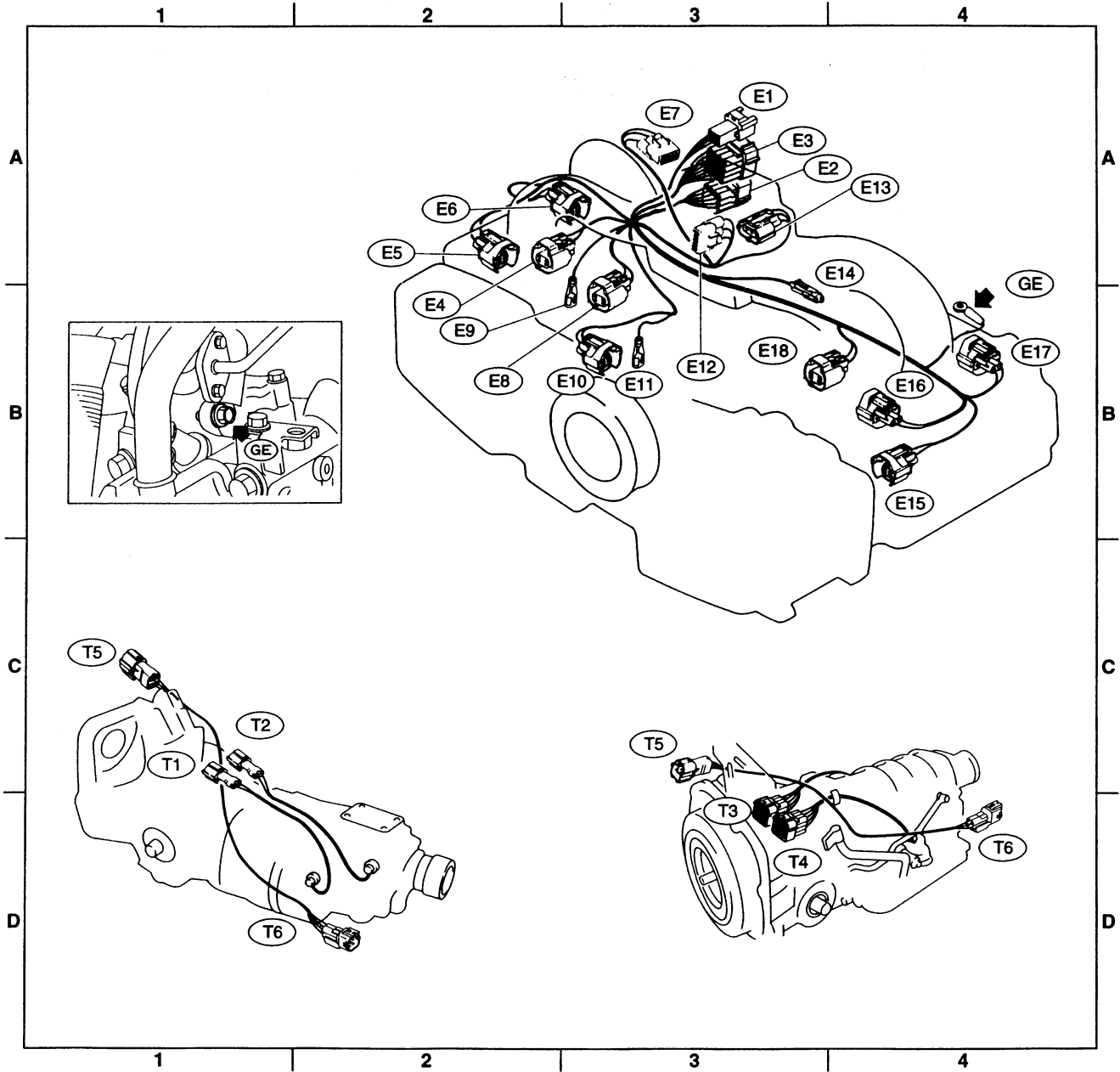
8. Electrical Wiring Harness and Ground Point

Connector				Connecting to	
No.	Pole	Color	Area	No.	Name
B30	24	*	C-4	D1	Front door cord RH
B31	7	Yellow	C-4	AB1	SRS (Airbag) harness
B32	3	Black	C-4		Turn & hazard module
B36	22	Black	C-3	i1	Instrument panel wiring harness
B37	22	*	C-3	i2	
B38	22	Brown	C-3	i3	
B39	20	Blue	C-3	i4	
B40	16	Gray	C-3		OBD-II service connector
B41	2	*	C-3		Power window circuit breaker
B42	4	*	C-3		Power window relay
B43	6	Black	C-3		Illumination control module
B44	8	*	C-3		Seat belt timer
B46	4	Green	B-4		Fuel pump relay
B47	6	Brown	B-4		Main relay
B49	3	Black	B-4		Horn relay
B50	4	*	B-4		Blower relay
B51	11	Gray	C-4		F/B
B52	12	Gray	C-4		
B53	4	*	B-3		Shield joint connector (AT)
B54	12	Black	B-3		Transmission control module
B55	16	Black	B-3		
B56	20	Black	B-3		
B57	12	Black	B-3		Shift-lock control module
B61	8	*	B-4	F44	Front wiring harness
B62	20	*	B-4	F45	
B64	2	Black	B-3		Stop light switch
B65	4	Black	B-3		Stop & brake switch (With cruise control)
B68	5	Black	B-3		Cruise control sub switch

Connector				Connecting to	
No.	Pole	Color	Area	No.	Name
B69	11	Black	C-3		Combination switch
B70	9	*	C-3		
B71	8	*	B-3		
B72	6	Black	C-3		Ignition switch
B73	2	Black	B-3		Key lock solenoid
B74	2	Black	B-3		Key warning switch
B75	2	Green	B-2	B76	Test mode connector
B76	2	Green	B-2	B75	
B77	7	*	B-2		Mode actuator
B78	9	Yellow	B-2		Data link connector
B79	14	Gray	C-2		Check connector
B80	4	Blue	B-2	i20	Instrument panel wiring harness
B81	1 x 2	*	B-2		Diagnosis terminal (Ground)
B82	6	Black	B-2		Diagnosis connector
B83	4	*	C-1		Shield joint connector (E/G)
B84	96	Dark gray	C-2		Engine control module
B85	4	Brown	B-3		Diode (Lighting)
B86	4	Black	B-1		Blower motor resistor
B87	2	Black	B-1		Blower motor
B88	3	Black	B-1		Evaporator thermoswitch
B90	2	Green	B-4	R50	Room light cord
B91	5	*	B-1		FRESH/RECIRC actuator
B92	8	*	B-1		Door lock timer
B94	20	Black	B-1		Cruise control module
B97	56	*	B-4	R1	Rear wiring harness (S.M.J.)
B101	24	*	B-1	D11	Front door cord LH
B111	3	Gray	C-4		F/B

*: Non-colored

5. ENGINE WIRING HARNESS, TRANSMISSION CORD AND GROUND POINT



EPA0033

8. Electrical Wiring Harness and Ground Point

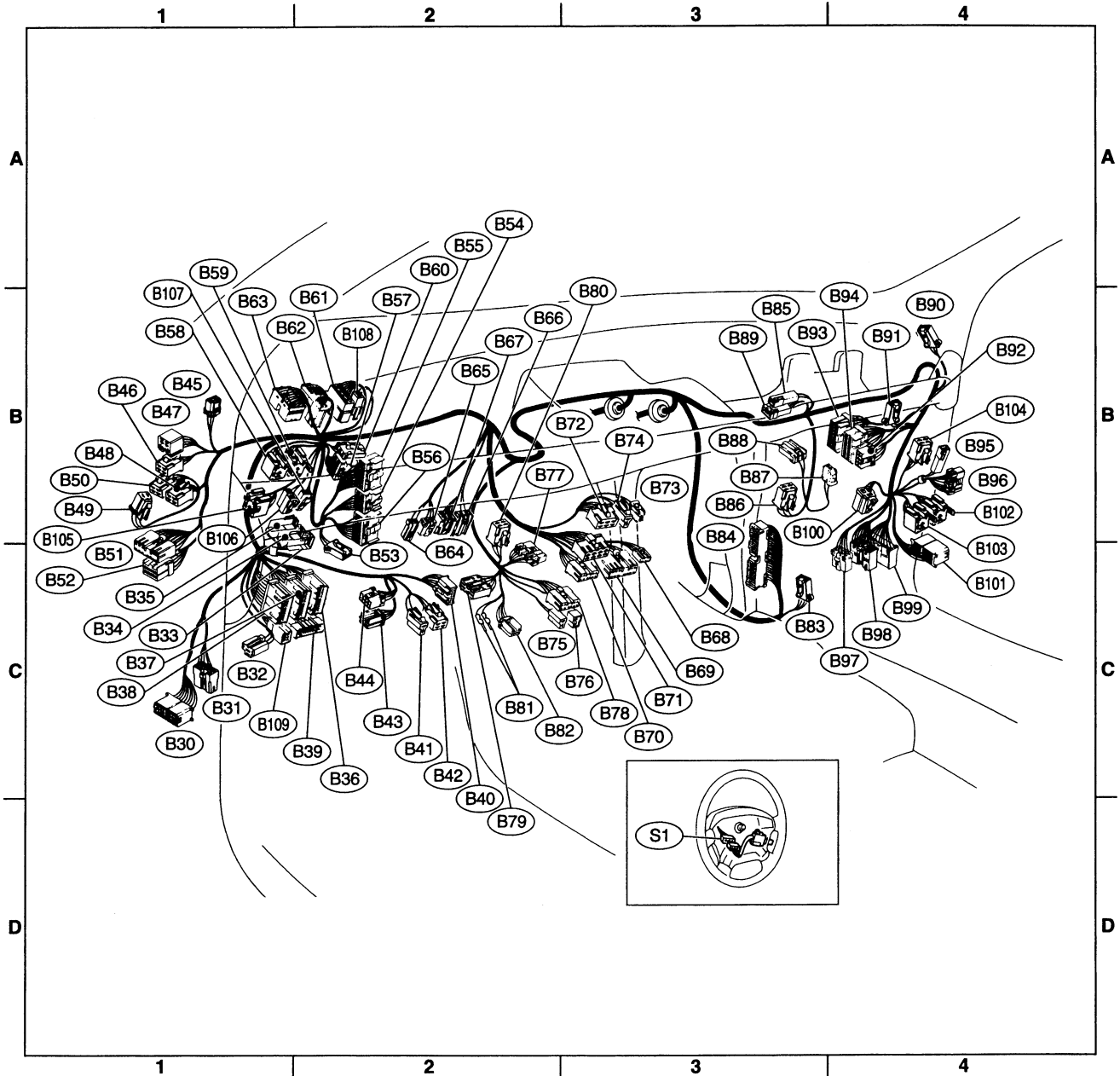
Connector				Connecting to	
No.	Pole	Color	Area	No.	Name
B30	24	*	C-1	D1	Front door cord LH
B31	7	Yellow	C-1	AB1	SRS (Airbag) harness
B32	3	Black	C-1		Turn & hazard module
B33	4	Brown	B-1		Diode (T.C.S.)
B34	3	*	B-1		Diode (Door warning)
B35	2	Black	B-1		Diode (Step light)
B36	22	Black	C-1	i1	Instrument panel wiring harness
B37	22	*	C-1	i2	
B38	22	Brown	C-1	i3	
B39	20	Blue	C-1	i4	
B40	16	Gray	C-2		OBD-II service connector
B41	2	*	C-2		Power window circuit breaker
B42	4	*	C-2		Power window and sunroof relay
B43	6	Black	C-2		Illumination control module
B44	8	*	C-2		Seat belt timer
B45	4	*	B-1	R53	Sunroof cord
B46	4	Green	B-1		Fuel pump relay
B47	6	Brown	B-1		Main relay
B48	4	Blue	B-1		Front fog light relay
B49	3	Black	B-1		Horn relay
B50	4	*	B-1		Blower relay
B51	11	Gray	B-1		F/B
B52	12	Gray	B-1		
B53	4	*	B-2		Shield joint connector (AT)
B54	12	Black	B-2		Transmission control module
B55	16	Black	B-2		
B56	20	Black	B-2		
B57	12	Black	B-2		Shift-lock control module
B58	5	Black	B-1		Headlight alarm relay (Security)
B59	5	Black	B-1		Interrupt relay (Security)
B60	4	*	B-2		Shield joint connector (A.B.S. and T.C.S.)
B61	8	*	B-2	F44	Front wiring harness
B62	20	*	B-1	F45	
B63	14	*	B-1	P10	Floor harness (A.B.S.)
	40	Gray	B-1	P10	Floor harness (T.C.S.)
B64	2	Black	B-2		Stop light switch
B65	4	Black	B-2		Stop & brake switch (With cruise control)
B66	3	Black	B-2		Pedal stroke sensor (T.C.S.)
B67	4	Black	B-2		Pedal stroke switch (T.C.S.)
B68	5	Black	B-3		Slip ring
B69	11	Black	B-3		Combination switch
B70	9	*	B-3		
B71	8	*	B-3		
B72	6	Black	B-3		Ignition switch

Connector				Connecting to	
No.	Pole	Color	Area	No.	Name
B73	2	Black	B-3		Key lock solenoid (AT)
B74	2	Black	B-3		Key warning switch
B75	2	Green	C-2	B76	Test mode connector
B76	2	Green	C-3	B75	
B77	10	Brown	B-2		Mode actuator
B78	9	Yellow	C-2		Data link connector
B79	14	Gray	C-2		Check connector
B80	4	Blue	B-2	i20	Instrument panel wiring harness
B81	1 x 2	*	C-2		Diagnosis terminal (Ground)
B82	6	Black	C-2		Diagnosis connector
B83	4	*	C-3		Shield joint connector (E/G)
B84	96	Dark gray	B-3		Engine control module
B85	2	Black	B-3		Diode (Lighting)
B86	4	*	B-3		Blower motor resistor
B87	2	*	B-3		Blower motor
B88	3	Black	B-3		Evaporator thermostwitch
B89	4	Brown	B-3		Diode (Security)
B90	4		B-4	R50	Room light cord
B91	4	*	B-4		FRESH/RECIRC actuator
B92	8	*	B-4		Door lock timer
B93	16	Black	B-4		Security control module
B94	20	Black	B-4		Cruise control module
B95	2	Black	B-4		Diode (Daytime running light)
B96	10	*	B-4		Daytime running light control module
B97	8	*	B-4	R1	Rear wiring harness
B98	16	Black	B-4	R2	
B99	24	*	B-4	R3	
B100	3	*	B-4	F2	Front wiring harness (A.B.S. and T.C.S.)
B101	24	*	B-4	D11	Front door cord RH
B102	5	Black	B-4		Daytime running light relay
B103	4	Blue	B-4		High-beam relay (Daytime running light)
B104	4	Pink	B-4		Rear power supply relay
B105	4	Blue	B-1		Starter interlock relay (MT)
B106	2	*	B-1		Clutch switch (MT)
B107	2	Blue	B-1		Clutch switch (Cruise control)
B108	2	Black	B-2	F46	Front wiring harness (Outback)
B109	4	Black	C-1		Fuse holder (Outback)

*: Non-colored

Connector				Connecting to	
No.	Pole	Color	Area	No.	Name
S1	3	White	D-3		Cruise control sub switch

6. BULKHEAD WIRING HARNESS (IN COMPARTMENT) (LHD MODEL)



B6M0544

Connector				Connecting to	
No.	Pole	Color	Area	No.	Name
i1	22	Black	C-2	B36	Bulkhead wiring harness
i2	22	*	C-1	B37	
i3	22	Brown	C-1	B38	
i4	20	Blue	C-2	B39	
i5	15	Gray	C-1		F/B
i6	10	*	C-1		Remote control rearview mirror switch
i7	6	Yellow	B-2		Front fog light switch
i8	4	Brown	B-2		Security indicator light
i9	6	*	B-2		T.C.S. off switch
i10	16	Light gray	B-2		Combination meter
i11	3	*	B-2		
i12	16	Light gray	B-2		Combination meter
i13	4	*	B-2		Combination meter (Airbag warning)
i14	13	*	B-2		Combination meter
i15	6	*	B-3		Fan switch
i16	3	*	B-3		A/C switch
i17	16	*	B-3		Mode control panel
i18	6	*	B-3		Rear defogger switch
i19	6	Brown	B-2		Cruise control main switch
i20	4	Blue	B-3	B80	Bulkhead wiring harness
i21	2	Black	C-3		Ash tray illumination light
i22	10	*	B-3		Hazard switch
i23	2	Brown	B-4		Glove box illumination light
i24	1	*	C-3		Cigarette lighter
i25	3	*	C-3		
i26	14	*	B-3		Radio
i27	2	*	B-3		CD player illumination light
i28	1	Black	C-3		Ground
i29	1	Black	C-3		Ground (Radio)

*: Non-colored

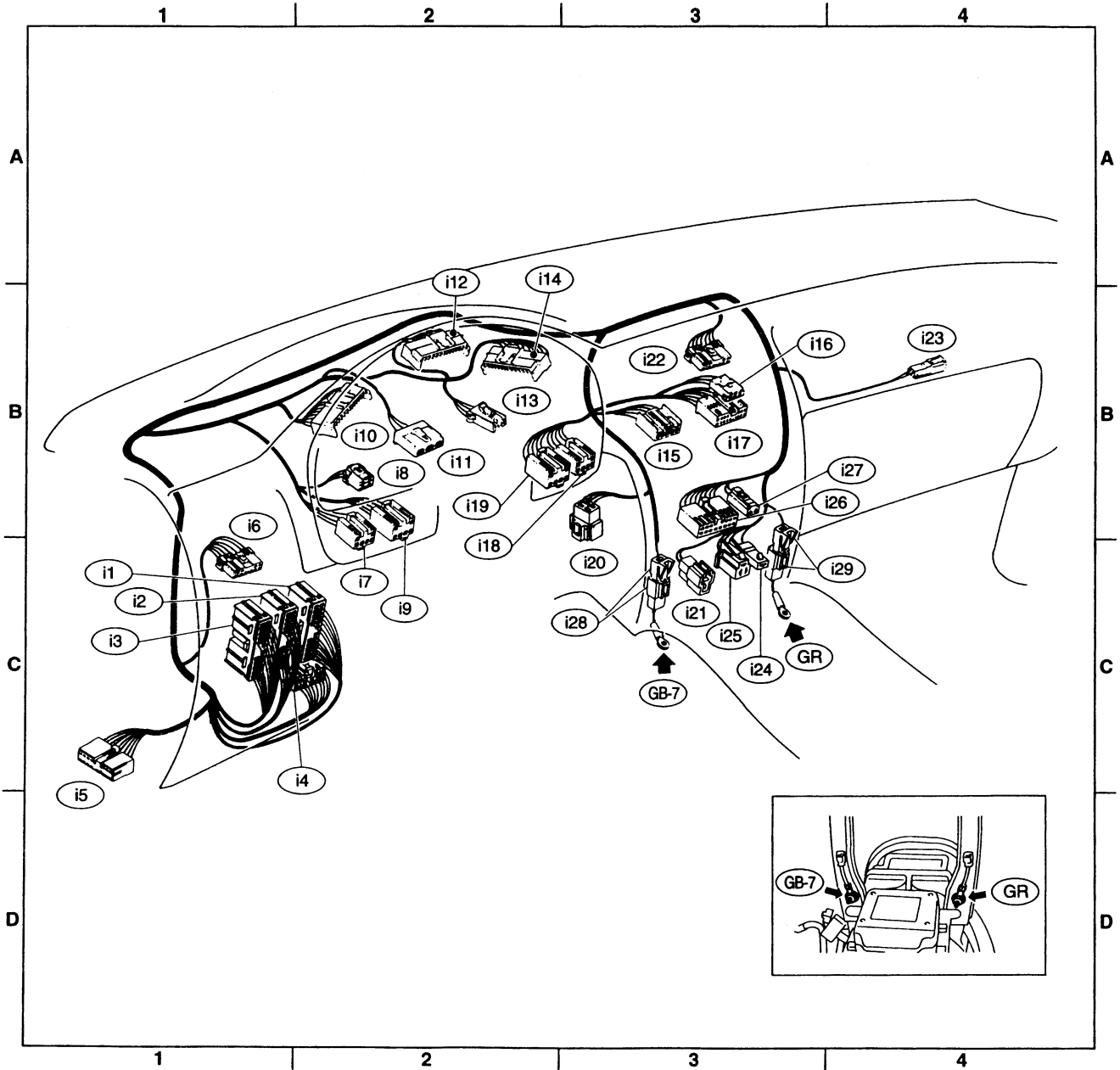
7. BULKHEAD WIRING HARNESS (IN COMPARTMENT) (RHD MODEL)



Connector				Connecting to	
No.	Pole	Color	Area	No.	Name
i1	22	Black	C-4	B36	Bulkhead wiring harness
i2	22	*	C-4	B37	
i3	22	Brown	C-4	B38	
i4	20	Blue	C-4	B39	
i5	15	Gray	C-4		F/B
i6	10	*	C-4		Remote control rearview mirror switch
i10	16	Light gray	B-3		Combination meter
i11	3	*	B-3		
i12	16	Light gray	B-3		Combination meter
i13	4	*	B-3		Combination meter (Airbag warning)
i14	13	*	B-3		Combination meter
i15	6	*	B-2		Fan switch
i17	16	Black	B-2		Mode control panel
i18	6	*	B-3		Rear defogger switch
i19	6	Brown	B-3		Cruise control main switch
i20	4	Blue	B-2	B80	Bulkhead wiring harness
i22	10	*	B-2		Hazard switch
i23	2	Brown	B-2		Glove box illumination light
i24	1	*	C-2		Cigarette lighter
i25	3	*	C-2		
i26	14	*	B-2		Radio
i28	1	Black	C-2		Ground
i29	1	Black	C-2		Ground (Radio)

*: Non-colored

8. INSTRUMENT PANEL WIRING HARNESS AND GROUND POINT (LHD MODEL)

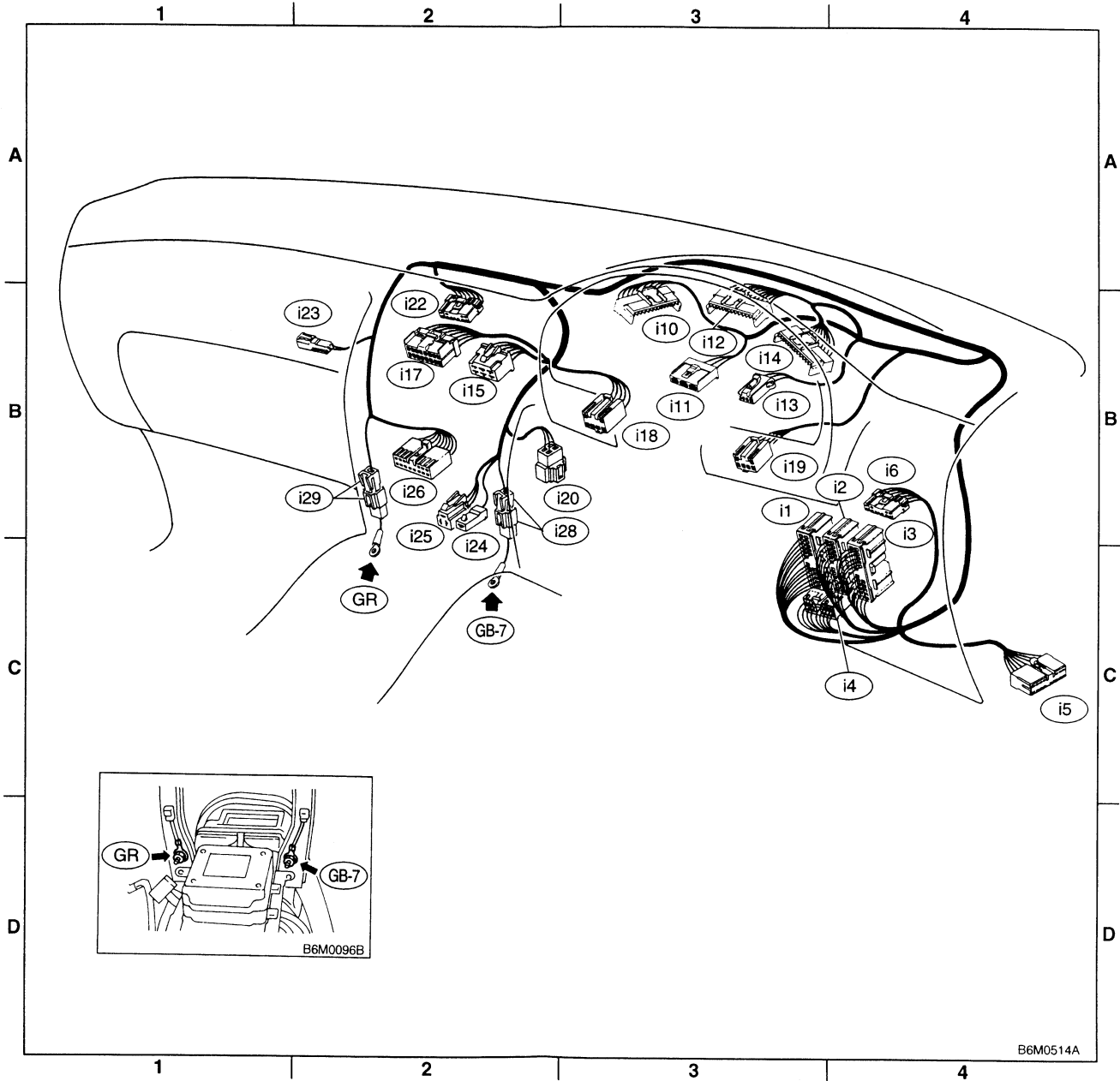


B6M0262A

Connector				Connecting to	
No.	Pole	Color	Area	No.	Name
R1	8	*	B-2	B97	Bulkhead wiring harness
R2	16	Black	B-2	B98	Bulkhead wiring harness
R3	24	*	B-2	B99	
R4	1	Black	B-2		Parking brake switch
R5	2	*	C-2		Select lever illumination light (AT)
R6	2	Black	C-2		Shift lock solenoid (AT)
R7	2	*	C-2		P position switch (AT)
R8	2	*	C-3		Seat belt switch
R9	1	Brown	C-4		Front door switch LH
R10	2	*	C-4	D22	Rear door cord LH (Security)
R11	8	*	C-4	D21	Rear door cord LH
R12	1	Brown	B-2		Front door switch RH
R13	2	*	B-2	D28	Rear door cord RH (Security)
R14	8	*	B-2	D27	Rear door cord RH
R15	6	Black	B-3	R57	Fuel tank cord
R16	1	Brown	B-3		Rear door switch RH
R29	3	*	C-2		Diode (Security) (Wagon)
R30	2	Black	C-2		Diode (Rear gate latch switch) (Wagon) without security
R31	3	*	C-2		Diode (Security)
R34	2	Black	C-2		Diode (Security) (Wagon)
R35	3	Orange	C-2		Diode (Security) (Wagon)
R50	4		B-2	B90	Bulkhead wiring harness
R51	2	*	B-2		Vanity mirror illumination light RH
R52	2	*	A-3		Room light
R53	4	*	C-3	B45	Bulkhead wiring harness
R54	2	*	B-3		Vanity mirror illumination light LH
R55	1	*	B-3		Sunroof control module
R56	2	*	B-3		Spot light
R57	6	Black	B-3	R15	Rear wiring harness
R58	6	*	B-3		Fuel gauge module & fuel pump
R59	2	*	B-4		Fuel gauge sub module (AWD)

*: Non-colored

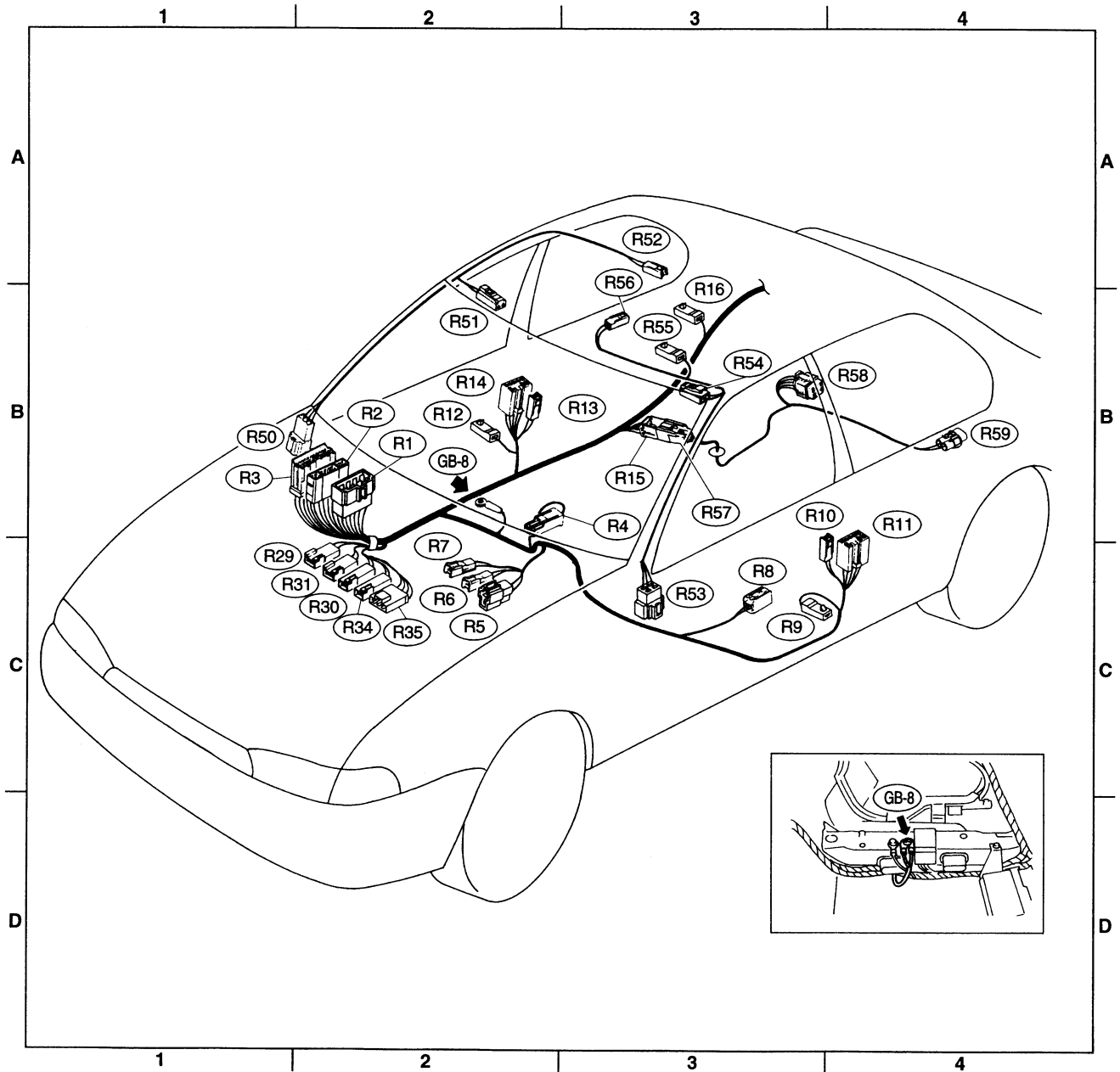
9. INSTRUMENT PANEL WIRING HARNESS AND GROUND POINT (RHD MODEL)



Connector				Connecting to	
No.	Pole	Color	Area	No.	Name
R1	56	*	B-2	B97	Bulkhead wiring harness (S.M.J.)
R4	1	Black	B-2		Parking brake switch
R5	2	*	B-2		Select lever illumination light
R6	2	Black	B-2		Shift lock solenoid
R7	2	*	B-2		P position switch
R8	2	*	B-2		Seat belt switch
R9	1	Brown	B-3		Front door switch LH
R11	8	*	B-4	D21	Rear door cord LH
R12	1	Brown	B-2		Front door switch RH
R14	8	*	B-2	D27	Rear door cord RH
R15	6	Black	B-3	R57	Fuel tank cord
R16	1	Brown	A-3		Rear door switch RH
R30	2	Black	B-2		Diode (Rear gate latch switch)
R50	2	Green	B-2	B90	Bulkhead wiring harness
R52	2	*	A-3		Room light
R57	6	Black	B-3	R15	Rear wiring harness
R58	6	*	A-3		Fuel gauge module & fuel pump
R59	2	*	B-4		Fuel gauge sub module

*: Non-colored

10. REAR WIRING HARNESS AND GROUND POINT (LHD MODEL)



B6M0263A

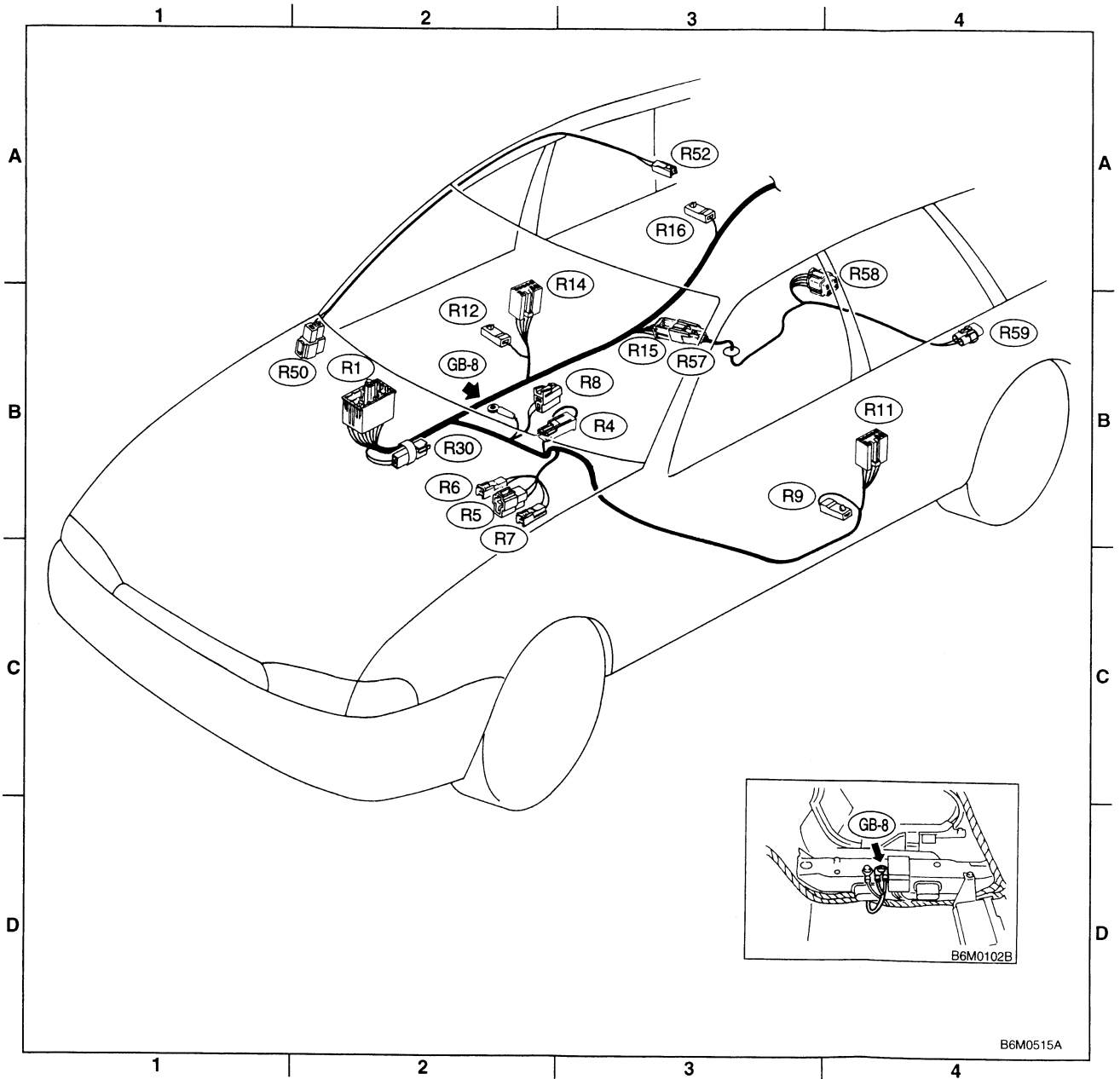
8. Electrical Wiring Harness and Ground Point

Connector				Connecting to	
No.	Pole	Color	Area	No.	Name
P1	20	Blue	B-1	F1	Front wiring harness
P2	2	Black	C-2		Diode (T.C.S.)
P3	35	Blue	B-3		A.B.S. control module
P4	6	*	B-3		A.B.S./T.C.S. control module
P5	8	*	B-3		
P6	16	*	B-3		
P7	20	*	B-3		
P8	2	Gray	B-3		Rear A.B.S. sensor RH
P9	2	Gray	B-4		Rear A.B.S. sensor LH
P10	40	Gray	B-2	B63	Bulkhead wiring harness (T.C.S.)
	14	*	C-2	B63	Bulkhead wiring harness (A.B.S.)

Connector				Connecting to	
No.	Pole	Color	Area	No.	Name
D1	24	*	C-3	B30	Bulkhead wiring harness
D2	2	*	C-3		Front door speaker LH
D3	2	Green	C-3		Front power window motor LH
D4	2	Black	B-3		Front tweeter LH
D5	6	*	B-3		Remote control rearview mirror LH
D7	14	*	B-3		Power window main switch
D8	2	Gray	B-3		Front door lock switch LH
	4	Gray	B-3		Front door lock switch LH (With security system)
D9	4	Gray	B-3		Front door key switch LH (Security)
D10	2	Black	C-3		Step light LH
D11	24	*	B-2	B101	Bulkhead wiring harness
D12	2	*	B-2		Front door speaker RH
D13	2	Green	B-2		Front power window motor RH
D14	2	Black	B-2		Front tweeter RH
D15	6	*	B-2		Remote control rearview mirror RH
D17	5	*	B-2		Front power window sub switch RH
D18	4	*	B-2		Front door lock actuator RH
	4	Gray	B-2		Front door lock actuator RH (With security system)
D19	4	Gray	B-2		Front door key switch RH (Security)
D20	2	Black	B-2		Step light RH
D21	8	*	B-3	R11	Rear wiring harness
D22	2	*	B-3	R10	Rear wiring harness (Security)
D23	2	Black	B-4		Rear door speaker LH
D24	2	Green	B-4		Rear power window motor LH
D25	5	*	B-4		Rear power window sub switch LH
D26	4	*	B-4		Rear door lock actuator LH
	4	Gray	B-4		Rear door lock actuator LH (With security system)
D27	8	*	B-2	R14	Rear wiring harness
D28	2	*	B-2	R13	Rear wiring harness (Security)
D29	2	Black	B-2		Rear door speaker RH
D30	2	Green	B-3		Rear power window motor RH
D31	5	*	A-2		Rear power window sub switch RH
D32	4	*	A-3		Rear door lock actuator RH
	4	Gray	A-3		Rear door lock actuator RH (With security system)

*: Non-colored

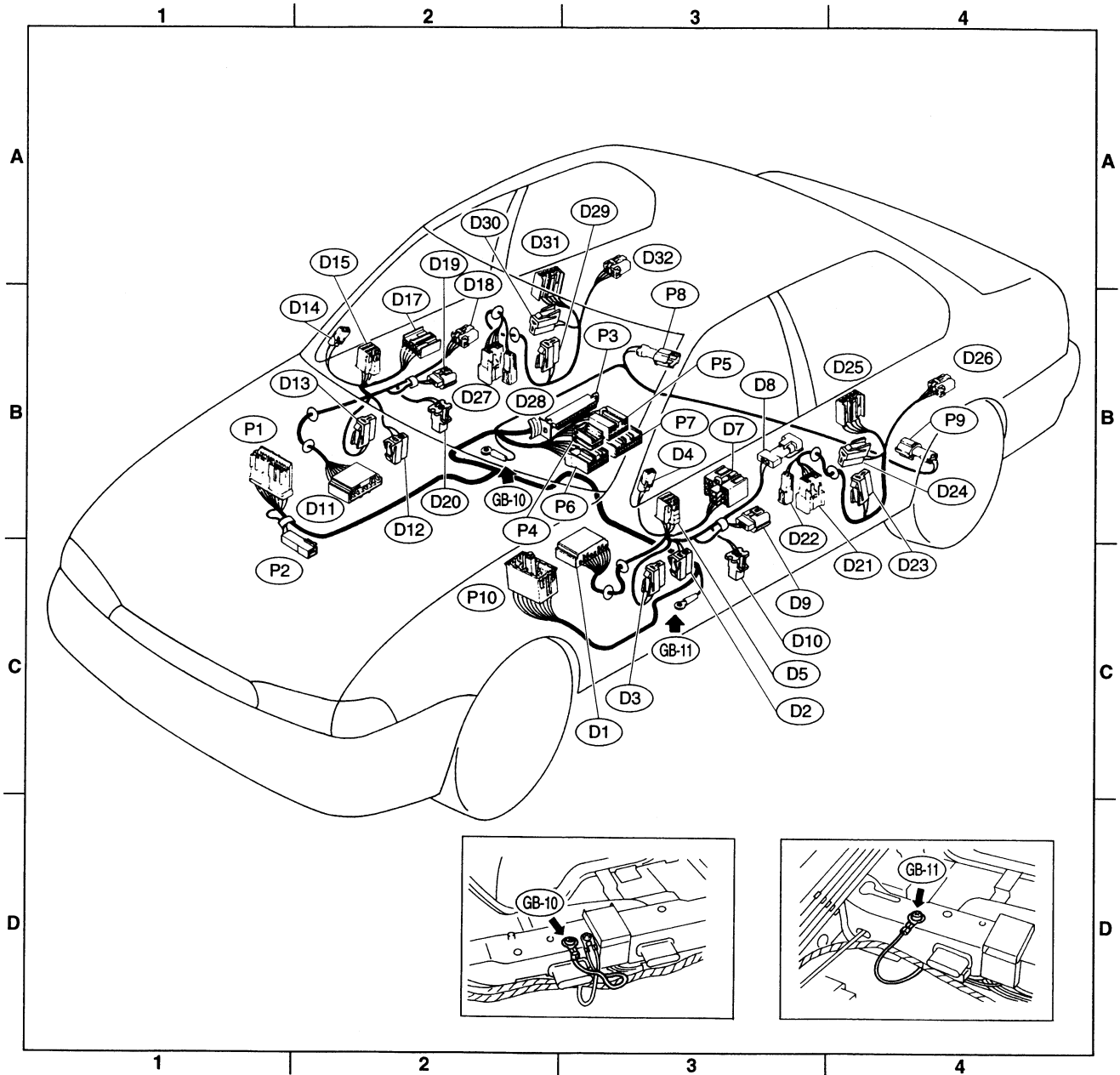
11. REAR WIRING HARNESS AND GROUND POINT (RHD MODEL)



Connector				Connecting to	
No.	Pole	Color	Area	No.	Name
D1	24	*	B-2	B30	Bulkhead wiring harness
D2	2	*	B-2		Front door speaker RH
D3	2	Green	B-2		Front power window motor RH
D4	2	Black	A-2		Front tweeter RH
D5	6	*	B-2		Remote control rearview mirror RH
D7	14	*	B-2		Power window main switch
D8	2	Gray	A-2		Front door lock switch RH
D11	24	*	B-3	B101	Bulkhead wiring harness
D12	2	*	B-3		Front door speaker LH
D13	2	Green	B-3		Front power window motor LH
D14	2	Black	B-3		Front tweeter LH
D15	6	*	B-3		Remote control rearview mirror LH
D17	5	*	B-3		Front power window sub switch LH
D18	4	*	B-3		Front door lock actuator LH
D21	8	*	B-3	R11	Rear wiring harness
D23	2	Black	B-4		Rear door speaker LH
D24	2	Green	B-4		Rear power window motor LH
D25	5	*	B-4		Rear power window sub switch LH
D26	4	*	B-4		Rear door lock actuator LH
D27	8	*	B-2	R14	Rear wiring harness
D29	2	Black	B-3		Rear door speaker RH
D30	2	Green	A-3		Rear power window motor RH
D31	5	*	A-3		Rear power window sub switch RH
D32	4	*	A-3		Rear door lock actuator RH

*: Non-colored

12. FLOOR WIRING HARNESS, DOOR CORD AND GROUND POINT (LHD MODEL)

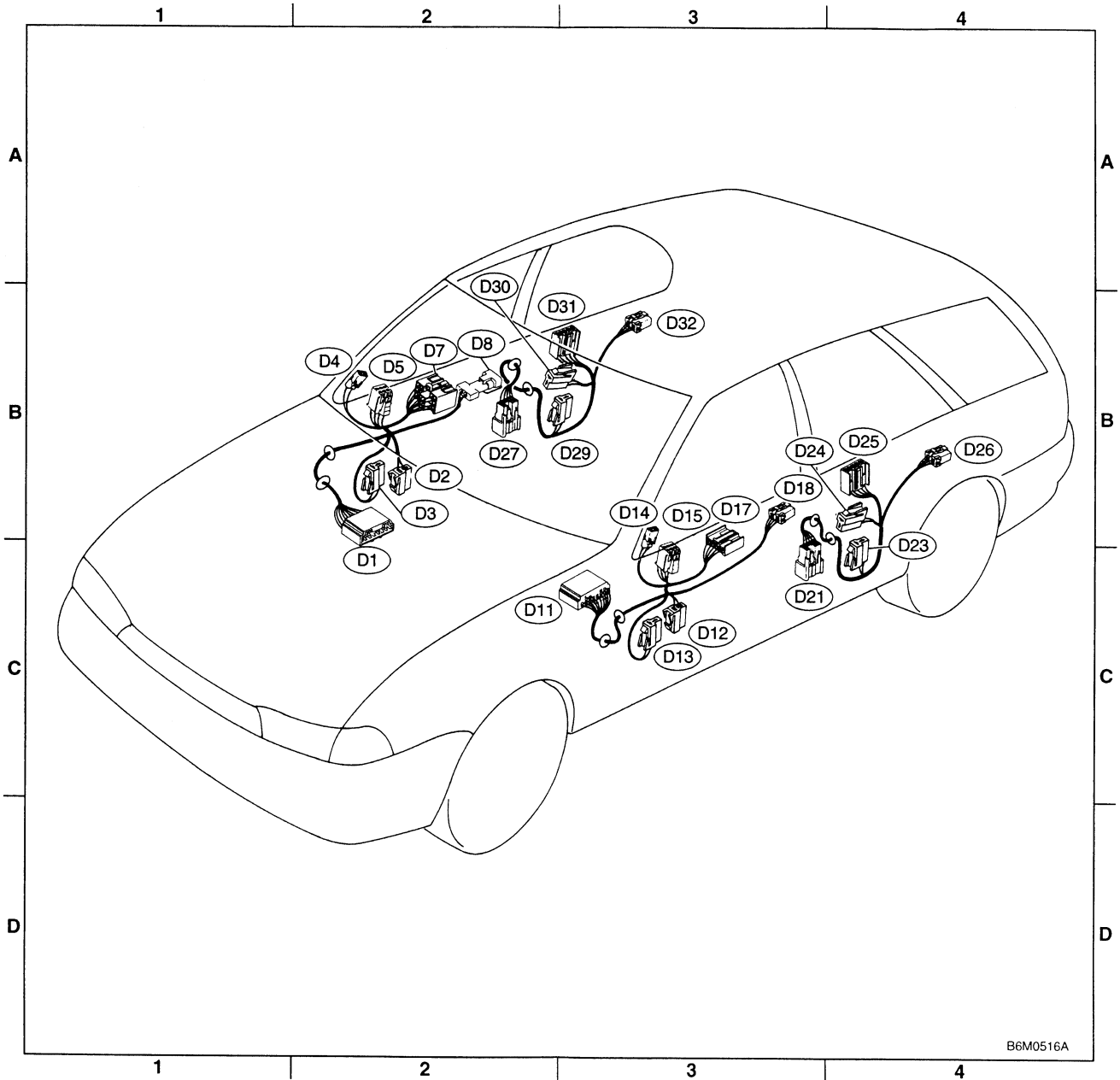


B6M0264A

Connector				Connecting to	
No.	Pole	Color	Area	No.	Name
R17	1	Black	A-3		Rear defogger (Power)
R18	2	Black	B-3		Rear speaker RH
R19	2	*	B-3		High-mounted stop light
R20	2	Blue	B-2		Trunk room light
R21	2	Black	B-2		Rear speaker LH
R22	1	Brown	B-1		Rear door switch LH
R23	3	*	B-2		Power antenna
R24	6	*	B-3	R60	Trunk lid cord (Without security system)
	8	*	B-3	R60	Trunk lid cord (With security system)
R25	2	Black	B-4		Rear defogger condenser
R26	4	*	B-4		Rear combination light RH
R27	2	*	B-4		Trunk room light switch
R28	4	*	B-3		Rear combination light LH
R60	6	*	B-4	R24	Rear wiring harness (Without security system)
	8	*	B-4	R24	Rear wiring harness (With security system)
R61	3	*	B-4		Key switch (Security)
R62	4	*	B-4		Rear finisher light RH
R63	2	*	B-3		License plate light
R64	4	*	B-3		Rear finisher light LH
R65	1	Black	A-2		Rear defogger (Ground)

*: Non-colored

13. FLOOR WIRING HARNESS, DOOR CORD AND GROUND POINT (RHD MODEL)

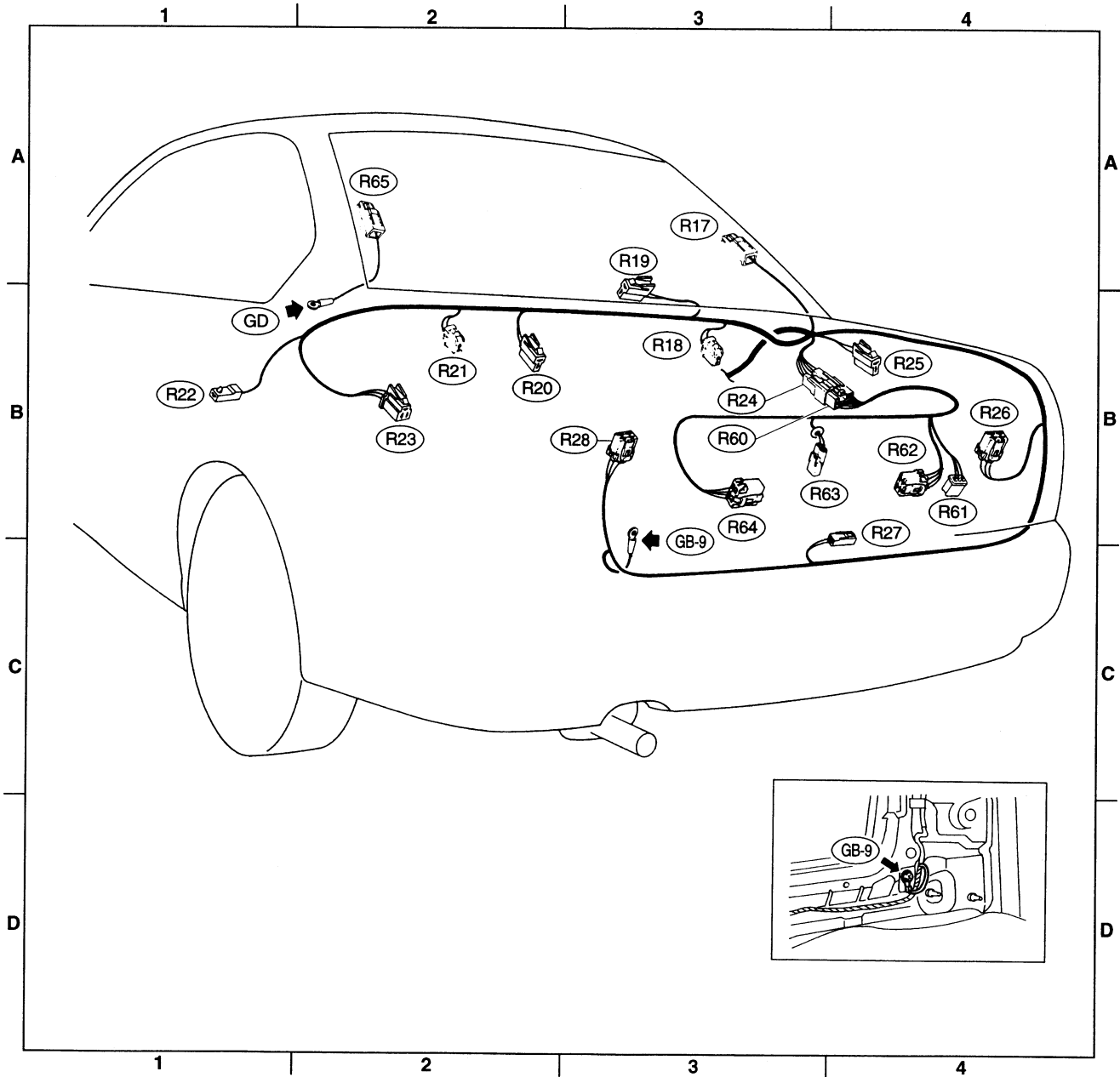


Connector				Connecting to	
No.	Pole	Color	Area	No.	Name
R22	1	Brown	C-1		Rear door switch LH
R23	6	*	C-2		Power antenna
R25	2	Black	C-3		Rear defogger condenser
R26	4	Black	D-4		Rear combination light RH
R28	4	Black	C-2		Rear combination light LH
R36	5	Black	C-3		Rear wiper relay
R37	2	*	C-3	D33	Rear gate cord
R38	4	*	C-3	D34	
R39	8	*	C-4	D35	

Connector				Connecting to	
No.	Pole	Color	Area	No.	Name
D33	2	*	C-3	R37	Rear wiring harness
D34	4	*	C-3	R38	
D35	8	*	C-4	R39	
D37	1	Black	B-3		Luggage room light
D38	1	*	B-3		
D39	2	*	B-3		High-mount stop light
D40	1	Black	B-4		Rear defogger (Power)
D42	4	*	B-4		Rear finisher light RH
D43	4	*	B-3		Rear wiper motor
D44	2	*	B-4		License plate light RH
D45	2	*	A-3		License plate light LH
D46	2	Black	A-4		Rear gate latch switch
D47	4	*	A-4		Rear gate lock actuator
D48	1	Black	B-3		Rear defogger (Ground)
D49	4	*	A-3		Rear finisher light LH

*: Non-colored

14. REAR END WIRING HARNESS AND GROUND POINT OF SEDAN



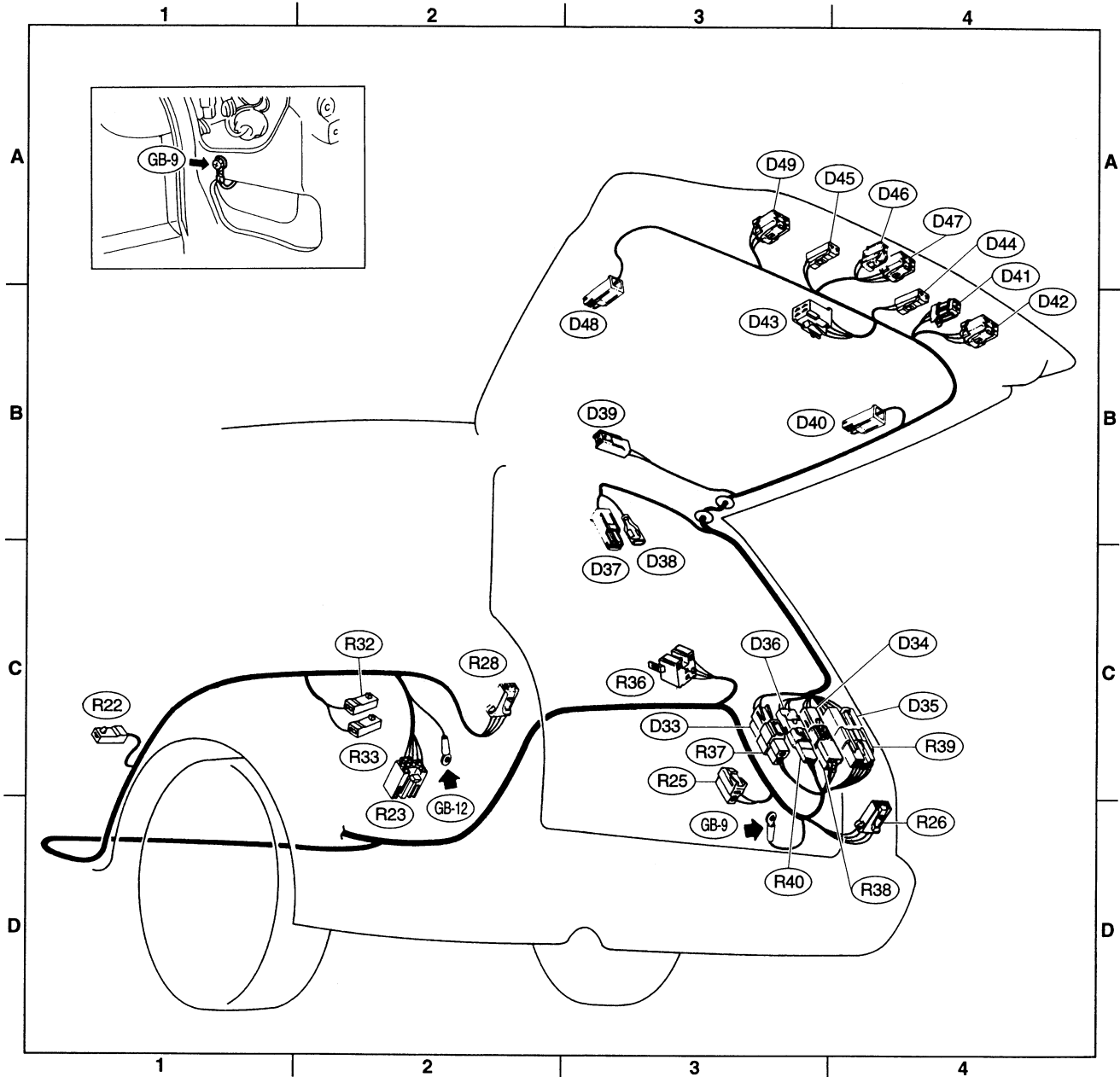
B6M0265A

Connector				Connecting to	
No.	Pole	Color	Area	No.	Name
R22	1	Brown	C-1		Rear door switch LH
R23	6	*	C-2		Power antenna
R25	2	Black	C-3		Rear defogger condenser
R26	4	Black	D-4		Rear combination light RH
R28	4	Black	C-2		Rear combination light LH
R32	1	*	C-2		Rear power supply (Power)
R33	1	Black	C-2		Rear power supply (Ground)
R36	5	Black	C-3		Rear wiper relay
R37	2	*	C-3	D33	Rear gate cord
R38	4	*	C-3	D34	
R39	8	*	C-4	D35	
R40	4	Black	C-3	D36	Rear gate cord (With security)

Connector				Connecting to	
No.	Pole	Color	Area	No.	Name
D33	2	*	C-3	R37	Rear wiring harness
D34	4	*	C-3	R38	
D35	8	*	C-4	R39	
D36	4	Black	C-3	R40	Rear wiring harness (With security)
D37	1	Black	B-3		Luggage room light
D38	1	*	B-3		
D39	2	*	B-3		High-mount stop light
D40	1	Black	B-4		Rear defogger (Power)
D41	4	Gray	B-4		Key switch (Security)
D42	4	*	B-4		Rear finisher light RH
D43	4	*	B-3		Rear wiper motor
D44	2	*	B-4		License plate light RH
D45	2	*	A-3		License plate light LH
D46	2	Black	A-4		Rear gate latch switch
D47	4	*	A-4		Rear gate lock actuator (Without security system)
	4	Gray	A-4		Rear gate lock actuator (With security system)
D48	1	Black	B-3		Rear defogger (Ground)
D49	4	*	A-3		Rear finisher light LH

*: Non-colored

15. REAR END WIRING HARNESS AND GROUND POINT OF WAGON (LHD MODEL)



B6M0266A

16. REAR END WIRING HARNESS AND GROUND POINT OF WAGON (RHD MODEL)

