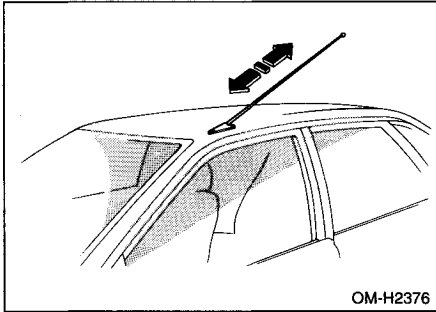

Radio

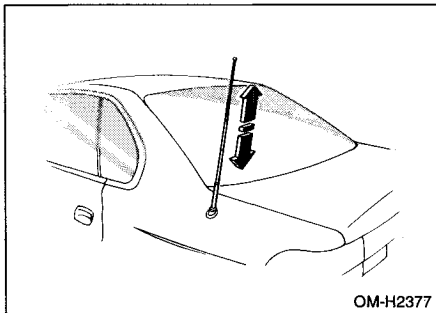
■ Antenna

▼ Pillar mounted antenna



Pull the antenna out to extend it to its full length.

▼ Power antenna



The power antenna automatically extends or retracts when the radio is turned on or off.

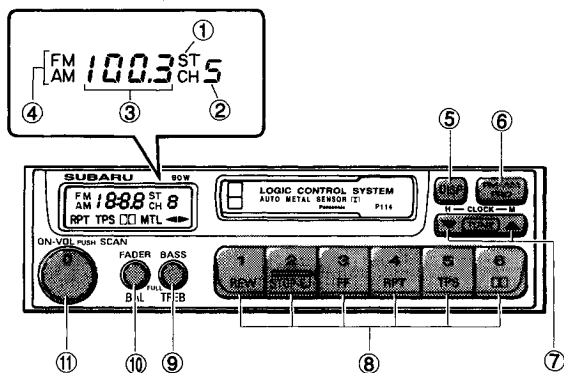
■ FM reception

Although FM is normally static free, reception can be affected by the surrounding area, atmospheric conditions, station strength and transmitter distance. Buildings or other obstructions may cause momentary static, flutter or station interference. If reception continues to be unsatisfactory, switch to a stronger station.

AM/FM stereo radio with cassette player (if equipped)

The radio will operate only when the ignition switch is in the "ACC" or "ON" positions.

RADIO OPERATION



OM-H2432

- | | |
|--------------------------|--|
| ① Stereo indicator | ⑧ Preset button |
| ② Preset station number | ⑨ Bass and treble control knob |
| ③ Frequency | ⑩ Fader and balance control knob |
| ④ Band | ⑪ Power switch, volume control and SCAN button |
| ⑤ DISP button | |
| ⑥ FM/AM selection switch | |
| ⑦ Turning button | |

- CONTINUED -