

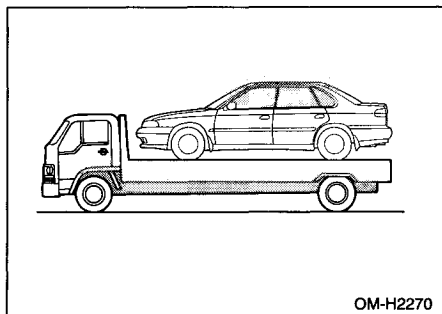
jackscrew counterclockwise to loosen it, then remove the jack.

The jack handle is stored under the spare tire cover.

Towing

If towing is necessary, it is best done by your SUBARU dealer or a commercial towing service. If the vehicle has to be immediately towed in the event of an emergency, observe the following precautions.

■ Towing with all four wheels raised off the ground



1. Shift the selector lever into the "P" position for automatic transmission vehicles or "1st" for manual transmission vehicles.
2. Pull up the parking brake lever firmly.

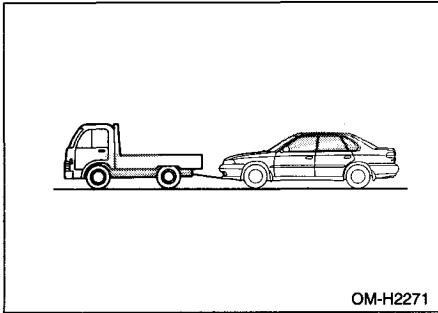
■ Towing with all wheels on the ground

WARNING

- Never turn the ignition switch to the "LOCK" position while the vehicle is being towed because the steering wheel and the direction of the wheels will be locked.
- Remember that the brake booster and power steering do not function when the engine is not running. Because the engine is turned off, it will take greater effort to operate the brake pedal and steering wheel.

⚠ CAUTION

For OUTBACK models, be sure to use a flexible cable to prevent bumper damage.



When transmission failure occurs, tow the vehicle with all wheels raised off the ground using a dolly or flat-bed truck.


1. Check the transmission and differential oil levels and add oil to bring it to the upper level if necessary.
2. Release the parking brake and put the transmission in neutral.
3. The ignition switch should be in the "ACC" position while the vehicle is being towed.
4. Take up slack in the towline slowly to prevent damage to the vehicle.

For AWD vehicles or FWD vehicles with automatic transmission, the traveling speed must be limited to less than 20 mph (30 km/h) and the traveling distance to less than 31 miles (50 km). For greater speeds and distances, tow the vehicle with all four wheels raised off the ground.

■ **Towing with the front wheels raised off the ground**

⚠ WARNING

Never tow manual transmission AWD vehicles with the front wheels raised off the ground while the rear wheels are on the ground. This will cause the vehicle to spin away due to the operation or deterioration of the viscous coupling.



When transmission failure occurs, tow the vehicle with all wheels raised off the ground using a dolly or flat-bed truck.

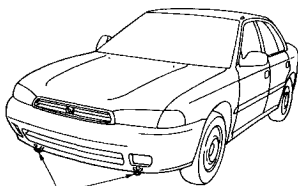
1. Check the transmission and differential oil levels and add oil to bring it to the upper level if necessary.
2. Release the parking brake and put the transmission in neutral.
3. The ignition switch should be in the "ACC" position while the vehicle is being towed.
4. Take up slack in the towline slowly to prevent damage to the vehicle.

■ Towing hook




CAUTION

Never use the tie-down hooks under the vehicle for towing purposes.



Towing hook



Towing hook

OM-H2743, H2744

The towing hooks should be used only in an emergency (e.g., to free a stuck vehicle from mud, sand or snow).