
The ABS system prevents the lock-up of wheels which may occur during sudden braking or braking on slippery road surfaces. This helps prevent the loss of steering control and directional stability caused by wheel lock-up.

When the ABS system is operating, you may hear a chattering noise or feel a slight vibration in the brake pedal. This is normal when the ABS operates.

You may feel a slight shock in the brake pedal and hear the operating sound of ABS from the engine compartment just after starting the engine. These are caused by an automatic functional test of the ABS system being carried out and does not indicate any abnormal condition.

The conventional brake system operates normally even when the ABS system is inoperative.

NOTE

When driving with an insufficient battery voltage such as when the engine is jump started, the ABS warning light may come on. This is due to the low battery voltage and does not indicate a malfunction. When the battery becomes fully charged, the light will go out.

TCS (Traction control system) (if equipped)

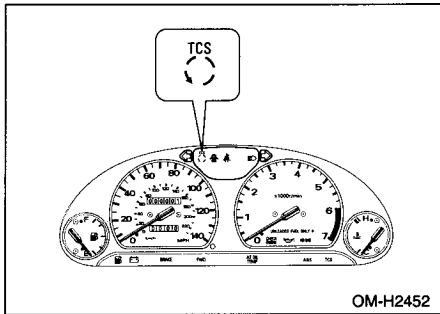
WARNING

- **Always maintain a safe driving speed according to the road and weather conditions in order to avoid having an accident on a sharp turn, during sudden braking or under other similar conditions.**
- **Always use the utmost care in driving – overconfidence because you are driving with a TCS equipped vehicle could easily lead to a serious accident.**
- **When the TCS indicator light activates when driving, it indicates that the TCS is in operation. It also indicates that the road surface is slippery or your vehicle is accelerating excessively. In this situation, release the accelerator pedal and maintain moderate speed.**

NOTE

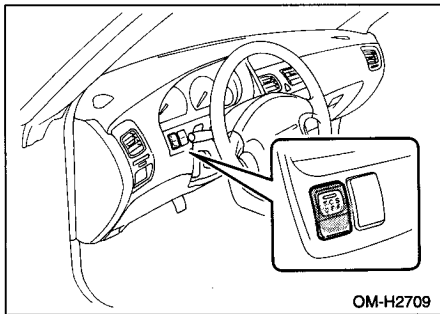
- Every time the engine is started, the TCS automatically turn on.
- When the TCS is operating, you may hear a chattering noise or feel a slight vehicle vibration. This is normal when the TCS operates.

The TCS prevents the drive wheels (front wheels) from excessive spinning on slippery road surfaces. This helps to prevent the loss of steering control and directional stability caused by wheel spinning.



If the TCS indicator light comes on when driving, it indicate that the TCS is in operation.

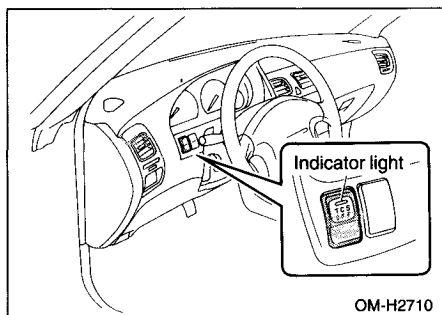
■ TCS OFF switch



To turn off the TCS, push this switch while the engine is running. The indicator light on the switch will come on when the TCS is inactive. In this

– CONTINUED –

condition, the vehicle acts in the same way as a vehicle without TCS. Push this switch again to turn on the system.



The TCS OFF indicator light comes on when the ignition switch is turned to the "ON" position and goes out within a few seconds after the engine starts. If the light does not come on when the ignition switch is turned "ON" and does not go out within a minute after the engine starts, it may indicate that TCS is not working properly. Contact your nearest SUBARU dealer immediately.

NOTE

- In cold weather, it may take a little longer for the TCS OFF indicator light to turn off after starting the engine. This, however, does not indicate any abnormality.
- The TCS system cannot be canceled while the system is in operation.