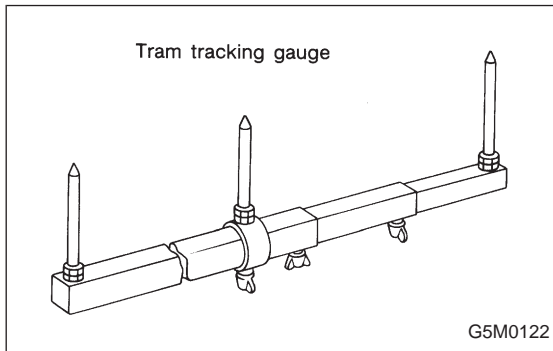


SUBARU.



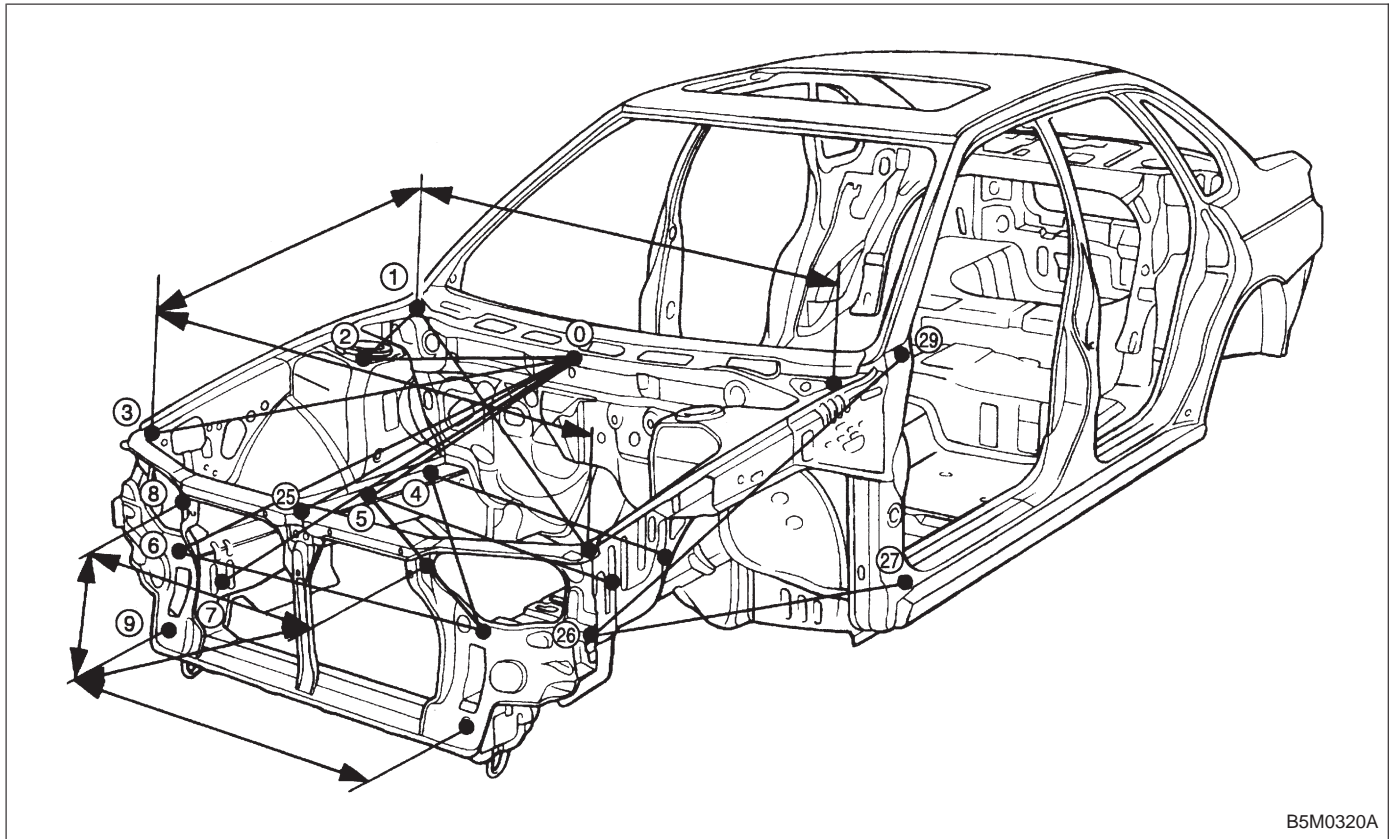
3. Datum Dimensions

Use a tram tracking gauge to measure all dimensions. If a measuring tape is used, be extremely careful because it tends to deflect or twist, which results in a false reading.

NOTE:

- A suffix character "R" or "L" refers to the right or the left.
- All dimensions refer to the distance between the centers of holes measured in a straight line.
- Each dimension indicates a projected dimension between hole centers.

1. FRONT STRUCTURE



B5M0320A

Unit: mm (in)

$$\left. \begin{matrix} \textcircled{1} - \textcircled{2}_R \\ \textcircled{1} - \textcircled{2}_L \end{matrix} \right\} : 522 (20.55)$$

$$\left. \begin{matrix} \textcircled{1}_R - \textcircled{2}_R \\ \textcircled{1}_L - \textcircled{2}_L \end{matrix} \right\} : 373 (14.69)$$

$$\left. \begin{matrix} \textcircled{1}_R - \textcircled{3}_R \\ \textcircled{1}_L - \textcircled{3}_L \end{matrix} \right\} : 845 (33.27)$$

$$\textcircled{9}_R - \textcircled{9}_L : 924 (36.38)$$

$$\left. \begin{matrix} \textcircled{1} - \textcircled{6}_R \\ \textcircled{1} - \textcircled{6}_L \end{matrix} \right\} : 980 (38.58)$$

$$\textcircled{2}_R - \textcircled{2}_L : 966 (38.03)$$

$$\left. \begin{matrix} \textcircled{8}_R - \textcircled{9}_R \\ \textcircled{8}_L - \textcircled{9}_L \end{matrix} \right\} : 347 (13.66)$$

$$\left. \begin{matrix} \textcircled{9}_R - \textcircled{8}_L \\ \textcircled{8}_R - \textcircled{9}_L \end{matrix} \right\} : 892 (35.12)$$

$$\left. \begin{matrix} \textcircled{1} - \textcircled{7}_R \\ \textcircled{1} - \textcircled{7}_L \end{matrix} \right\} : 966 (38.03)$$

$$\textcircled{5}_R - \textcircled{5}_L : 850 (33.46)$$

$$\textcircled{1}_R - \textcircled{1}_L : 1,408 (55.43)$$

$$\textcircled{8}_R - \textcircled{8}_L : 730 (28.74)$$

$$\left. \begin{matrix} \textcircled{1} - \textcircled{3}_R \\ \textcircled{1} - \textcircled{3}_L \end{matrix} \right\} : 1,008 (39.68)$$

$$\left. \begin{matrix} \textcircled{5}_R - \textcircled{6}_L \\ \textcircled{6}_R - \textcircled{5}_L \end{matrix} \right\} : 1,011 (39.80)$$

$$\left. \begin{matrix} \textcircled{1}_R - \textcircled{3}_L \\ \textcircled{3}_R - \textcircled{1}_L \end{matrix} \right\} : 1,623 (63.90)$$

$$\left. \begin{matrix} \textcircled{20}_R - \textcircled{29}_R \\ \textcircled{20}_L - \textcircled{29}_L \end{matrix} \right\} : 1,191 (46.89)$$

$$\textcircled{1} - \textcircled{25} : 863 (33.98)$$

$$\textcircled{6}_R - \textcircled{6}_L : 914 (35.98)$$

$$\textcircled{3}_R - \textcircled{3}_L : 1,364 (53.70)$$

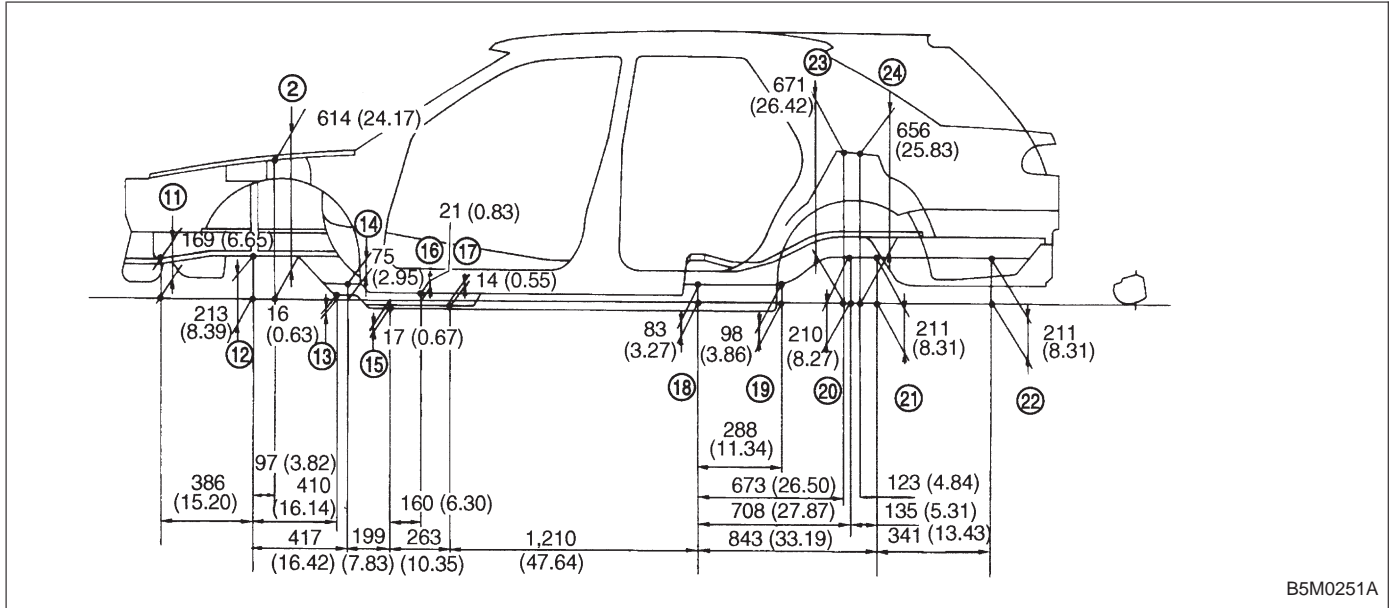
$$\left. \begin{matrix} \textcircled{26}_R - \textcircled{27}_R \\ \textcircled{26}_L - \textcircled{27}_L \end{matrix} \right\} : 1,144 (45.04)$$

$$\left. \begin{matrix} \textcircled{4}_R - \textcircled{6}_L \\ \textcircled{6}_R - \textcircled{4}_L \end{matrix} \right\} : 1,115 (43.90)$$

$$\textcircled{4}_R - \textcircled{4}_L : 803 (31.61)$$

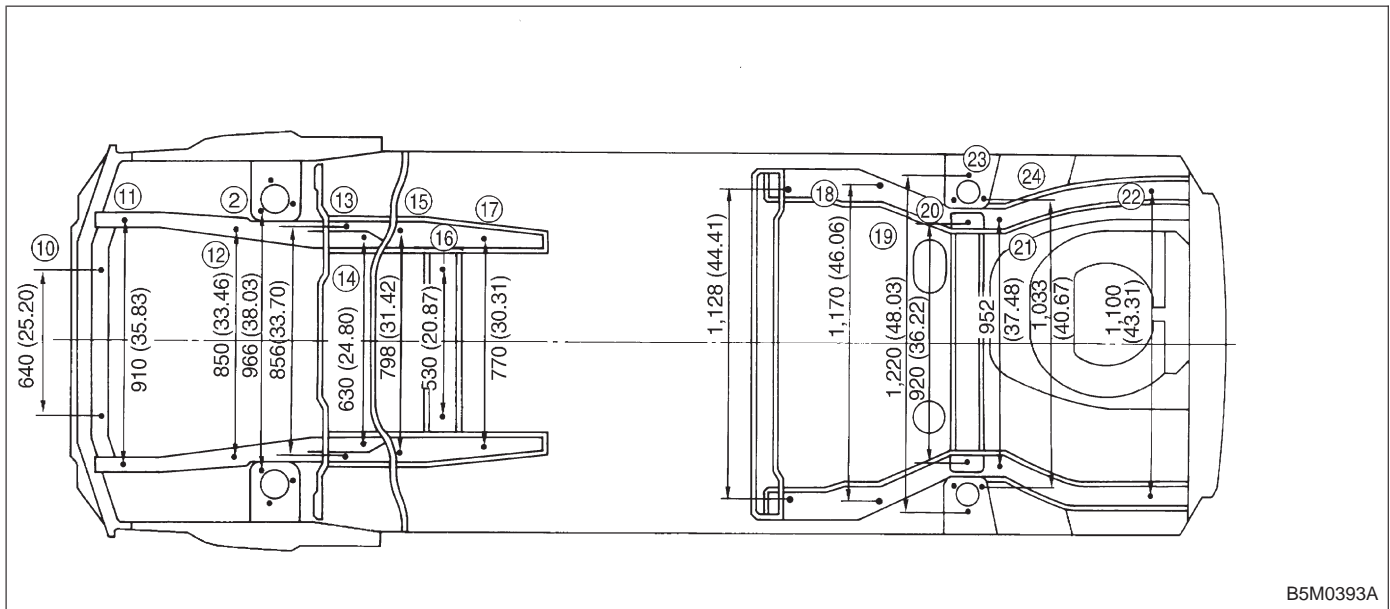
2. CENTER STRUCTURE

Unit: mm (in)



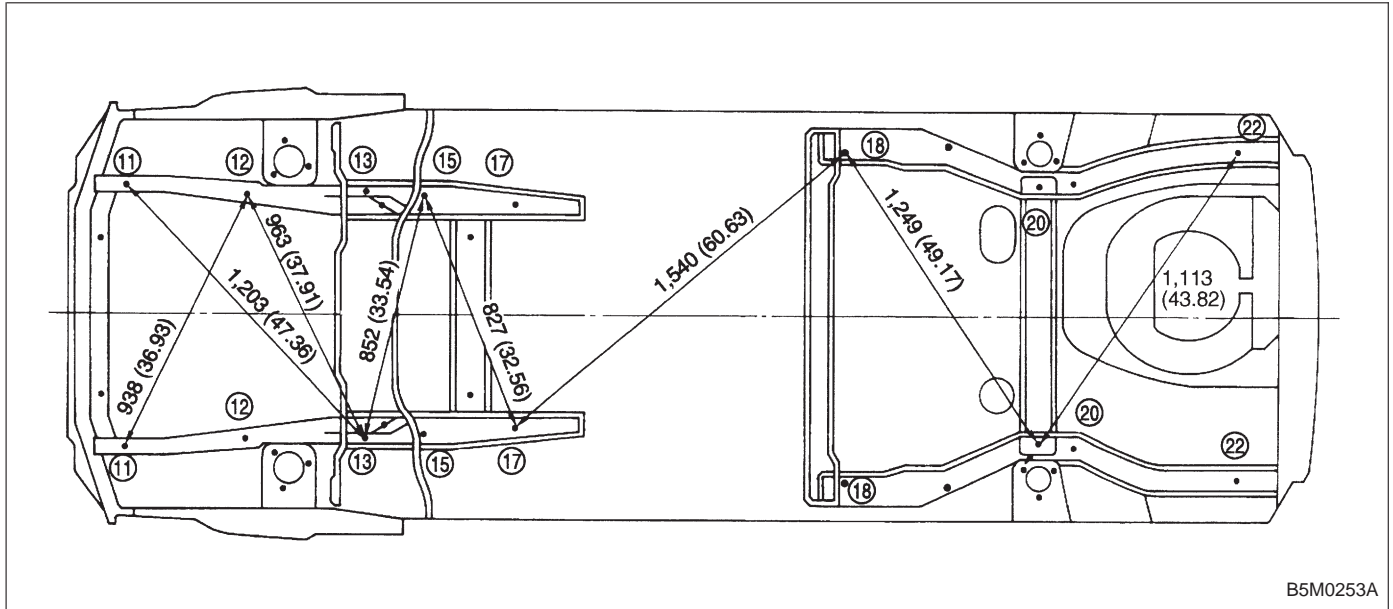
B5M0251A

Unit: mm (in)



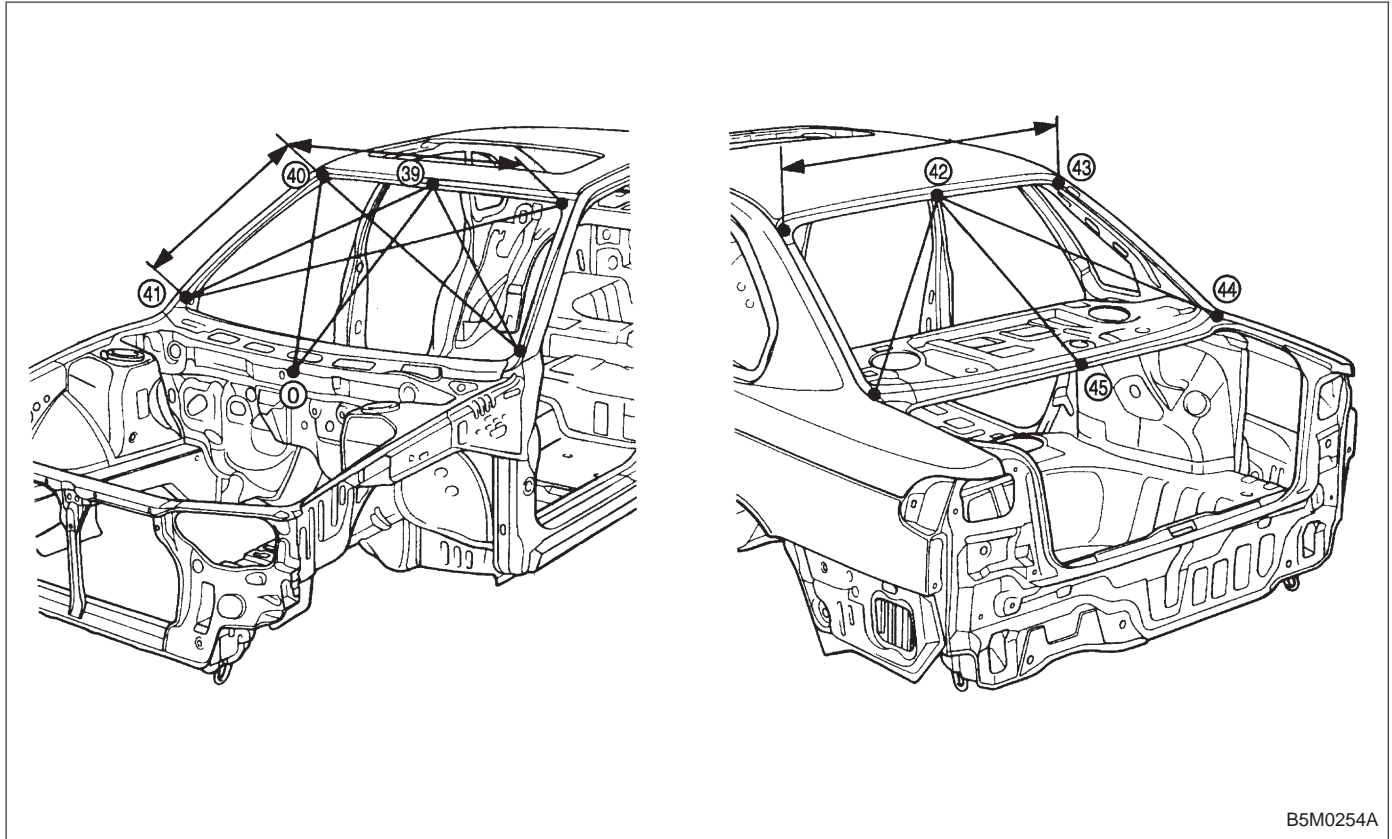
B5M0393A

Unit: mm (in)



B5M0253A

3. FRONT WINDSHIELD AND REAR WINDOW



B5M0254A

Unit: mm (in)

① — ③⑨ : 934 (36.77)

① — ④⑩_R } : 1,133 (44.61)
 ① — ④⑩_L }

③⑨ — ④①_R } : 940 (37.01)
 ③⑨ — ④①_L }

④⑩_R — ④⑩_L : 1,076 (42.36)

④⑩_R — ④①_L } : 1,411 (55.55)
 ④①_R — ④⑩_L }

④⑩_R — ④①_R } : 700 (27.56)
 ④⑩_L — ④①_L }

④①_R — ④①_L : 1,396 (54.96)

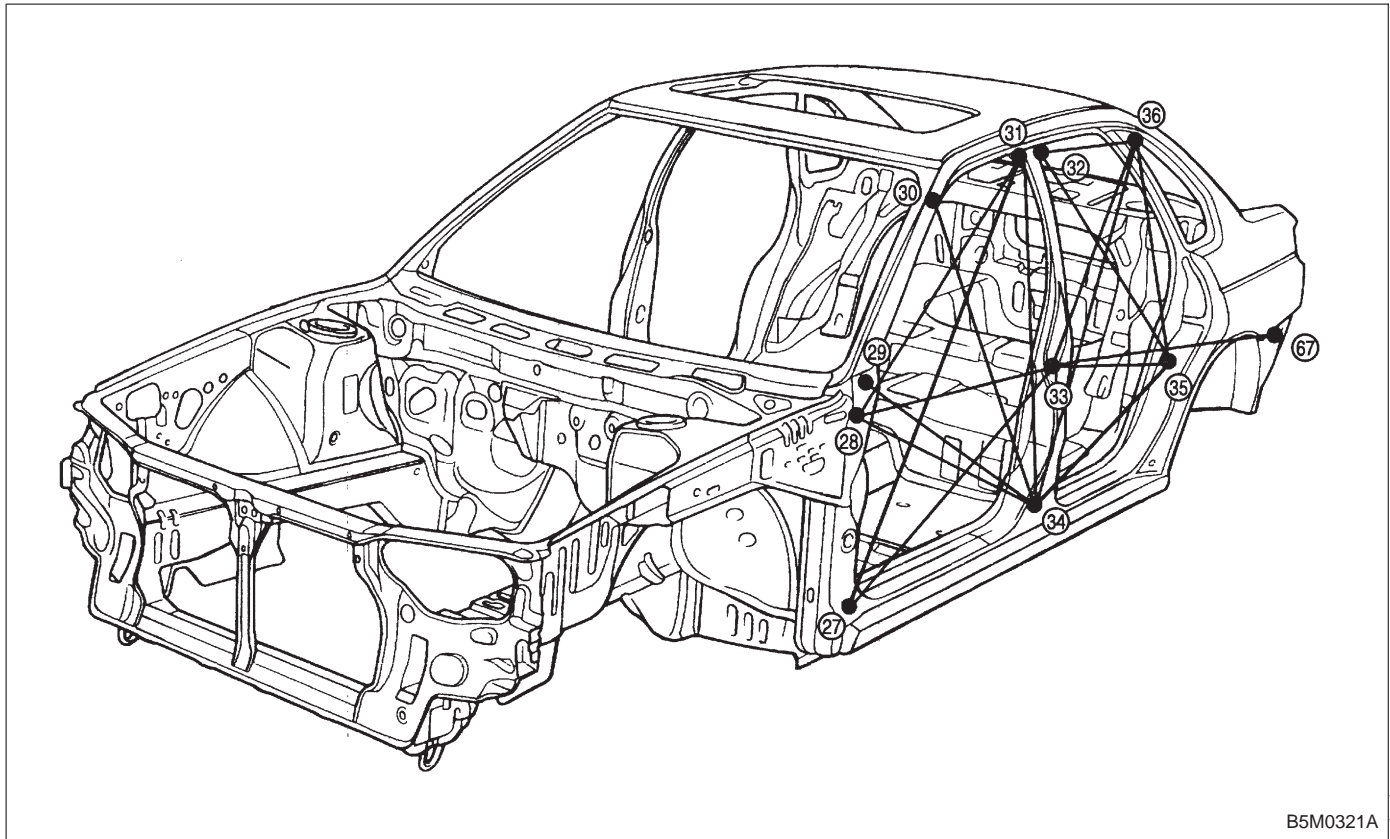
④② — ④④_R } : 871 (34.29)
 ④② — ④④_L }

④② — ④⑤ : 760 (29.92)

④③_R — ④③_L : 986 (38.82)

④④_R — ④④_L : 1,216 (47.87)

4. DOORS



B5M0321A

Unit: mm (in)

$$\left. \begin{matrix} \textcircled{27}_R - \textcircled{31}_R \\ \textcircled{27}_L - \textcircled{31}_L \end{matrix} \right\} : 1,445 (56.89)$$

$$\left. \begin{matrix} \textcircled{28}_R - \textcircled{34}_R \\ \textcircled{28}_L - \textcircled{34}_L \end{matrix} \right\} : 1,029 (40.51)$$

$$\left. \begin{matrix} \textcircled{34}_R - \textcircled{36}_R \\ \textcircled{34}_L - \textcircled{36}_L \end{matrix} \right\} : 1,193 (46.97)$$

$$\left. \begin{matrix} \textcircled{27}_R - \textcircled{33}_R \\ \textcircled{27}_L - \textcircled{33}_L \end{matrix} \right\} : 1,087 (42.80)$$

$$\left. \begin{matrix} \textcircled{29}_R - \textcircled{34}_R \\ \textcircled{29}_L - \textcircled{34}_L \end{matrix} \right\} : 1,020 (40.16)$$

$$\left. \begin{matrix} \textcircled{32}_R - \textcircled{35}_R \\ \textcircled{32}_L - \textcircled{35}_L \end{matrix} \right\} : 870 (34.25)$$

$$\left. \begin{matrix} \textcircled{27}_R - \textcircled{34}_R \\ \textcircled{27}_L - \textcircled{34}_L \end{matrix} \right\} : 921 (36.26)$$

$$\left. \begin{matrix} \textcircled{30}_R - \textcircled{34}_R \\ \textcircled{30}_L - \textcircled{34}_L \end{matrix} \right\} : 974 (38.35)$$

$$\left. \begin{matrix} \textcircled{33}_R - \textcircled{35}_R \\ \textcircled{33}_L - \textcircled{35}_L \end{matrix} \right\} : 891 (35.08)$$

$$\left. \begin{matrix} \textcircled{28}_R - \textcircled{31}_R \\ \textcircled{28}_L - \textcircled{31}_L \end{matrix} \right\} : 1,246 (49.06)$$

$$\left. \begin{matrix} \textcircled{31}_R - \textcircled{34}_R \\ \textcircled{31}_L - \textcircled{34}_L \end{matrix} \right\} : 931 (36.65)$$

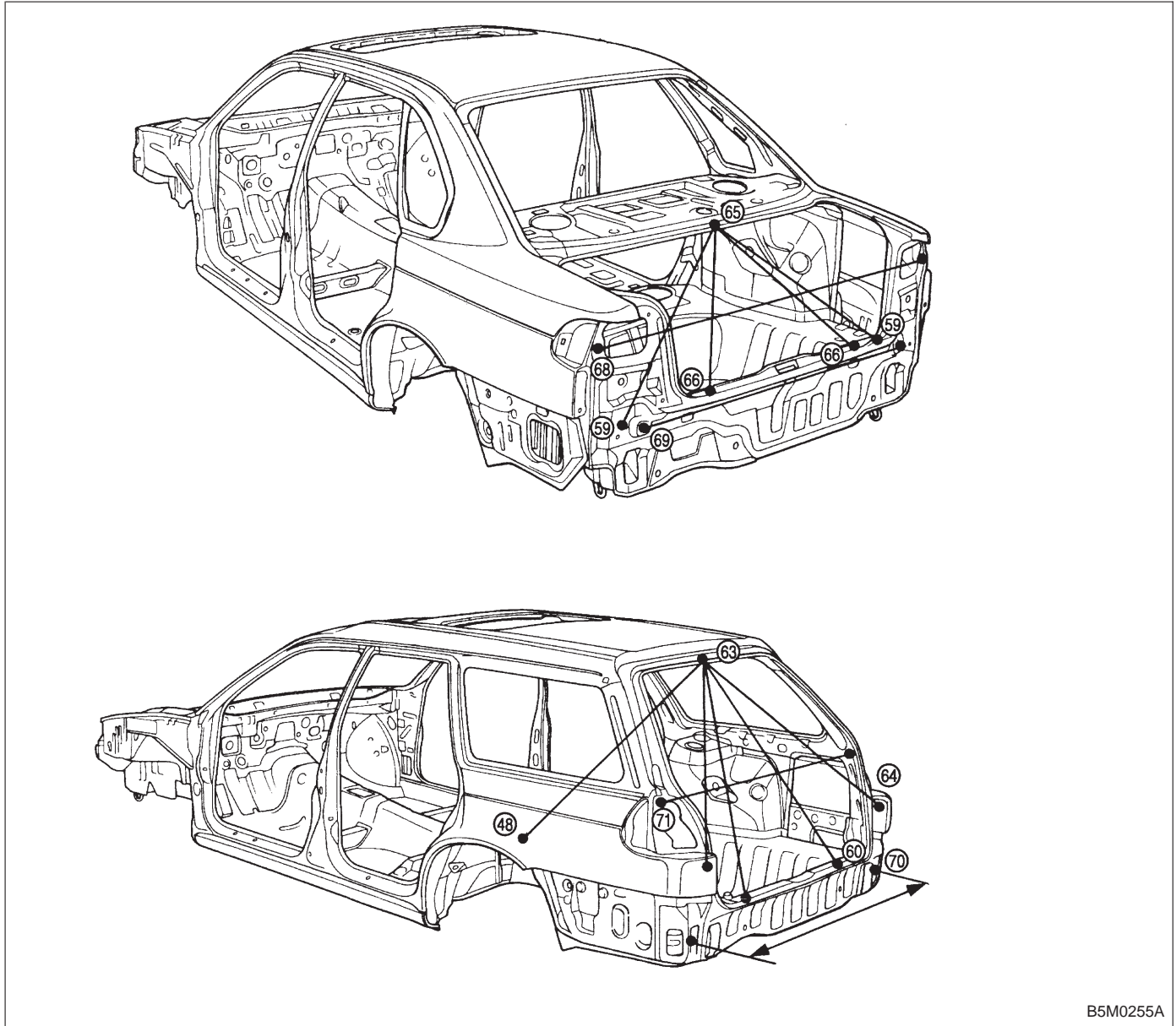
$$\left. \begin{matrix} \textcircled{35}_R - \textcircled{36}_R \\ \textcircled{35}_L - \textcircled{36}_L \end{matrix} \right\} : 471 (18.54)$$

$$\left. \begin{matrix} \textcircled{28}_R - \textcircled{33}_R \\ \textcircled{28}_L - \textcircled{33}_L \end{matrix} \right\} : 1,043 (41.06)$$

$$\left. \begin{matrix} \textcircled{34}_R - \textcircled{35}_R \\ \textcircled{34}_L - \textcircled{35}_L \end{matrix} \right\} : 1,101 (43.35)$$

$$\left. \begin{matrix} \textcircled{33}_R - \textcircled{67}_R \\ \textcircled{33}_L - \textcircled{67}_L \end{matrix} \right\} : 1,773 (69.80)$$

5. TRUNK LID AND REAR GATE



B5M0255A

Unit: mm (in)

TRUNK LID

⑥⑧_R — ⑥⑧_L : 1,346 (52.99)

⑥⑨_R — ⑥⑨_L : 1,080 (42.52)

⑥⑤ — ⑥⑨_R : 771 (30.35)

⑥⑤ — ⑥⑨_L : 785 (30.91)

⑥⑤ — ⑥⑥_R : 592 (23.31)

⑥⑤ — ⑥⑥_L : 604 (23.78)

REAR GATE

④⑧ — ⑥⑥_R } : 1,707 (67.20)
 ④⑧ — ⑥⑥_L }

④⑧ — ⑥③ : 1,466 (57.72)

⑥④_R — ⑥④_L : 1,213 (47.76)

⑥③ — ⑥④_R } : 990 (38.98)
 ⑥③ — ⑥④_L }

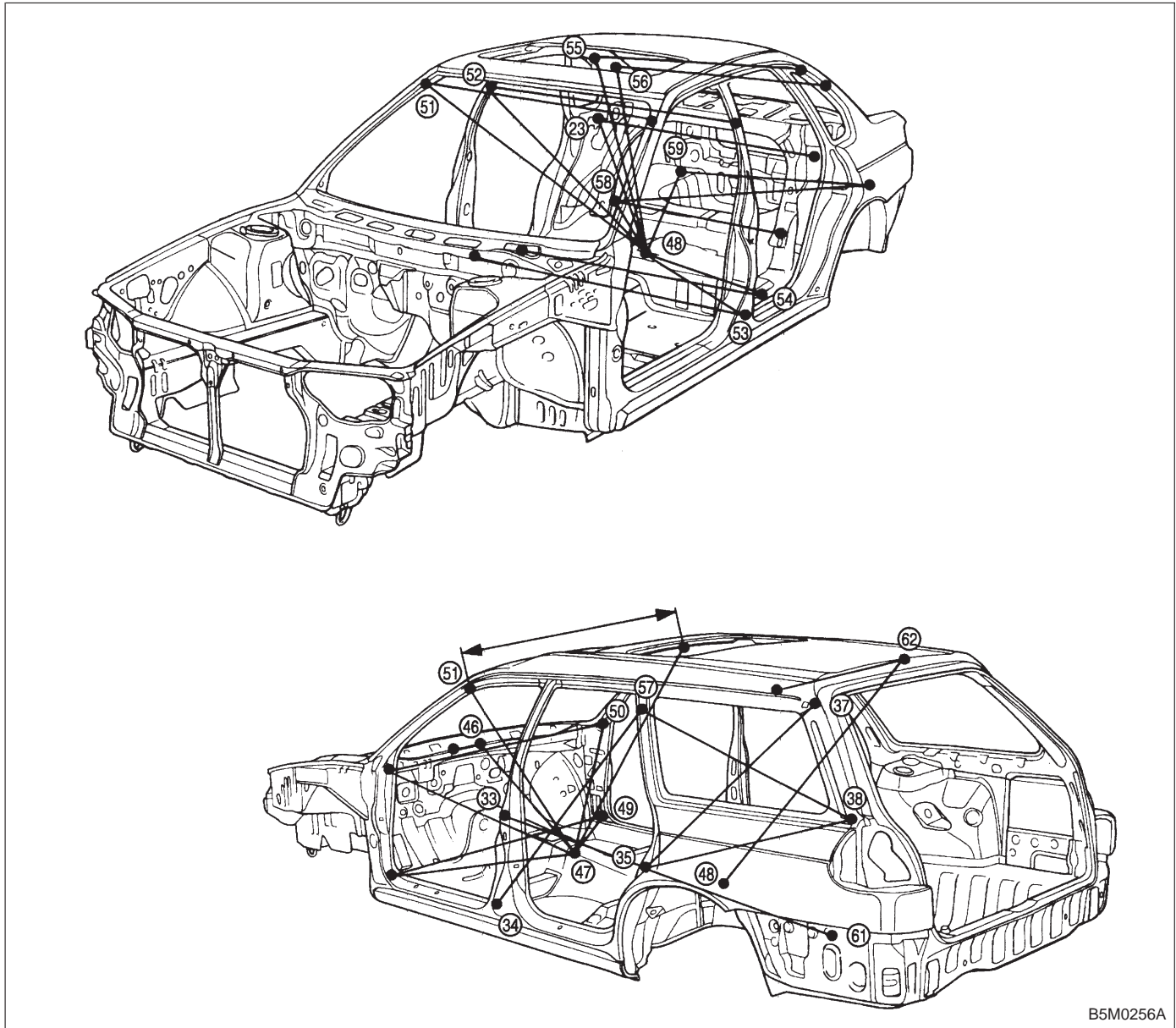
⑥③ — ⑥⑥_R } : 1,003 (39.49)
 ⑥③ — ⑥⑥_L }

⑥⑥_R — ⑥④_L } : 984 (38.74)
 ⑥⑥_L — ⑥④_R }

⑦①_R — ⑦①_L : 1,393 (54.84)

⑦⑥_R — ⑦⑥_L : 1,320 (51.97)

6. COMPARTMENT



B5M0256A

Unit: mm (in)

④⑧ — ⑤① _R } : 1,315 (51.77)	④⑧ — ⑤⑧ _R } : 747 (29.41)	⑤⑧ _R — ⑤⑧ _L : 1,000 (39.37)	* ⑥② _R — ⑥② _L : 1,000 (39.37)
④⑧ — ⑤① _L } : 1,315 (51.77)	④⑧ — ⑤⑧ _L } : 747 (29.41)	⑤⑧ _R — ⑤⑨ _L } : 1,435 (56.50)	* ③⑤ _R — ③⑦ _R } : 805 (31.69)
④⑧ — ⑤② _R } : 1,033 (40.67)	④⑧ — ⑤⑨ _R } : 1,621 (63.82)	⑤⑨ _R — ⑤⑨ _L } : 1,115 (43.90)	* ③⑤ _L — ③⑦ _L } : 805 (31.69)
④⑧ — ⑤② _L } : 1,033 (40.67)	④⑧ — ⑤⑨ _L } : 1,621 (63.82)	④⑦ — ④⑥ : 840 (33.07)	* ③⑤ _R — ③⑧ _R } : 928 (36.54)
④⑧ — ⑤③ _R } : 866 (34.09)	⑤① _R — ⑤① _L : 1,148 (45.20)	④⑦ — ④⑨ _R : 905 (35.63)	* ③⑤ _L — ③⑧ _L } : 928 (36.54)
④⑧ — ⑤③ _L } : 866 (34.09)	⑤② _R — ⑤② _L : 1,153 (45.39)	④⑦ — ④⑨ _L : 913 (35.94)	* ④⑨ _R — ④⑨ _L : 1,399 (55.08)
④⑧ — ⑤④ _R } : 612 (24.09)	⑤③ _R — ⑤③ _L : 1,534 (60.39)	④⑦ — ⑤⑦ _R : 981 (38.62)	* ⑤⑦ _R — ⑤⑦ _L } : 1,207 (47.52)
④⑧ — ⑤④ _L } : 612 (24.09)	⑤④ _R — ⑤④ _L : 1,220 (48.03)	④⑦ — ⑤⑦ _L : 988 (38.90)	* ③④ _R — ③⑦ _R } : 1,207 (47.52)
④⑧ — ⑤⑤ _R } : 1,120 (44.09)	②③ _R — ⑤④ _L } : 1,520 (59.84)	④⑦ — ⑤① _R : 992 (39.06)	* ③④ _L — ③⑦ _L } : 1,207 (47.52)
④⑧ — ⑤⑤ _L } : 1,120 (44.09)	②③ _L — ⑤④ _R } : 1,520 (59.84)	④⑦ — ⑤① _L : 998 (39.29)	* ③⑤ _R — ③⑦ _R } : 461 (18.15)
④⑧ — ⑤⑥ _R } : 1,201 (47.28)	⑤⑤ _R — ⑤⑤ _L : 1,037 (40.83)	* ④⑧ — ⑥② _R } : 1,327 (52.24)	* ③⑤ _L — ③⑦ _L } : 461 (18.15)
④⑧ — ⑤⑥ _L } : 1,201 (47.28)	⑤⑥ _R — ⑤⑥ _L : 1,206 (47.48)		* ③③ _R — ③① _R } : 1,773 (69.80)
④⑧ — ②③ _R } : 1,065 (41.93)	②③ _R — ②③ _L : 1,210 (47.64)		* ③③ _L — ③① _L } : 1,773 (69.80)
④⑧ — ②③ _L } : 1,065 (41.93)			*: Wagon only