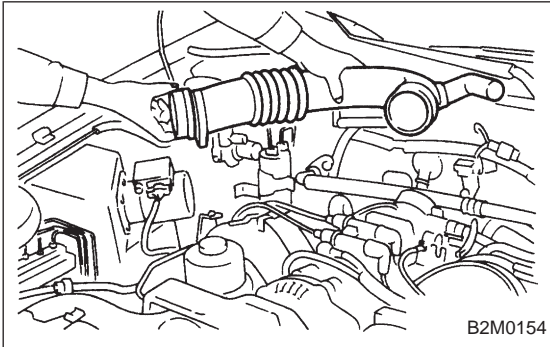


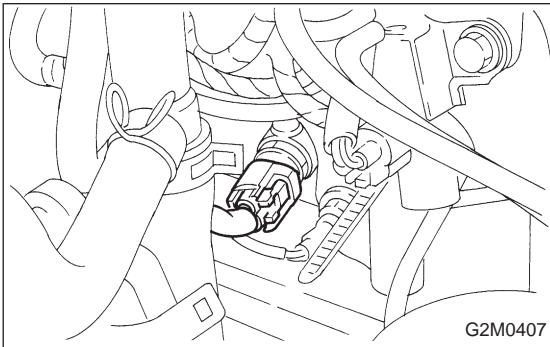
- 18) Install air cleaner element, air cleaner upper cover and air intake duct.
- 19) Connect connector to mass air flow sensor.



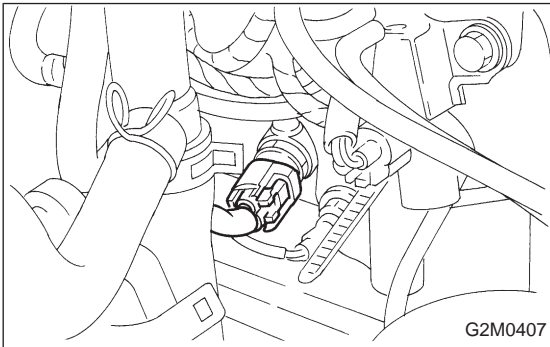
5. Engine Coolant Temperature Sensor

A: REMOVAL AND INSTALLATION

- 1) Remove air intake duct.




- 2) Disconnect connector from engine coolant temperature sensor.
- 3) Remove engine coolant temperature sensor.



- 4) Installation is in the reverse order of removal.

Tightening torque:

$25 \pm 3 \text{ N}\cdot\text{m}$ ($2.5 \pm 0.3 \text{ kg}\cdot\text{m}$, $18.1 \pm 2.2 \text{ ft}\cdot\text{lb}$)



6. Crankshaft Position Sensor

A: REMOVAL AND INSTALLATION

- 1) Remove bolt which install crankshaft position sensor to cylinder block.