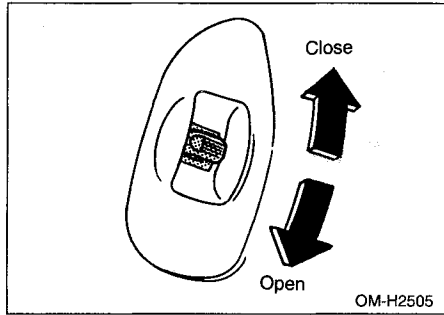


■ Passengers' switches



When the lock switch on the power window switch cluster, located on the driver's side door, is in the "LOCK" position, the passengers' windows cannot be operated with the passengers' switches.

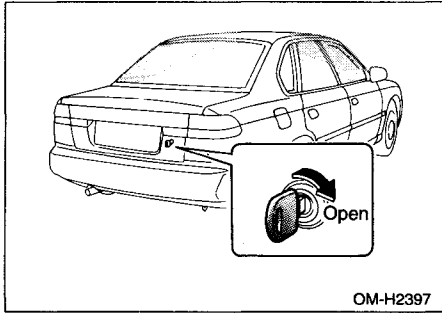
To open the window, push the switch down and hold it until the window reaches the desired position. To close the window, push the switch up and hold it until the window reaches the desired position.

Trunk lid (Sedan)

WARNING

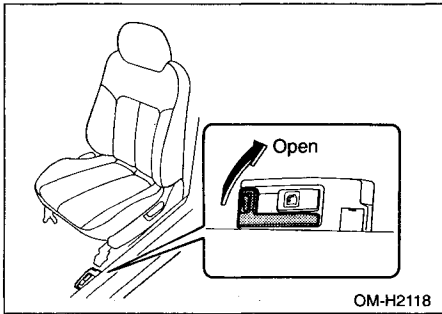
To prevent dangerous exhaust gas from entering the vehicle, always keep the trunk lid closed while driving.

■ To open and close the trunk lid from outside



To open the trunk lid from outside, insert the key and turn it clockwise. To close the trunk lid, lightly press the trunk lid down until the latch engages.

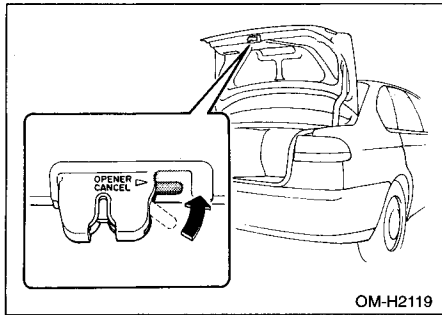
■ To open the trunk lid from inside (if your vehicle is equipped with inside trunk lid release)



Pull the trunk lid release lever upward.

– CONTINUED –

▼ To cancel the trunk lid release



The inside trunk lid release can be cancelled to help prevent unauthorized entry into the trunk. To cancel the trunk lid release, set the lid release cancel lever (located on the inside of the trunk lid, mounted to the trunk lid latch) to the "CANCEL" position. When this lock is in the "CANCEL" position, the trunk can be opened only by the master key.