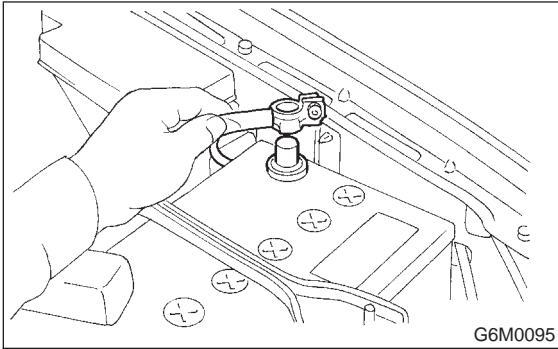



6. Engine Oil Pressure

A: MEASUREMENT

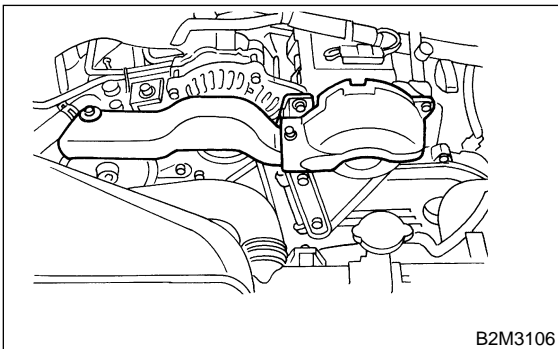
- 1) Disconnect battery ground cable.



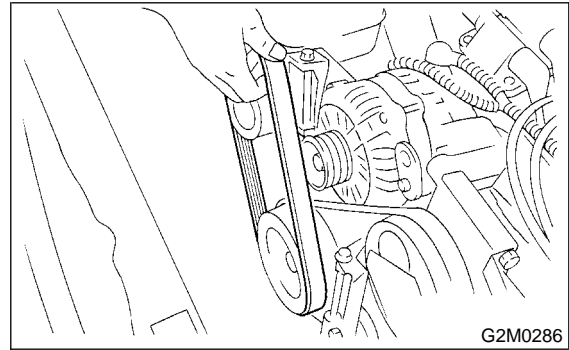
- 2) Remove generator from bracket.
(1) Disconnect connector and terminal from generator.



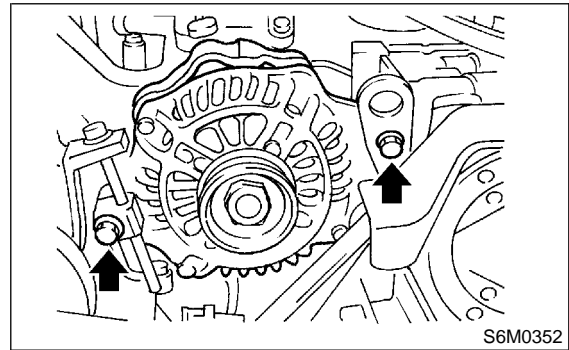
- (2) Remove V-belt cover.



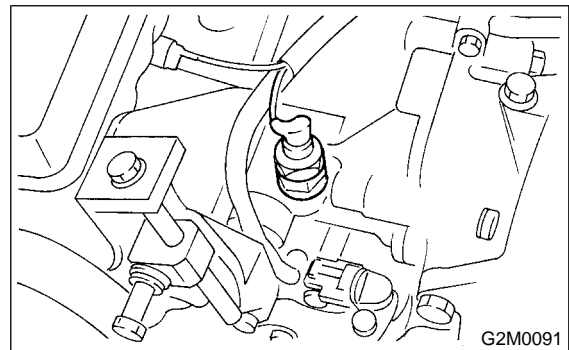
- (3) Loosen lock bolt and slider bolt, and remove front side V-belt.



- (4) Remove generator lock bolt.
(5) Remove bolt which install generator on bracket.



- 3) Disconnect connector from oil pressure switch.
4) Remove oil pressure switch from engine cylinder block. <Ref. to 2-4 [W3A0].>



- 5) Connect oil pressure gauge hose to cylinder block.