

## 9. Antenna S901463

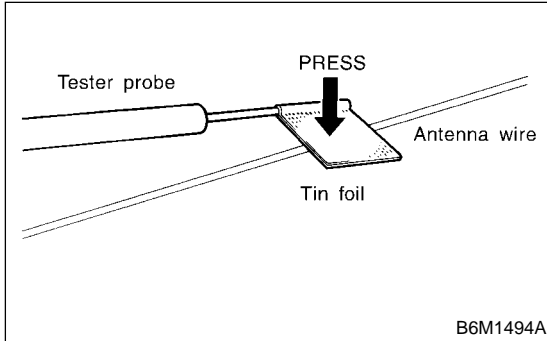
### A: INSPECTION S901463A10

Check continuity between antenna terminal and each antenna wire.

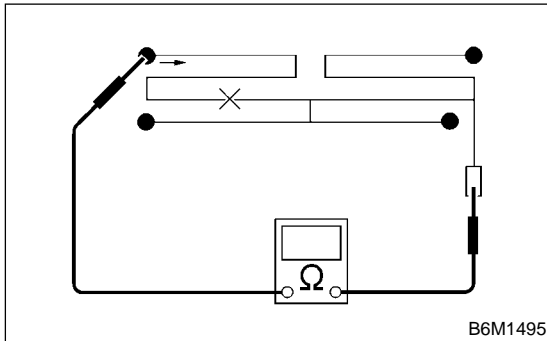
If an antenna wire is OK, continuity should exist. If an antenna wire is broken, no continuity should exist.

**NOTE:**

When checking continuity, wind a piece of tin foil around the tip of the tester probe and press the foil against the wire with your finger.

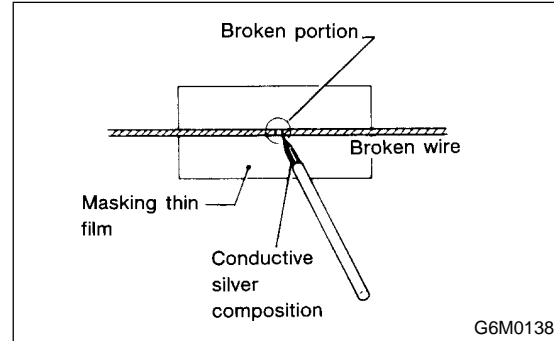


To locate the broken point, move the probe along the antenna wire.



### B: REPAIR S901463A19

- 1) Clean antenna wire and the surrounding area with a cloth dampened by alcohol.
- 2) Paste a thin masking film on glass along the broken wire.
- 3) Deposit conductive silver composition (DUPONT NO. 4817) on the broken portion with a drawing pen.



- 4) Dry out the deposited portion.
- 5) After repair has been completed, check repaired wire for continuity.