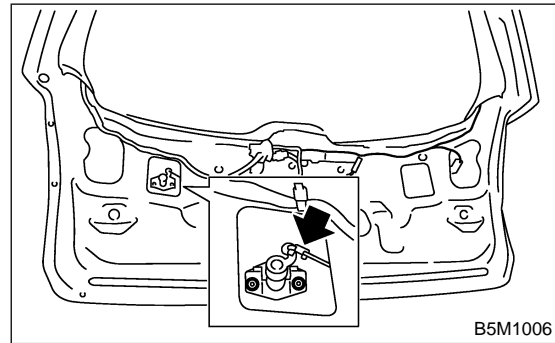
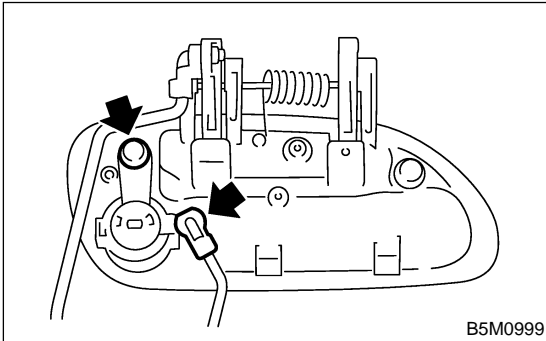


20. Key Lock Cylinders S909326

A: REPLACEMENT S909326A20

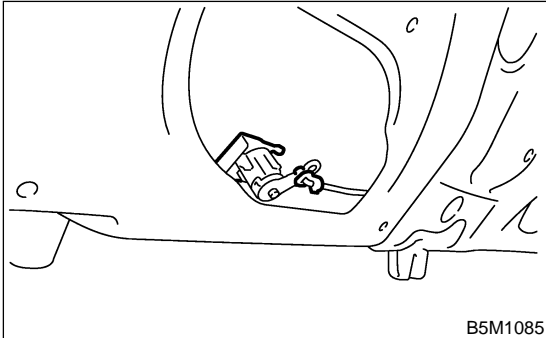
1. FRONT DOOR S909326A2001

- 1) Remove the door trim. <Ref. to EI-32 REMOVAL, Front Door Trim.>
- 2) Pull back the sealing cover.
- 3) Remove the rod clamp. Remove the bolt. Replace the key cylinder.



2. TRUNK LID S909326A2002

- 1) Remove the trunk trim. <Ref. to EI-51 REMOVAL, Trunk Trim.>
- 2) Remove the rod clamp. Remove the nut. Replace the key cylinder.



3. REAR GATE S909326A2003

- 1) Remove the rear gate lower trim. <Ref. to EI-49 REMOVAL, Rear Gate Trim.>
- 2) Remove the rod clamp. Remove the nut. Replace the key cylinder.