

# READ DIAGNOSTIC TROUBLE CODE

ABS (DIAGNOSTICS)

## 8. Read Diagnostic Trouble Code

S006508

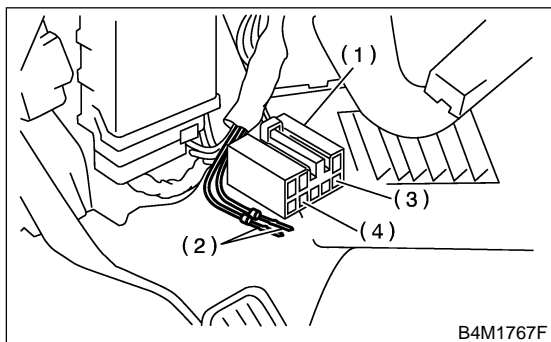
### A: OPERATION

S006508A16

#### 1. WITHOUT SUBARU SELECT MONITOR

S006508A1602

1) Take out diagnosis connector from side of driver's seat heater unit.



- (1) Diagnosis connector
- (2) Diagnosis terminal
- (3) 8 terminal
- (4) 5 terminal

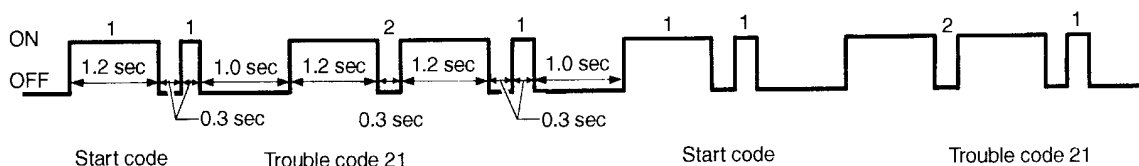
6) After the start code (11) is shown, the trouble codes will be shown in order of the last information first. These repeat for a maximum of 3 minutes.

#### NOTE:

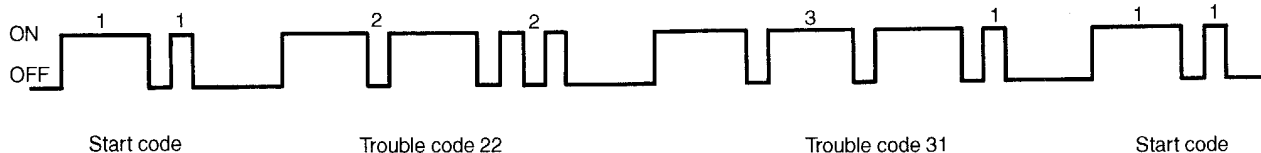
- When there are no trouble codes in memory, only the start code (11) is shown.
- When on-board diagnosis of the ABS control module detects a problem, the information (up to a maximum of three) will be stored in the EEP ROM as a trouble code. When there are more than three, the most recent three will be stored. (Stored codes will stay in memory until they are cleared.)

Example of code indication

Trouble code: 21



Trouble code: 22, 31



B4M0232A

#### 2. WITH SUBARU SELECT MONITOR

S006508A1601

Refer to SUBARU SELECT MONITOR for information about how to obtain and understand trouble codes. <Ref. to ABS-16 Subaru Select Monitor.>