

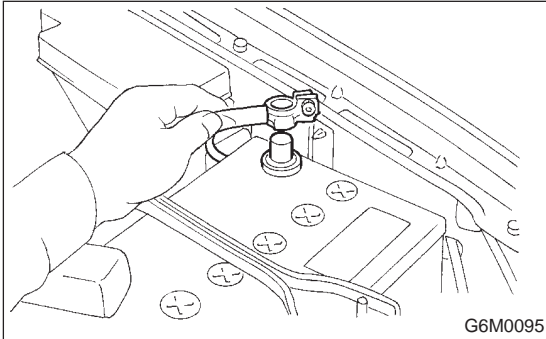
ENGINE COOLANT TEMPERATURE SENSOR

Fuel Injection (Fuel Systems)

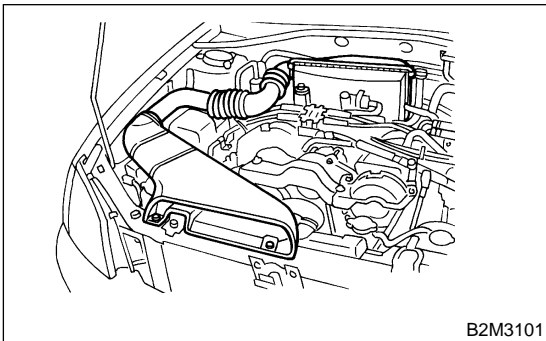
4. Engine Coolant Temperature Sensor S105047

A: REMOVAL S105047A18

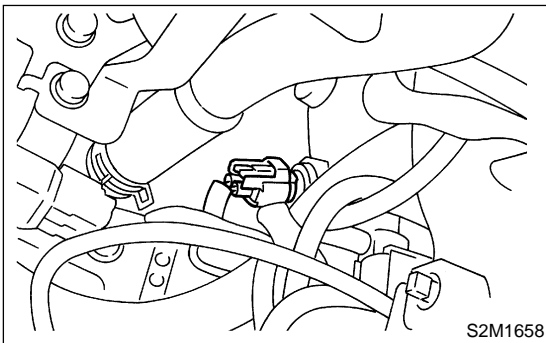
- 1) Disconnect battery ground cable.



- 2) Remove air intake duct and air cleaner assembly. <Ref. to IN(H4)-7 REMOVAL, Air Intake Duct.> and <Ref. to IN(H4)-6 REMOVAL, Air Cleaner Case.>



- 3) Disconnect connector from engine coolant temperature sensor.



- 4) Remove engine coolant temperature sensor.

B: INSTALLATION S105047A11

Install in the reverse order of removal.

Tightening torque:
16 N·m (0.16 kgf-m, 1.2 ft-lb)

