

ATMOSPHERIC PRESSURE SENSOR

Fuel Injection (Fuel Systems)

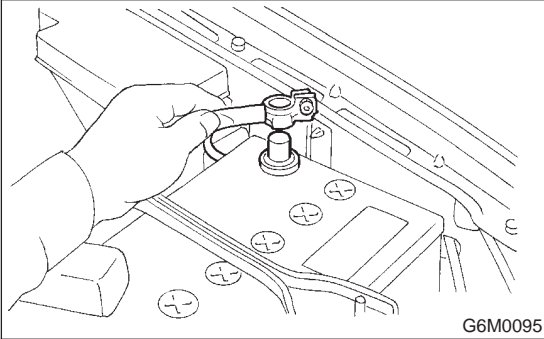
12. Atmospheric Pressure Sensor S105045

A: REMOVAL S105045A18

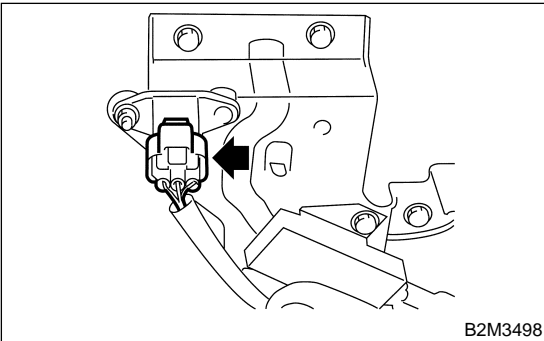
NOTE:

This sensor is installed on AT vehicles only.

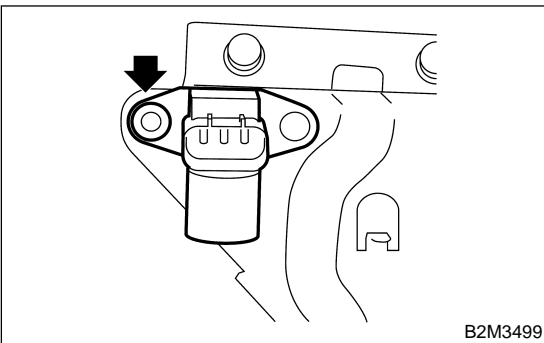
- 1) Disconnect battery ground cable.



- 2) Disconnect connector from atmospheric pressure sensor.



- 3) Remove atmospheric pressure sensor from bracket.



B: INSTALLATION S105045A11

Install in the reverse order of removal.

Tightening torque:

6.4 N·m (0.65 kgf-m, 4.7 ft-lb)

