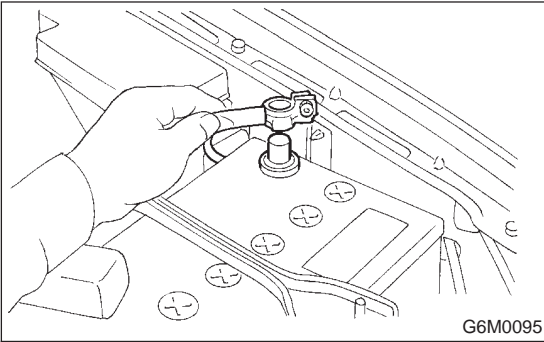


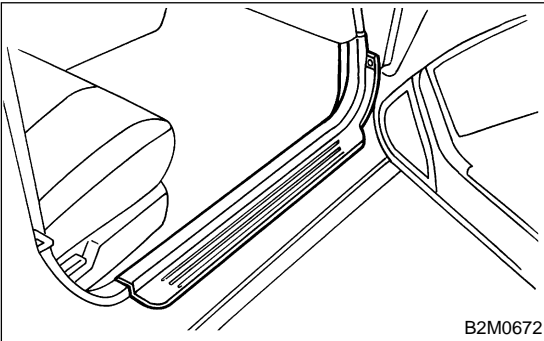
## 19. Main Relay S105060

### A: REMOVAL S105050A18

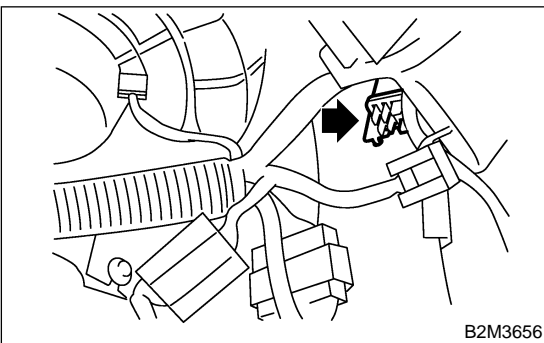
- 1) Disconnect battery ground cable.



- 2) Remove lower inner trim of passenger side.  
<Ref. to EI-43 REMOVAL, Lower Inner Trim.>



- 3) Disconnect connectors from main relay.
- 4) Remove bolt which holds main relay bracket on body.



### B: INSTALLATION S105050A11

Install in the reverse order of removal.