

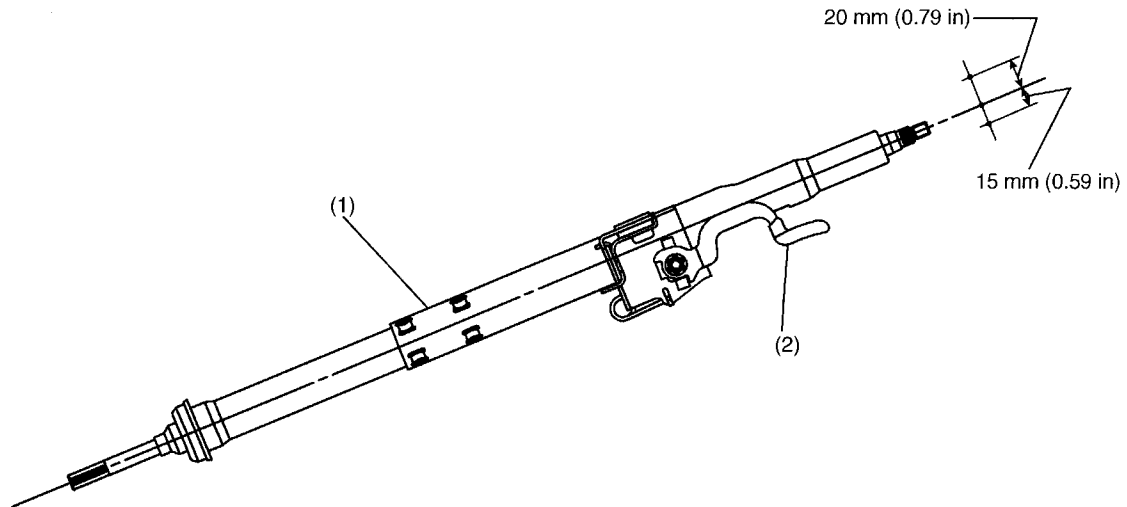
TILT STEERING COLUMN

Power Assisted System (Power Steering)

1. Tilt Steering Column

A: TILT MECHANISM

- The steering wheel vertical position can be adjusted within a 35 mm (1.38 in) range by using the tilt lever to unlock the steering column and lock it again at the desired position.



B4H1716B

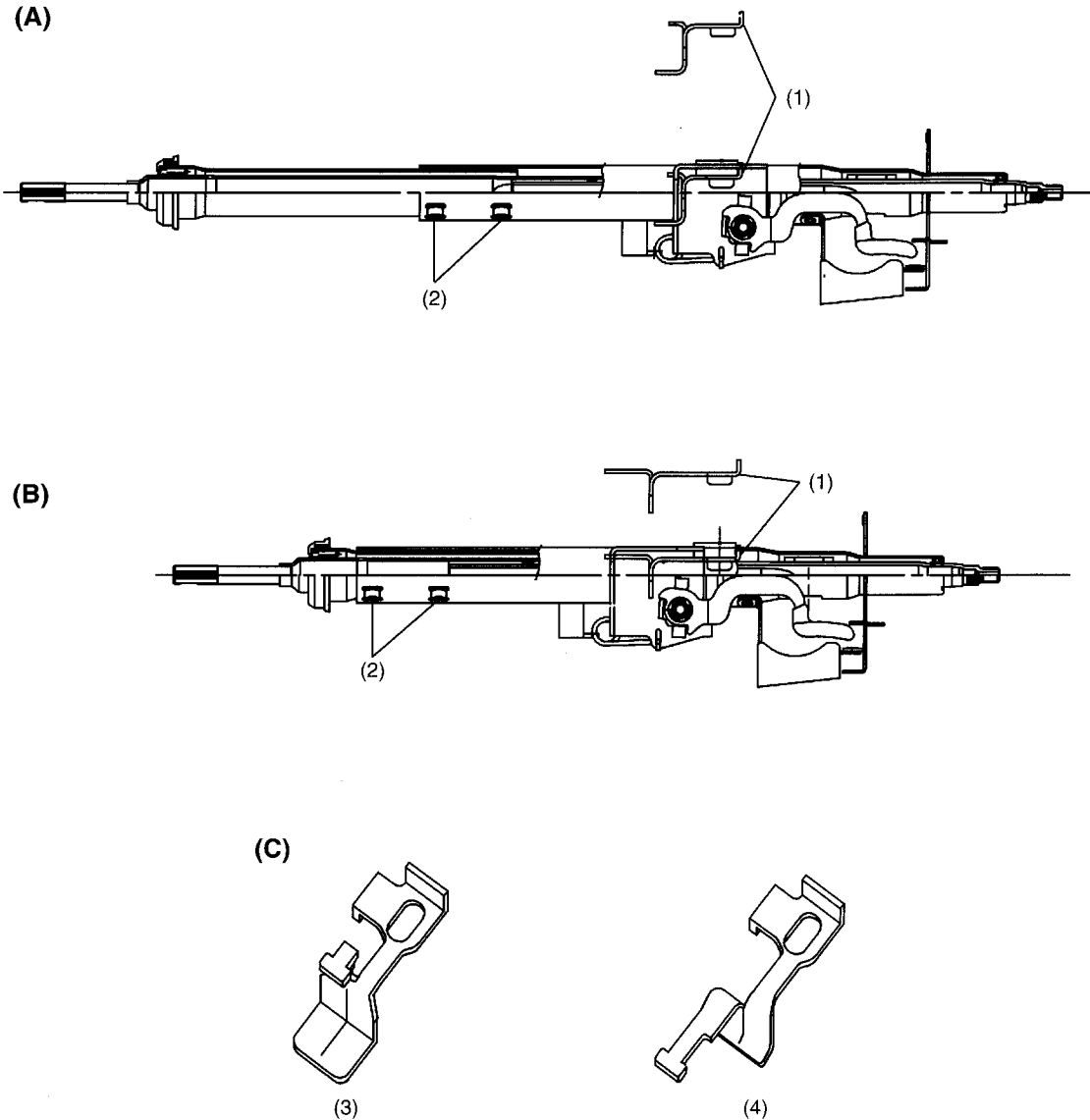
- (1) Tilt steering column
- (2) Tilt lever

TILT STEERING COLUMN

Power Assisted System (Power Steering)

B: ENERGY-ABSORBING MECHANISM

- To absorb the backward movement energy generated in the engine in the event of a frontal collision, an elliptical fitting type steering column pipe has been adopted. When an impact load exceeding a certain level is applied to the steering column, the elliptical fittings crash and their ends come in contact with each other. The column bending load is supported by the fittings.
- Another measure to alleviate impact on the driver in the event of a collision is the ripping plate which is located between the steering column and the tilt bracket attached to the steering support beam. When a large impact load is applied to the steering column, the ripping plate is deformed and torn progressively. The impact energy is absorbed during this process.



- (A) Before absorption of impact energy
(B) After absorption of impact energy
(C) Ripping plate

- (1) Ripping plate
(2) Elliptical fitting
(3) Before ripping
(4) After ripping

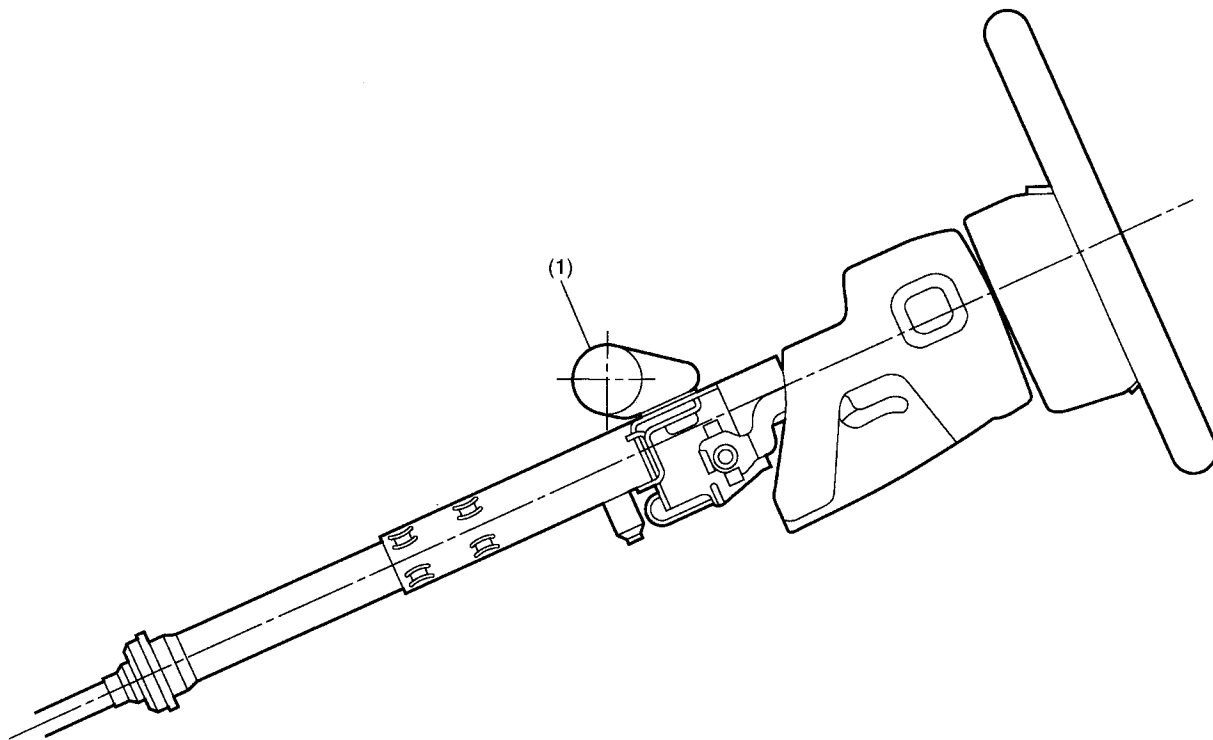
B4H1717B

TILT STEERING COLUMN

Power Assisted System (Power Steering)

C: STEERING SUPPORT BEAM

The steering column is held in position by a support beam which is installed crosswise in the vehicle body at a level close to the steering wheel to reduce the overhang distance of the steering wheel from the supporting point of the column. The steering shaft upper bearing is also located close to the steering wheel to increase supporting efficiency as well as to minimize vibration of the steering wheel.



B4H1718B

(1) Steering support beam