

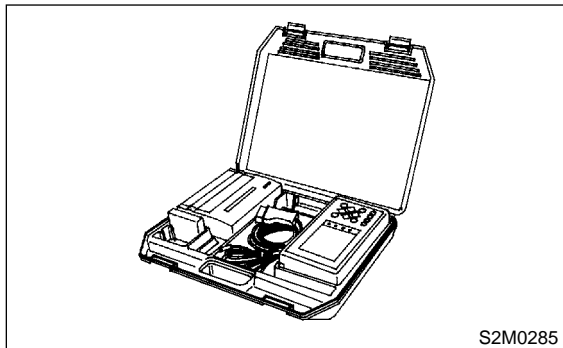
## 14. Compulsory Valve Operation Check Mode

S048528

### A: OPERATION

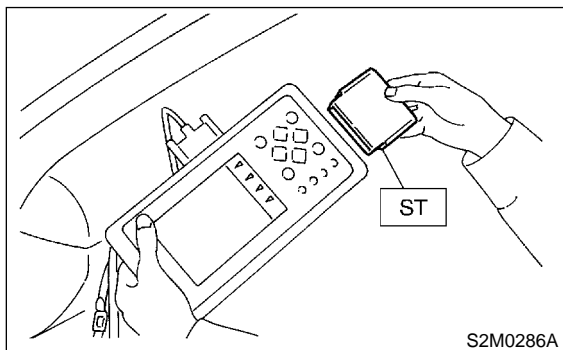
S048528A16

1) Prepare Subaru Select Monitor kit. <Ref. to EN(H6)-8 PREPARATION TOOL, General Description.>

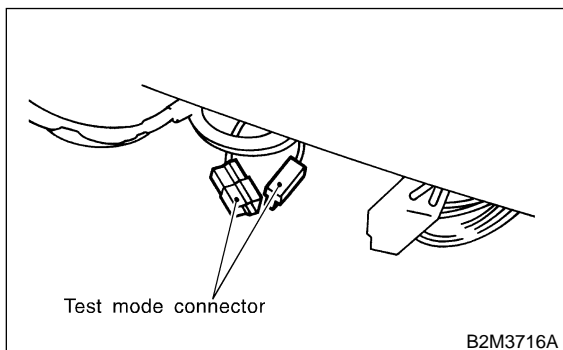


2) Connect diagnosis cable to Subaru Select Monitor.

3) Insert cartridge into Subaru Select Monitor. <Ref. to EN(H6)-8 PREPARATION TOOL, General Description.>

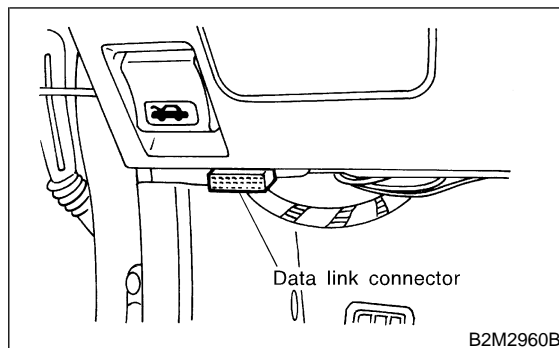


4) Connect test mode connector at the lower portion of instrument panel (on the driver's side), to the side of the center console box.



5) Connect Subaru Select Monitor to data link connector.

(1) Connect Subaru Select Monitor to data link connector located in the lower portion of the instrument panel (on the driver's side).

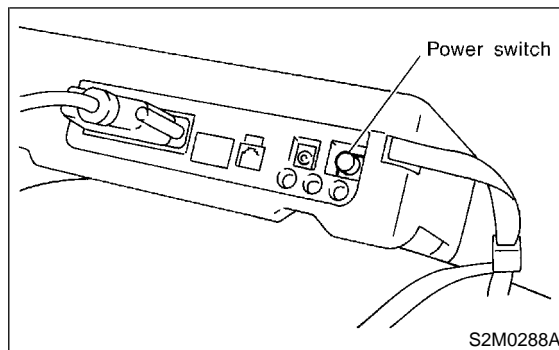


(2) Connect diagnosis cable to data link connector.

### CAUTION:

**Do not connect scan tools except for Subaru Select Monitor and OBD-II general scan tool.**

6) Turn ignition switch to ON (engine OFF) and Subaru Select Monitor switch to ON.



7) On the «Main Menu» display screen, select the {2. Each System Check} and press the [YES] key.

8) On the «System Selection Menu» display screen, select the {Engine Control System} and press the [YES] key.

9) Press the [YES] key after displayed the information of engine type.

10) On the «Engine Diagnosis» display screen, select the {System Operation Check Mode} and press the [YES] key.

11) On the «System Operation Check Mode» display screen, select the {Actuator ON/OFF Operation} and press the [YES] key.

12) Select the desired compulsory actuator on the «Actuator ON/OFF Operation» display screen and press the [YES] key.

13) Pressing the [NO] key completes the compulsory operation check mode. The display will then return to the «Actuator ON/OFF Operation» screen.

# COMPULSORY VALVE OPERATION CHECK MODE

Engine (DIAGNOSTICS)

---

- A list of the support data is shown in the following table.

Contents	Display
Compulsory fuel pump relay operation check	Fuel Pump Relay
Compulsory radiator fan relay operation check	Radiator Fan Relay
Compulsory air conditioning relay operation check	A/C Compressor Relay
Compulsory purge control solenoid valve operation check	CPC Solenoid Valve
Compulsory pressure control solenoid valve operation check	PCV Solenoid Valve
Compulsory drain valve operation check	Vent Control Solenoid Valve

NOTE:

- The following parts will be displayed but not functional because they are not installed on the vehicle.

Display
AAI Solenoid Valve
ASV Solenoid Valve
FICD Solenoid
Pressure Switching Sol. 1
Pressure Switching Sol. 2

- For detailed operation procedure, refer to the SUBARU SELECT MONITOR OPERATION MANUAL.

# COMPULSORY VALVE OPERATION CHECK MODE

Engine (DIAGNOSTICS)

---

MEMO: