

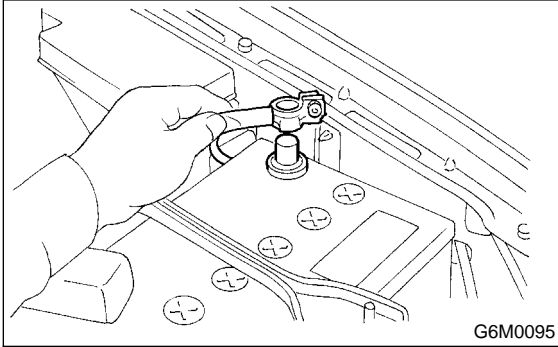
# AIR INTAKE CHAMBER

Intake (Induction)

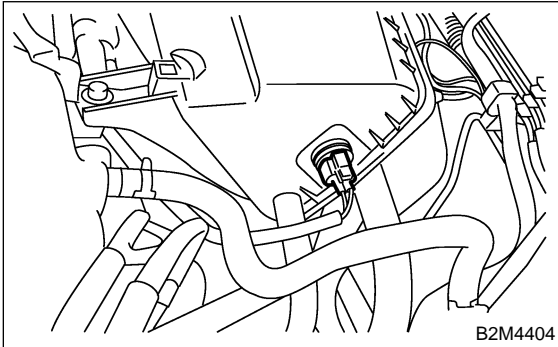
## 3. Air Intake Chamber S144757

### A: REMOVAL S144757A18

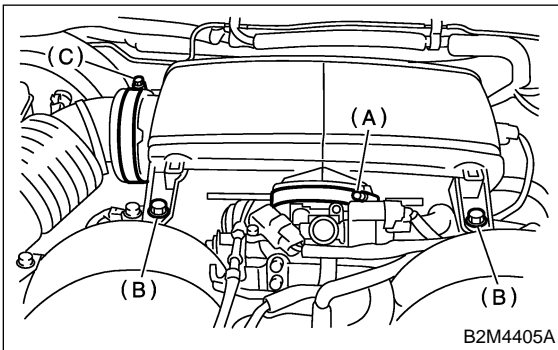
- 1) Disconnect battery ground cable.



- 2) Disconnect connector from intake air temperature sensor.



- 3) Loosen clamp (A) which connects air intake chamber to throttle body.
- 4) Remove bolts (B) which install air intake chamber to stays.
- 5) Loosen clamp (C) which connects air intake chamber to air intake boot.



- 6) Disconnect hoses from air intake chamber.
- 7) Remove air cleaner case.

### B: INSTALLATION S144757A11

Install in the reverse order of removal.

### C: INSPECTION S144757A10

Inspect for cracks and loose connections.