

## 1. Note SA03676

### A: NOTE SA03676A15

This is information that can improve efficiency of maintenance and assure sound work.

#### 1. FASTENER NOTICE SA03676A1501

Fasteners are used to prevent parts from damage and dislocation due to looseness. Fasteners must be tightened to the specified torque.

Do not apply paint, lubricant, rust retardant, or other substances to the surface around bolts, fasteners, etc. Doing so will make it difficult to obtain the correct torque and result in looseness and other problems.

#### 2. STATIC ELECTRICITY DAMAGE SA03676A1502

Do not touch the ECM, connectors, logic boards, and other such parts when there is a risk of static electricity. Always use a static electricity prevention cord or touch grounded metal before conducting work.

#### 3. IGNITION OFF BATTERY SA03676A1503

When removing the battery cables, always be sure to turn the ignition off to prevent electrical damage to the ECM from rush current.

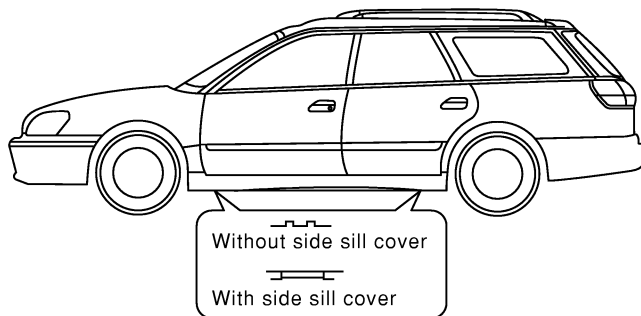
#### 4. SERVICE PARTS SA03676A1504

Use authentic service parts for maximum performance and maintenance, when conducting repairs. Subaru/FHI will not be responsible for poor performance resulting from the use of parts not specified by a genuine dealer.

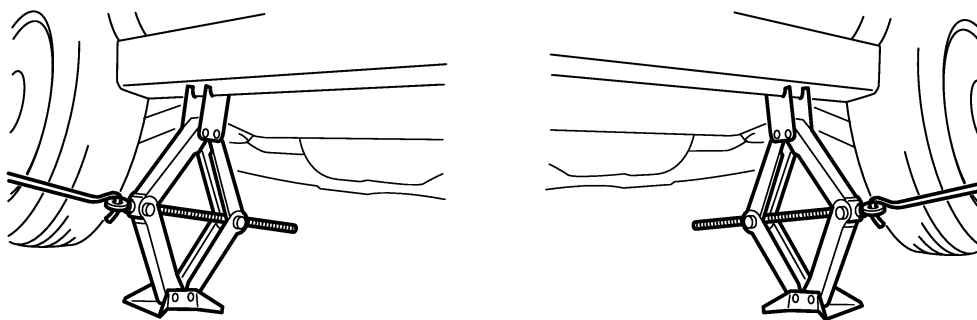
**5. LIFTS AND JACKS** SA03676A1505

When using a lift or jack-ridged rack to raise a vehicle, always follow instructions concerning jack-up points and weight limits to prevent the vehicle from falling, which could result in injury. Be especially careful to make sure the vehicle is balanced before raising it.

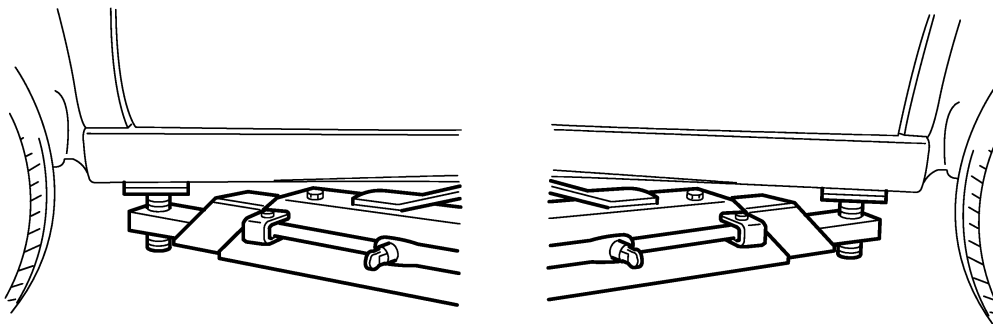
**Support locations**



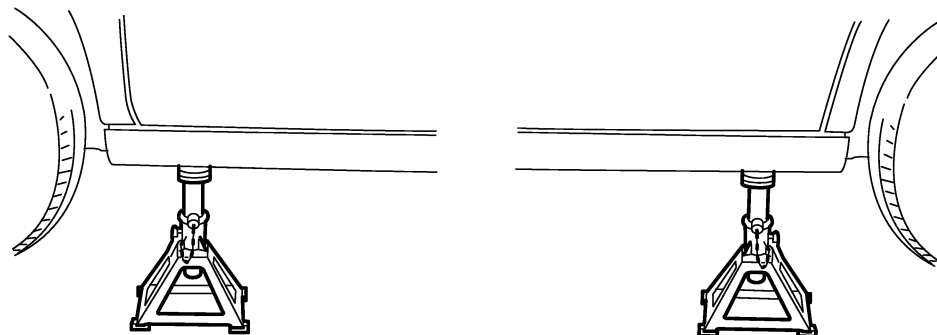
**Pantograph jack**



**Lift**



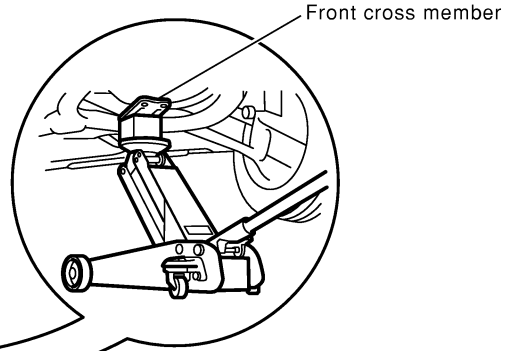

**Safety stand**




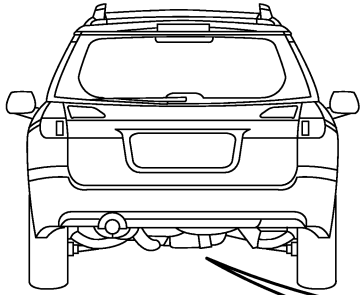
# NOTE

Note

**Front**



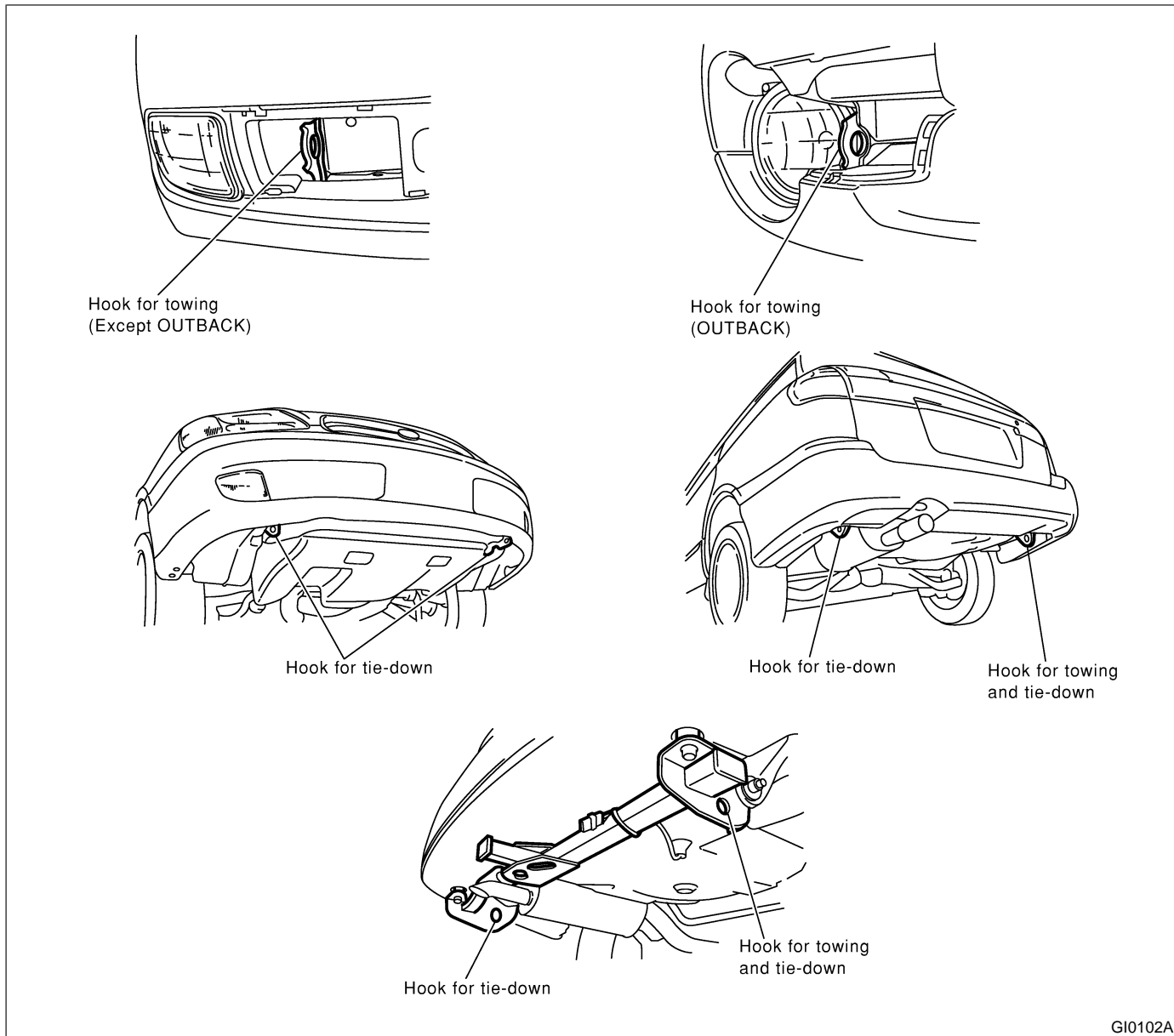
**Rear**

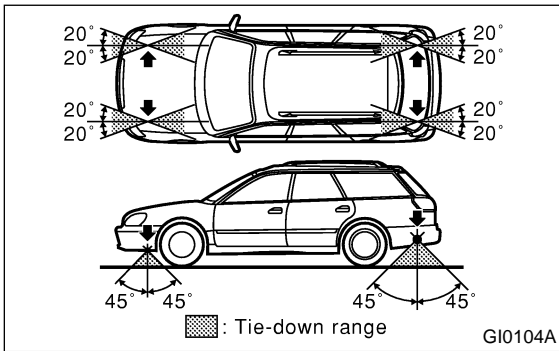
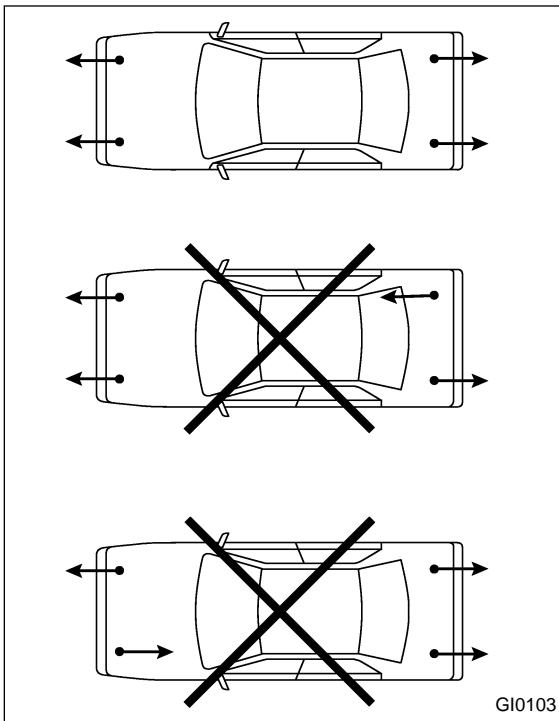


GI0101A

6. TIE DOWNS SA03676A1506

Tie downs are used when transporting vehicles and when using the chassis dynamo. Attach tie downs only to the specified points on the vehicle.





**7. TOWING** SA03676A1507

Avoid towing vehicles except when the vehicle cannot be driven. For vehicles with AWD, AT, or VTD, use a loader instead of towing. When towing other vehicles, to prevent excessive weight from damaging the hook or vehicle:

- Do not tow other vehicles with a front towing hook.
- Make sure the vehicle towing is heavier than the vehicle being towed.

**8. TRAINING** SA03676A1508

For information about training, contact a dealer or agent.

**9. GENERAL SCAN TOOL** SA03676A1509

Using general scan tools will greatly improve efficiency of repairing engine electronic controls. The Subaru Select Monitor can be used to diagnose the engine and also the ABS, the air conditioner, and other parts.