

53. Engine Wiring Harness and Transmission Cord S903447

A: LOCATION S903447A13

1. 4-CYLINDER ENGINE MT MODEL S903447A1301

Connector				Connecting to	
No.	Pole	Color	Area	No.	Name
E2	20	★	A-2	B21	Bulkhead wiring harness
E3	16	Brown	A-2	B22	Bulkhead wiring harness
E4	2	Blue	A-2		Purge control solenoid valve
E5	2	Gray	B-1		Injector #1
E6	2	Gray	A-2		Injector #3
E7	3	Gray	A-3		Idle air control solenoid valve
E8	3	★	B-2		Engine coolant temperature sensor and thermometer
E10	2	★	B-2		Crankshaft position sensor
E11	1	★	B-2		Oil pressure switch
E12	4	Dark gray	A-2		Ignition coil and ignitor
E13	3	Black	A-3		Throttle position sensor
E14	2	Gray	B-3		Knock sensor
E15	2	★	B-3		Camshaft position sensor
E16	2	Gray	B-3		Injector #2
E17	2	Gray	B-4		Injector #4
E19	2	★	B-2		Power steering oil pressure switch
E20	2	Black	A-3		Intake air temperature sensor
E21	3	★	A-3		Intake manifold pressure sensor

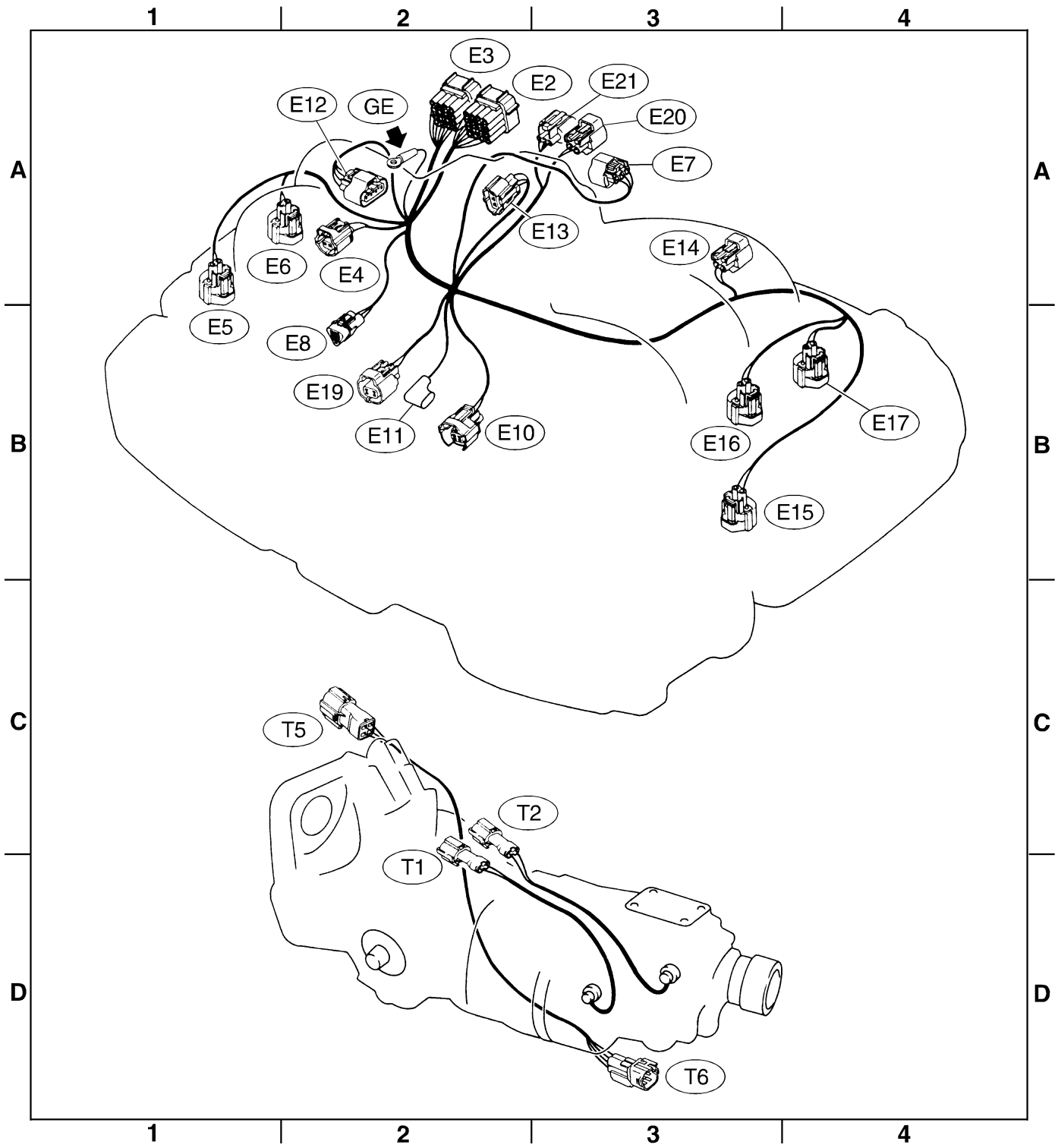
★: Non-colored

Connector				Connecting to	
No.	Pole	Color	Area	No.	Name
T1	2	Gray	D-1	B24	Bulkhead wiring harness
T2	2	Brown	D-1	B25	
T5	4	Gray	C-2	B19	Bulkhead wiring harness
T6	4	Gray	D-3		Rear oxygen sensor

★: Non-colored

ENGINE WIRING HARNESS AND TRANSMISSION CORD

Wiring System



B6M1322A

ENGINE WIRING HARNESS AND TRANSMISSION CORD

Wiring System

2. 4-CYLINDER ENGINE AT MODEL S903447A1302

Connector				Connecting to	
No.	Pole	Color	Area	No.	Name
E2	20	★	A-2	B21	Bulkhead wiring harness
E3	16	Brown	A-2	B22	Bulkhead wiring harness
E4	2	Blue	A-2		Purge control solenoid valve
E5	2	Gray	B-1		Injector #1
E6	2	Gray	A-2		Injector #3
E7	6	★	A-3		Idle air control solenoid valve
E8	3	★	B-2		Engine coolant temperature sensor and thermometer
E10	2	★	B-2		Crankshaft position sensor
E11	1	★	B-2		Oil pressure switch
E12	4	Dark gray	A-2		Ignition coil and ignitor
E13	4	★	A-3		Throttle position sensor
E14	2	Gray	B-3		Knock sensor
E15	2	★	B-3		Camshaft position sensor
E16	2	Gray	B-3		Injector #2
E17	2	Gray	B-4		Injector #4
E19	2	★	B-2		Power steering oil pressure switch
E21	4	★	A-3		Pressure sensor and intake air temperature sensor
E42	2	★	A-3		Air assist solenoid valve

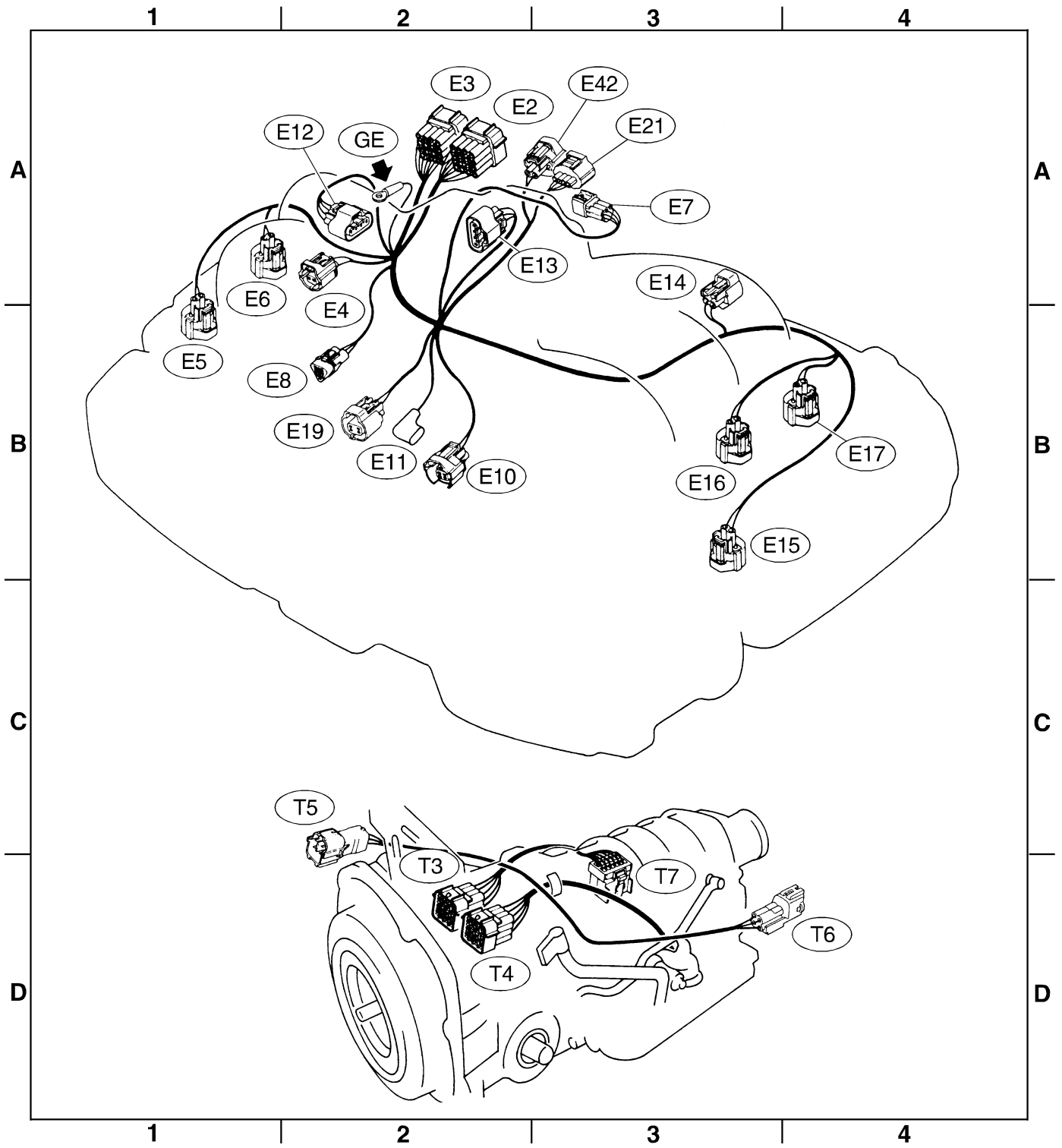
★: Non-colored

Connector				Connecting to	
No.	Pole	Color	Area	No.	Name
T3	12	★	D-3	B12	Bulkhead wiring harness
T4	20	Black	D-3	B11	
T5	4	Gray	C-2	B19	Bulkhead wiring harness
T6	4	Gray	D-4		Rear oxygen sensor
T7	12	★	C-4		Inhibitor switch

★: Non-colored

ENGINE WIRING HARNESS AND TRANSMISSION CORD

Wiring System



B6M1321A

ENGINE WIRING HARNESS AND TRANSMISSION CORD

Wiring System

3. 6-CYLINDER ENGINE MODEL S903447A1303

Connector				Connecting to	
No.	Pole	Color	Area	No.	Name
E1	16	Dark gray		B20	Bulkhead wiring harness
E2	20	Light gray		B21	
E3	16	Brown		B22	
E4	2	★			Purge control solenoid valve
E5	2	★			Fuel injector No. 1
E6	2	★			Fuel injector No. 3
E7	3	★			Idle speed control solenoid valve
E8	3	★			Engine coolant temperature sensor and thermometer
E10	2	★			Crankshaft position sensor
E11	1	★			Oil pressure switch
E13	3	★			Throttle position sensor
E14	2	★			Knock sensor-1
E15	3	★			Camshaft position sensor
E16	2	★			Fuel injector No. 2
E17	2	★			Fuel injector No. 4
E18	6	★			EGR solenoid valve
E19	2	★			Power steering oil pressure switch
E20	2	Black			Intake air temperature sensor
E21	3	★			Pressure sensor
E24	4	★			Front oxygen (A/F) sensor LH
E30	2	★			Induction valve control solenoid
E31	3	Black			Ignition coil No. 1
E32	3	Black			Ignition coil No. 2
E33	3	Black			Ignition coil No. 3
E34	3	Black			Ignition coil No. 4
E43	2	★			Fuel injector No. 5
E44	2	★			Fuel injector No. 6
E45	3	Black			Ignition coil No. 5
E46	3	Black			Ignition coil No. 6
E47	3	★			Front oxygen (A/F) sensor RH
E48	2	★			Knock sensor-2
E49	8	Dark gray		B252	Bulkhead wiring harness

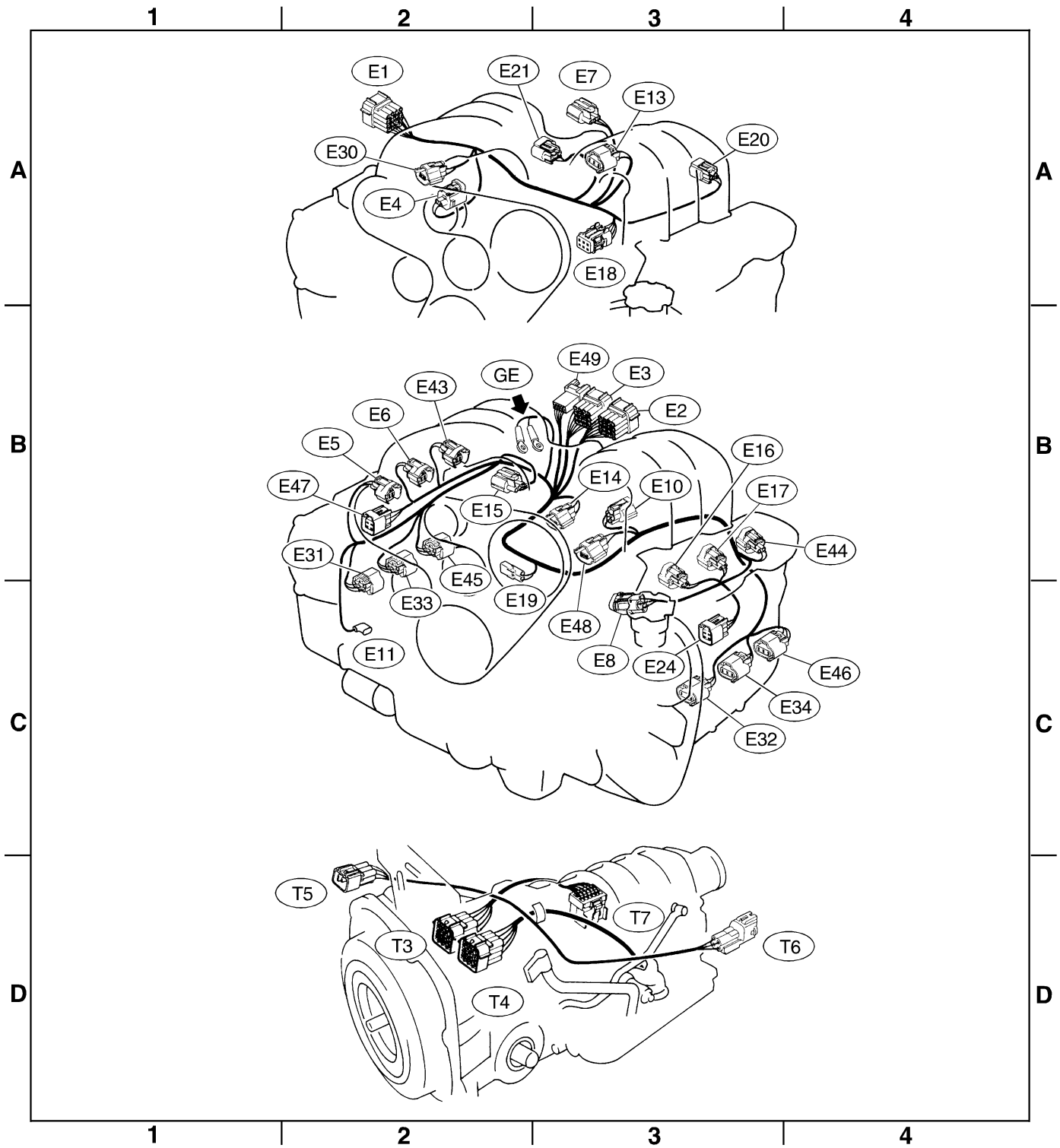
★: Non-colored

Connector				Connecting to	
No.	Pole	Color	Area	No.	Name
T3	12	Black	D-3	B12	Bulkhead wiring harness
T4	20	Black	D-3	B11	
T5	6	★	C-2	B19	Bulkhead wiring harness
T6	4	★	D-4		Rear oxygen sensor
T7	12	★	C-4		Inhibitor switch

★: Non-colored

ENGINE WIRING HARNESS AND TRANSMISSION CORD

Wiring System



B6M1554A