

AIR BREATHER HOSE

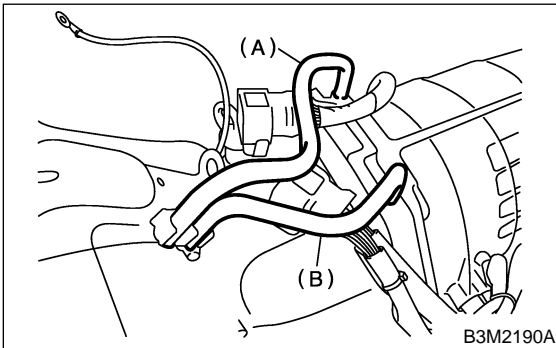
Automatic Transmission

3. Air Breather Hose S510208

A: REMOVAL S510208A18

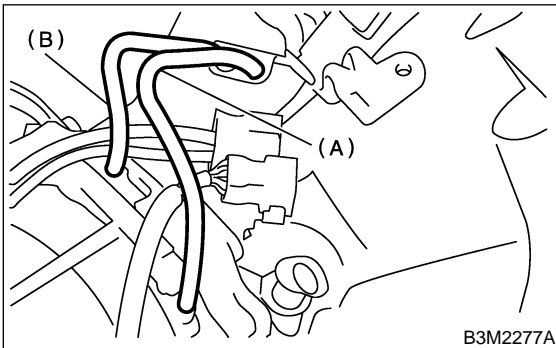
1) Disconnect the air breather hoses.

● 3.0 L and TURBO models



- (A) Air breather hose (Transmission case)
- (B) Air breather hose (Oil pump housing)

● Except 3.0 L and TURBO models

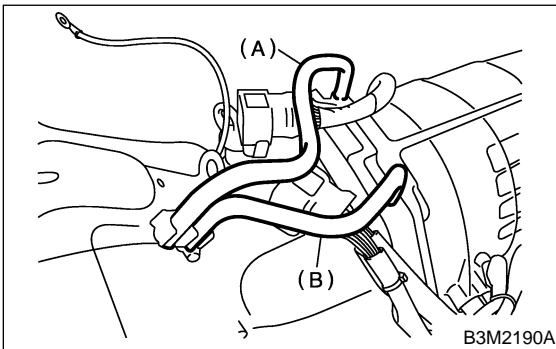


- (A) Air breather hose (Transmission case)
- (B) Air breather hose (Oil pump housing)

B: INSTALLATION S510208A11

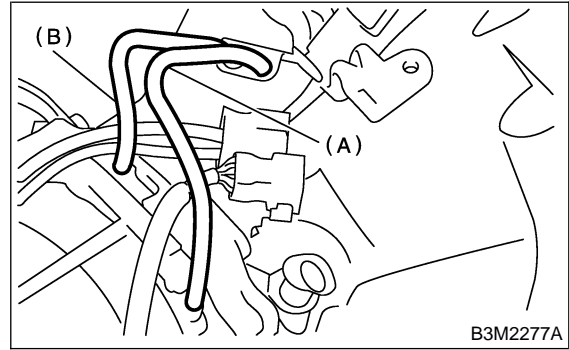
1) Install air breather hoses.

● 3.0 L and TURBO models



- (A) Air breather hose (Transmission case)
- (B) Air breather hose (Oil pump housing)

● Except 3.0 L and TURBO models



- (A) Air breather hose (Transmission case)
- (B) Air breather hose (Oil pump housing)

C: INSPECTION S510208A10

Make sure the hose is not cracked or clogged.