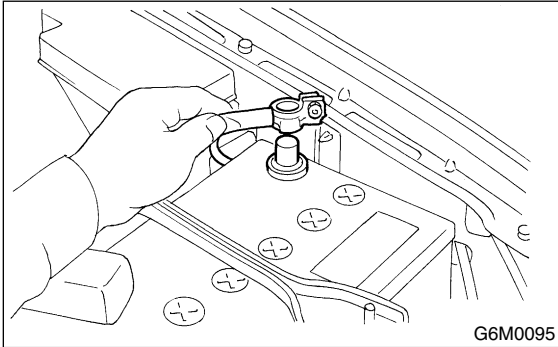


5. Crankshaft Position Sensor


S175043

A: REMOVAL S175043A18

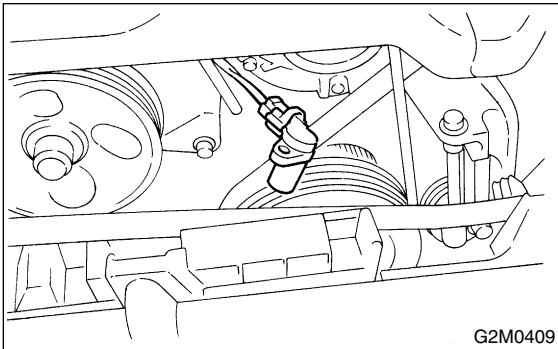
- 1) Disconnect battery ground cable.



- 2) Remove bolt which installs crankshaft position sensor to cylinder block.



- 3) Remove crankshaft position sensor, and disconnect connector from it.



B: INSTALLATION S175043A11

Install in the reverse order of removal.

Tightening torque:

T: 6.4 N·m (0.65 kgf-m, 4.7 ft-lb)

