

CAMSHAFT POSITION SENSOR

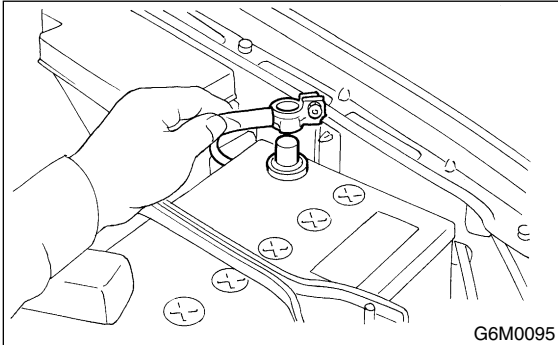
Fuel Injection (Fuel Systems)

6. Camshaft Position Sensor

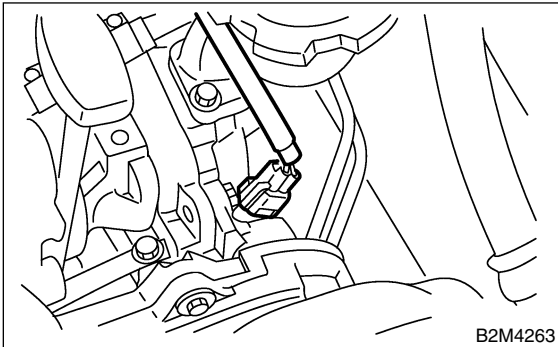
S175041

A: REMOVAL S175041A18

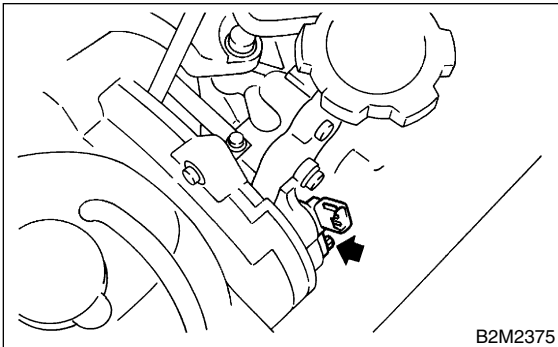
- 1) Disconnect battery ground cable.



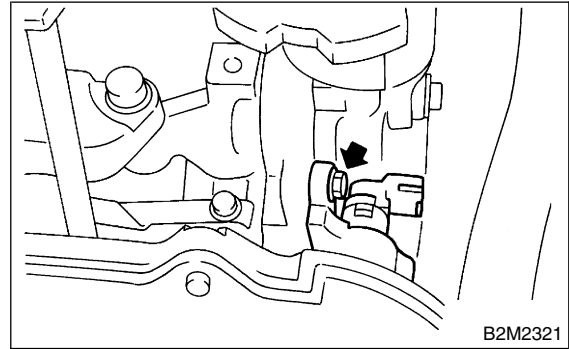
- 2) Disconnect connector from camshaft position sensor.



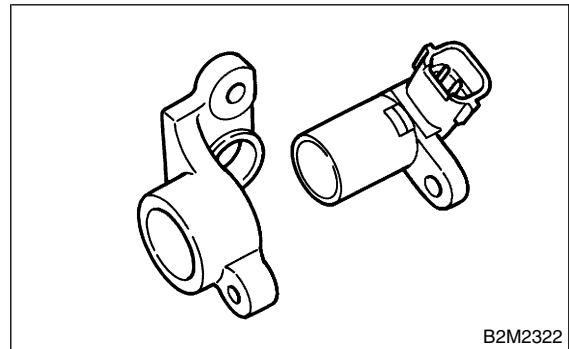
- 3) Remove bolt which installs camshaft position sensor to camshaft position sensor support.



- 4) Remove bolt which installs camshaft position sensor support to camshaft cap LH.



- 5) Remove camshaft position sensor and camshaft position sensor support as a unit.
- 6) Remove camshaft position sensor itself.



B: INSTALLATION S175041A11

Install in the reverse order of removal.

Tightening torque:

- **Camshaft position sensor support;**
6.4 N·m (0.65 kgf-m, 4.7 ft-lb)
- **Camshaft position sensor;**
6.4 N·m (0.65 kgf-m, 4.7 ft-lb)