

INTAKE AIR TEMPERATURE AND PRESSURE SENSOR

Fuel Injection (Fuel Systems)

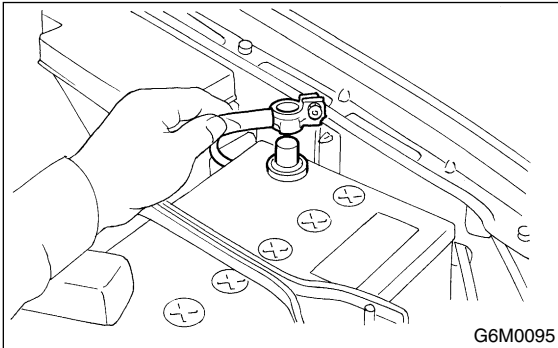
9. Intake Air Temperature and Pressure Sensor

S175044

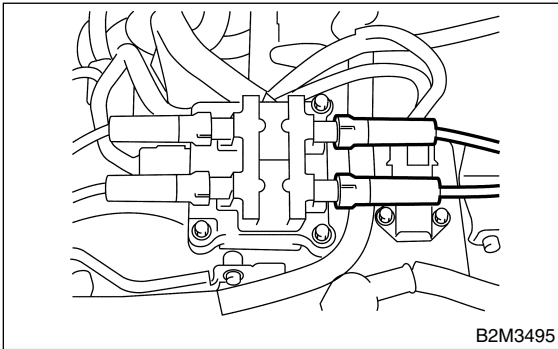
A: REMOVAL

S175044A18

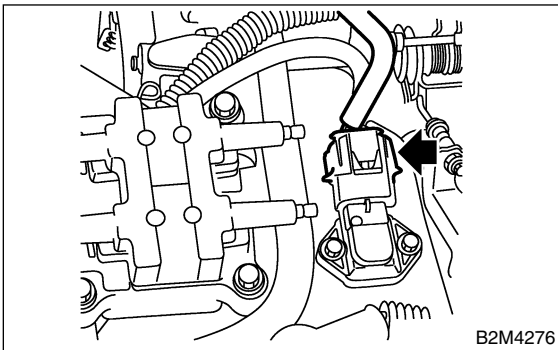
- 1) Disconnect battery ground cable.



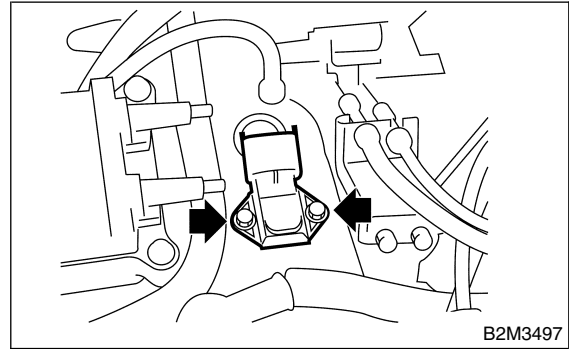
- 2) Disconnect spark plug cord from ignition coil and ignitor assembly.



- 3) Disconnect connector from intake air temperature and pressure sensor.



- 4) Remove intake air temperature and pressure sensor.



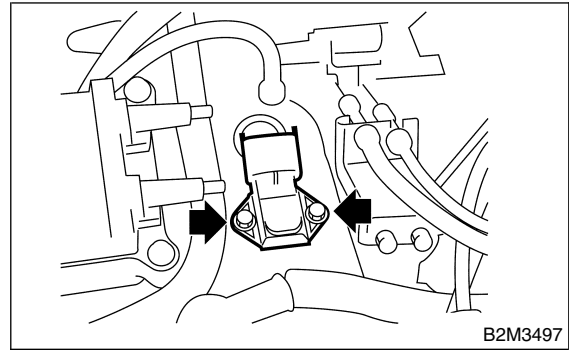
B: INSTALLATION

S175044A11

Install in the reverse order of removal.

Tightening torque:

3.4 N·m (0.35 kgf·m, 2.5 ft·lb)



NOTE:

Replace O-ring with a new one.

