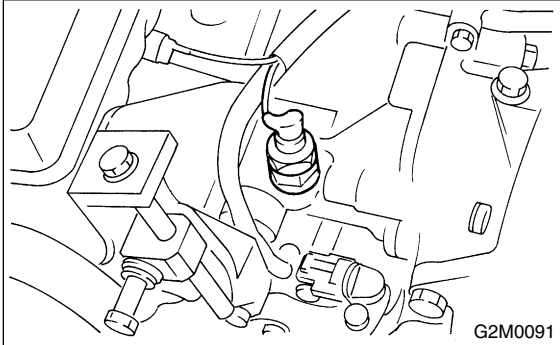


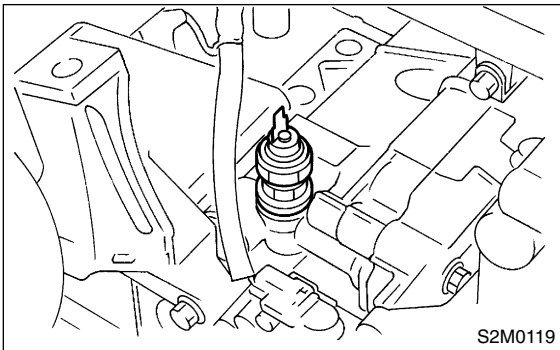
6. Oil Pressure Switch S178069

A: REMOVAL S178069A18

- 1) Remove generator from bracket. <Ref. to SC-15, REMOVAL, Generator.>
- 2) Disconnect terminal from oil pressure switch.



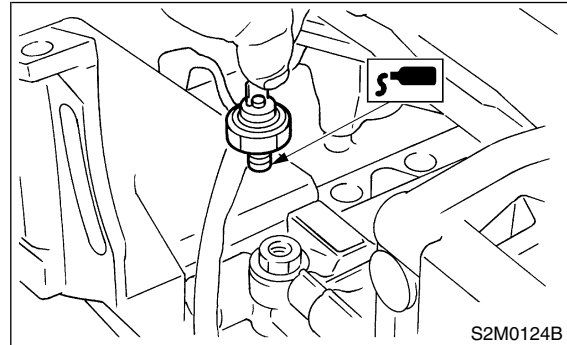
- 3) Remove oil pressure switch.



B: INSTALLATION S178069A11

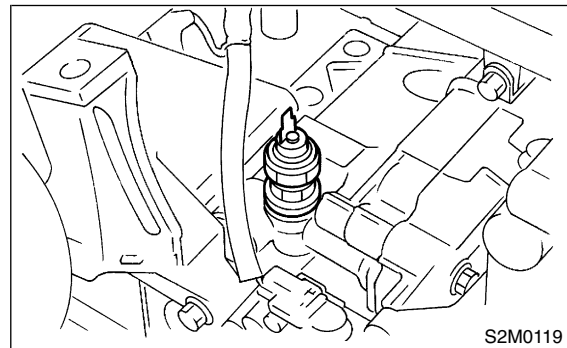
- 1) Apply fluid packing to oil pressure switch threads.

Fluid packing:
THREE BOND 1215 or equivalent

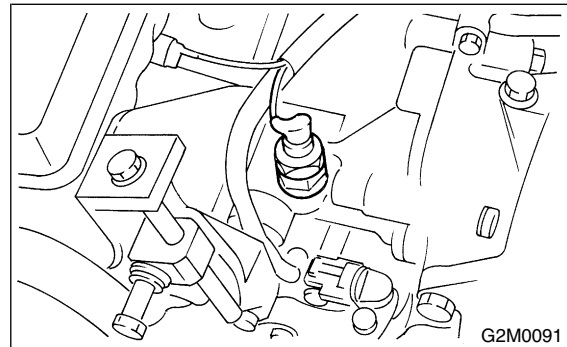


- 2) Install oil pressure switch onto engine block.

Tightening torque:
25 N-m (2.5 kgf-m, 18.1 ft-lb)



- 3) Connect terminal of oil pressure switch.



- 4) Install generator on bracket. <Ref. to SC-15, INSTALLATION, Generator.>

C: INSPECTION S178069A10

Make sure oil does not leak or seep from where the oil pressure switch is installed.