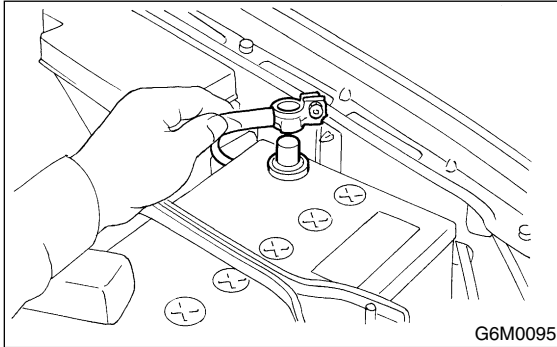


6. Camshaft Position Sensor

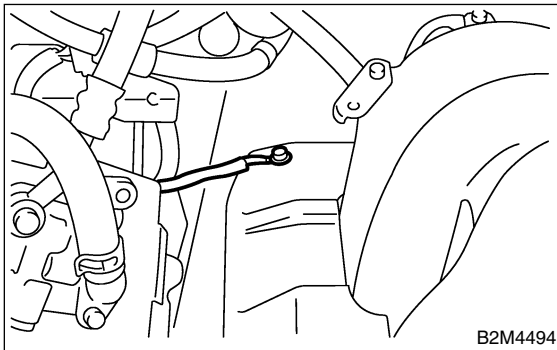
S145041

A: REMOVAL S145041A18

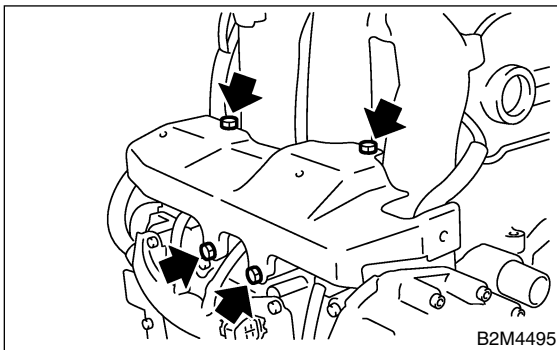
- 1) Disconnect battery ground cable.



- 2) Remove air cleaner.
<Ref. to IN(H6)-5, REMOVAL, Air Cleaner.>
- 3) Remove ground cable from fuel pipe protector RH.

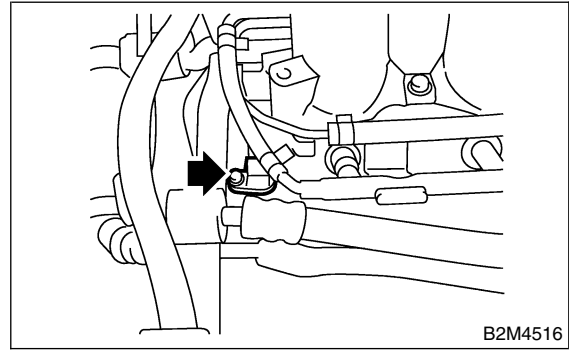


- 4) Remove fuel pipe protector RH.



- 5) Disconnect connector from camshaft position sensor.

- 6) Remove camshaft position sensor.



B: INSTALLATION S145041A11

Install in the reverse order of removal.

Tightening torque:

- **Camshaft position sensor;**
6.4 N·m (0.65 kgf-m, 4.7 ft-lb)
- **Fuel pipe protector RH;**
19 N·m (1.9 kgf-m, 14 ft-lb)