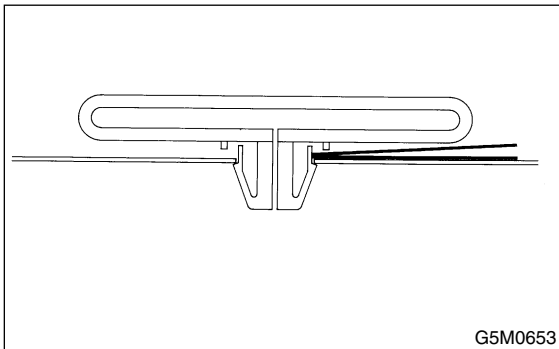
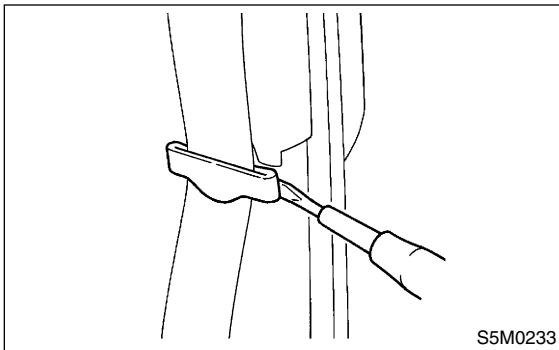


## 3. Front Seat Belt S801303

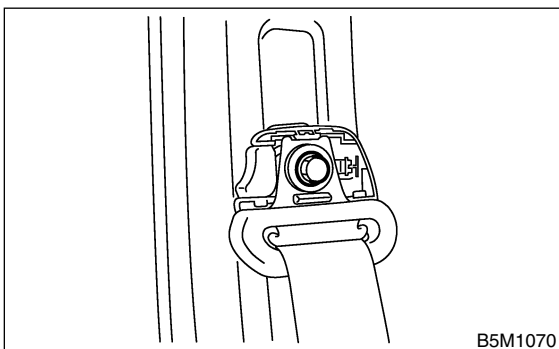
### A: REMOVAL S801303A18

#### 1. OUTER BELT (FRONT) S801303A1801

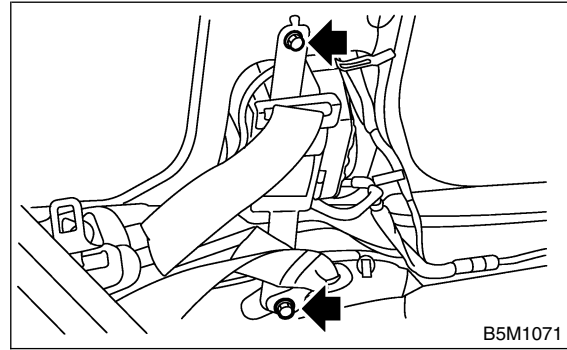
- 1) Fold backrest all the way forward, and then move front seat all the way forward.
- 2) Turn ignition switch OFF, disconnect ground cable from battery, and wait for more than 20 seconds before starting work.
- 3) Remove center pillar lower trim. <Ref. to EI-43, REMOVAL, Inner Trim Panel.>
- 4) Remove webbing guide.



- 5) Remove anchor cover. Loosen shoulder anchor bolt, and then detach shoulder anchor from center pillar.



- 6) Turn over the floor mat to remove bolt.



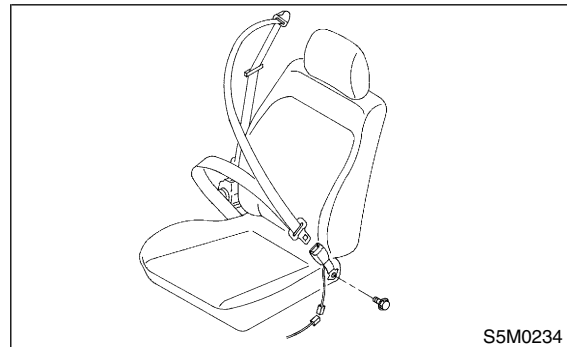
- 7) Disconnect yellow connector of pretensioner harness, and remove outer belt (front).

#### CAUTION:

- Do not drop or apply any impact to pretensioner.
- Pretensioner and bracket should be treated as an assembly. Do not attempt to disassemble it.

#### 2. INNER BELT (FRONT) S801303A1802

- 1) Disconnect connector.
- 2) Remove anchor bolt, and then detach inner belt.



# FRONT SEAT BELT

Seat Belt System

---

## **B: INSTALLATION** SB01303A11

### **1. OUTER BELT (FRONT)** SB01303A1101

Install in the reverse order of removal.

#### **CAUTION:**

- **The parts on left and right are not identical. Before installation, make sure that the correct part is used.**
- **Be careful not to twist belts during installation.**

### **2. INNER BELT (FRONT)** SB01303A1102

Install in the reverse order of removal.

#### ***Tightening torque:***

***Refer to COMPONENT in General Description.***

***<Ref. to SB-2, FRONT SEAT BELT, COMPONENT, General Description.>***

## **C: INSPECTION** SB01303A10

### **1. OUTER BELT (FRONT)** SB01303A1001

Check for the following, and replace with new parts if necessary.

- Pretensioner is cracked or deformed.
- Seat belt is slackened, bent, or frayed. Seat belt is abnormally wound or extended.

### **2. INNER BELT (FRONT)** SB01303A1002

Check for the following, and replace with new parts if necessary.

- Inner belt is deformed or damaged.
- Seat belt buckle is engaged improperly.