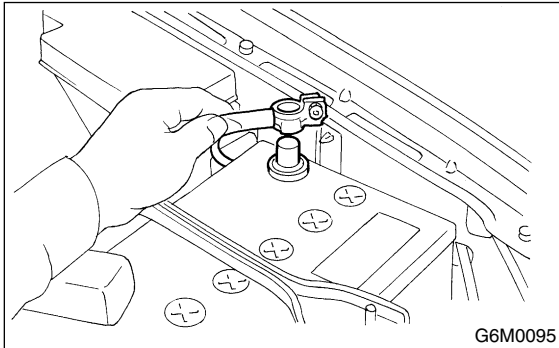


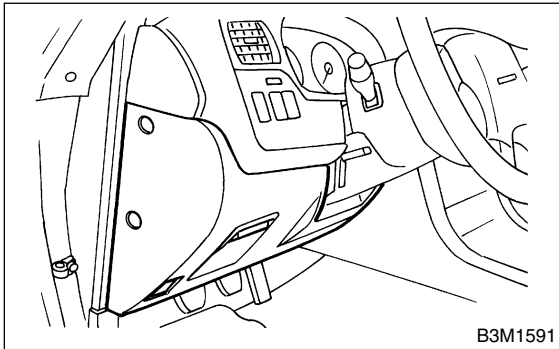
19. Transmission Control Module (TCM) S502225

A: REMOVAL S502225A18

- 1) Disconnect battery ground cable.

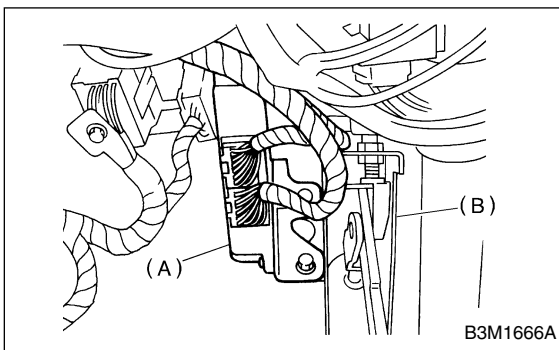


- 2) Remove lower cover and then disconnect connector.



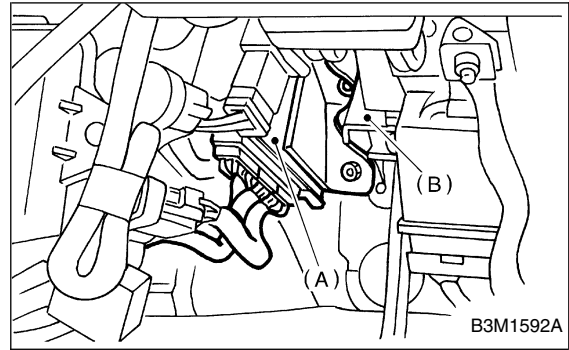
- 3) Disconnect connectors from transmission control module.

MPT model



- (A) Transmission control module
- (B) Brake pedal bracket

VTD model



- (A) Transmission control module
- (B) Brake pedal bracket

- 4) Remove transmission control module.

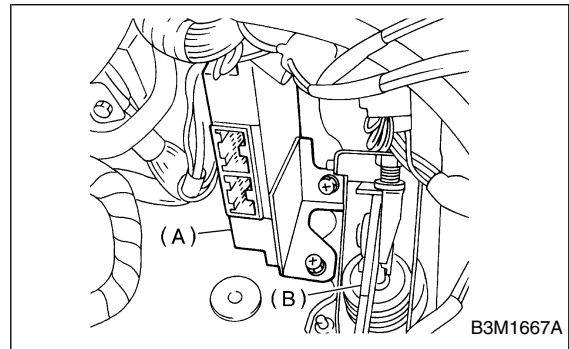
B: INSTALLATION S502225A11

- 1) Install transmission control module.

Tightening torque:

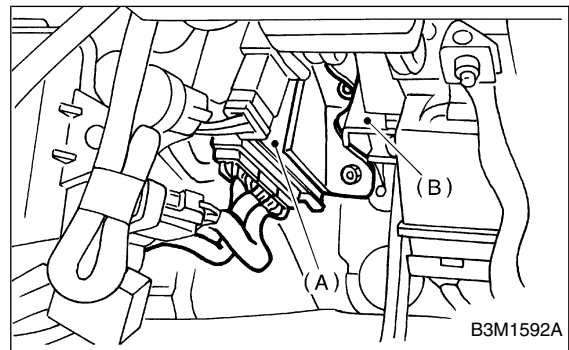
7.5 N·m (0.76 kgf·m, 5.5 ft·lb)

MPT model



- (A) Transmission control module
- (B) Pedal bracket

VTD model



- (A) Transmission control module
- (B) Brake pedal bracket

- 2) Connect connectors to transmission control module.
- 3) Install in the reverse order of removal.