

54. Engine Wiring Harness and Transmission Cord

S903447

A: LOCATION

S903447A13

1. 4-CYLINDER ENGINE MT MODEL

S903447A1301

Connector				Connecting to	
No.	Pole	Color	Area	No.	Name
E2	20	★	A-2	B21	Bulkhead wiring harness
E3	16	Brown	A-2	B22	Bulkhead wiring harness
E4	2	Blue	A-2		Purge control solenoid valve
E5	2	Gray	B-1		Injector #1
E6	2	Gray	A-2		Injector #3
E7	6	Gray	A-3		Idle air control solenoid valve
E8	3	★	B-2		Engine coolant temperature sensor and thermometer
E10	2	★	B-2		Crankshaft position sensor
E11	1	★	B-2		Oil pressure switch
E12	4	Dark gray	A-2		Ignition coil and ignitor
E13	3	Black	A-3		Throttle position sensor
E14	2	Gray	B-3		Knock sensor
E15	2	★	B-3		Camshaft position sensor
E16	2	Gray	B-3		Injector #2
E17	2	Gray	B-4		Injector #4
E19	2	★	B-2		Power steering oil pressure switch
E21	4	★	A-3		Pressure sensor and intake air temperature sensor
E42	2	★	A-3		Air assist injector solenoid valve

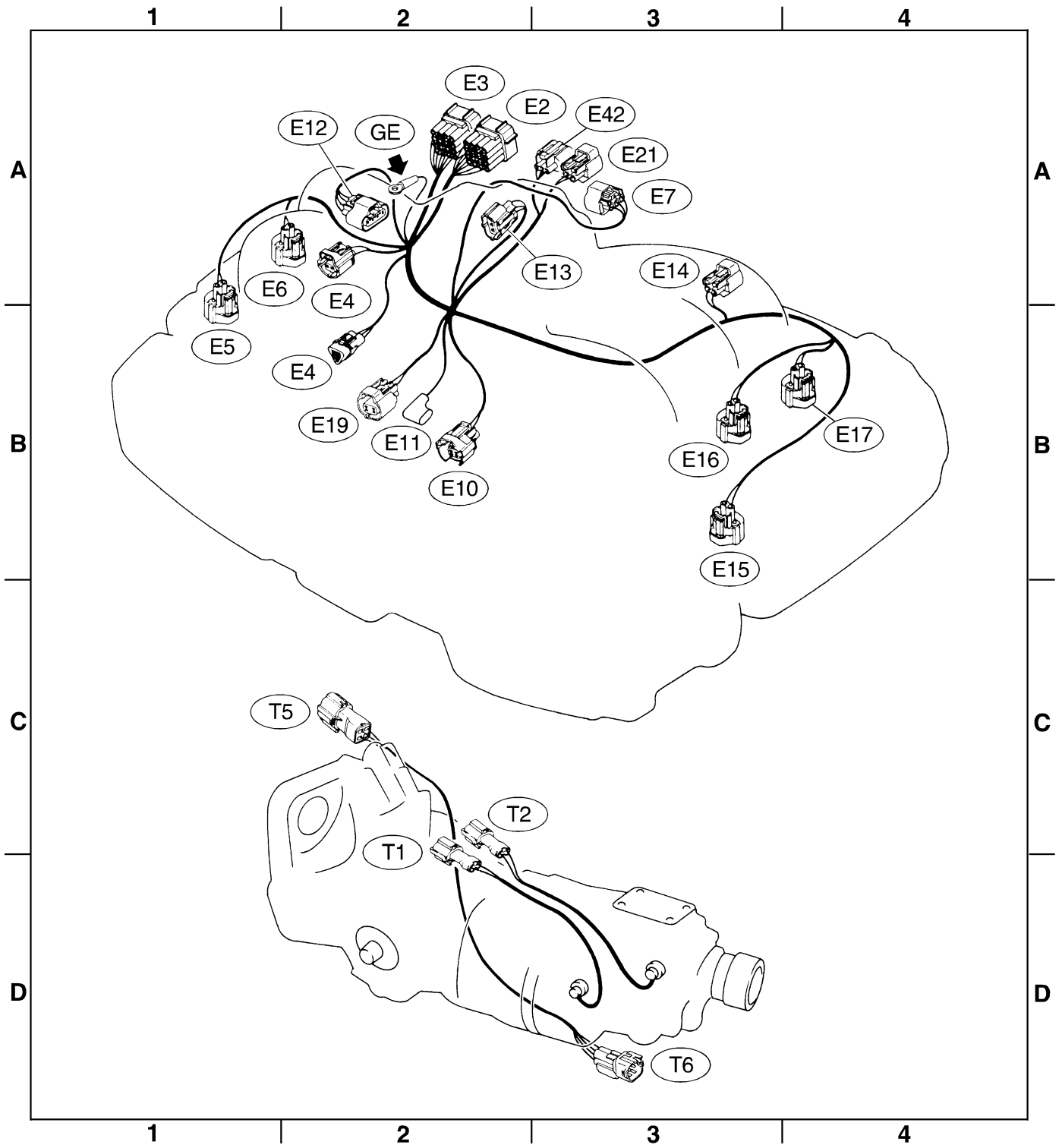
★: Non-colored

Connector				Connecting to	
No.	Pole	Color	Area	No.	Name
T1	2	Gray	D-1	B24	Bulkhead wiring harness
T2	2	Brown	D-1	B25	
T5	4	Gray	C-2	B19	Bulkhead wiring harness
T6	4	Gray	D-3		Rear oxygen sensor

★: Non-colored

ENGINE WIRING HARNESS AND TRANSMISSION CORD

Wiring System



B6M1634A

ENGINE WIRING HARNESS AND TRANSMISSION CORD

Wiring System

2. 4-CYLINDER ENGINE AT MODEL S903447A1302

Connector				Connecting to	
No.	Pole	Color	Area	No.	Name
E2	20	★	A-2	B21	Bulkhead wiring harness
E3	16	Brown	A-2	B22	Bulkhead wiring harness
E4	2	Blue	A-2		Purge control solenoid valve
E5	2	Gray	B-1		Injector #1
E6	2	Gray	A-2		Injector #3
E7	6	★	A-3		Idle air control solenoid valve
E8	3	★	B-2		Engine coolant temperature sensor and thermometer
E10	2	★	B-2		Crankshaft position sensor
E11	1	★	B-2		Oil pressure switch
E12	4	Dark gray	A-2		Ignition coil and ignitor
E13	4	★	A-3		Throttle position sensor
E14	2	Gray	B-3		Knock sensor
E15	2	★	B-3		Camshaft position sensor
E16	2	Gray	B-3		Injector #2
E17	2	Gray	B-4		Injector #4
E19	2	★	B-2		Power steering oil pressure switch
E21	4	★	A-3		Pressure sensor and intake air temperature sensor
E42	2	★	A-3		Air assist injector solenoid valve

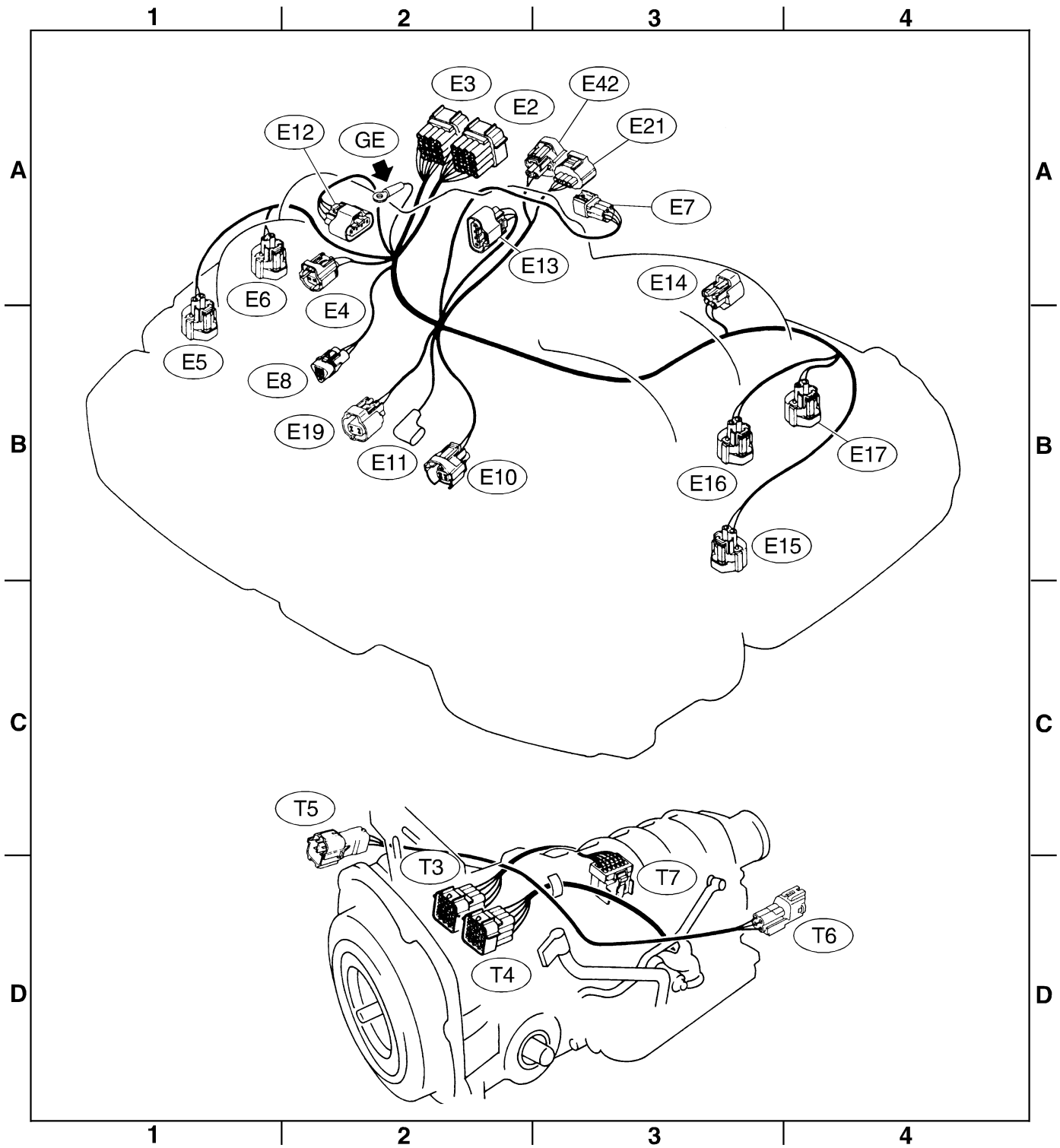
★: Non-colored

Connector				Connecting to	
No.	Pole	Color	Area	No.	Name
T3	12	★	D-3	B12	Bulkhead wiring harness
T4	20	Black	D-3	B11	
T5	4	Gray	C-2	B19	Bulkhead wiring harness
T6	4	Gray	D-4		Rear oxygen sensor
T7	12	★	C-4		Inhibitor switch

★: Non-colored

ENGINE WIRING HARNESS AND TRANSMISSION CORD

Wiring System



B6M1321A

ENGINE WIRING HARNESS AND TRANSMISSION CORD

Wiring System

3. 6-CYLINDER ENGINE MODEL S903447A1303

Connector				Connecting to	
No.	Pole	Color	Area	No.	Name
E1	16	Dark gray	A-2	B20	Bulkhead wiring harness
E2	20	Light gray	B-3	B21	
E3	16	Brown	B-3	B22	
E4	2	Black	A-2		Purge control solenoid valve
E5	2	Gray	B-2		Fuel injector No. 1
E6	2	Gray	B-2		Fuel injector No. 3
E7	3	Gray	A-3		Idle speed control solenoid valve
E8	3	Light gray	C-3		Engine coolant temperature sensor and thermometer
E10	2	Gray	B-3		Crankshaft position sensor
E11	1	★	C-2		Oil pressure switch
E13	3	Black	A-3		Throttle position sensor
E14	2	Blue	B-3		Knock sensor-1
E15	3	Gray	B-2		Camshaft position sensor
E16	2	Gray	B-3		Fuel injector No. 2
E17	2	Gray	B-3		Fuel injector No. 4
E18	6	Gray	A-3		EGR solenoid valve
E19	1	★	C-2		Power steering oil pressure switch
E20	2	Black	A-3		Intake air temperature sensor
E21	3	Black	A-2		Pressure sensor
E24	4	Dark gray	C-3		Front oxygen (A/F) sensor LH
E30	2	Brown	A-2		Induction valve control solenoid
E31	3	Black	B-2		Ignition coil No. 1
E32	3	Black	C-3		Ignition coil No. 2
E33	3	★	C-2		Ignition coil No. 3
E34	3	★	C-4		Ignition coil No. 4
E43	2	Gray	B-2		Fuel injector No. 5
E44	2	Gray	B-4		Fuel injector No. 6
E45	3	Black	B-2		Ignition coil No. 5
E46	3	Black	C-4		Ignition coil No. 6
E47	4	Dark gray	B-2		Front oxygen (A/F) sensor RH
E48	2	Blue	C-3		Knock sensor-2
E49	8	Dark gray	B-3	B252	Bulkhead wiring harness

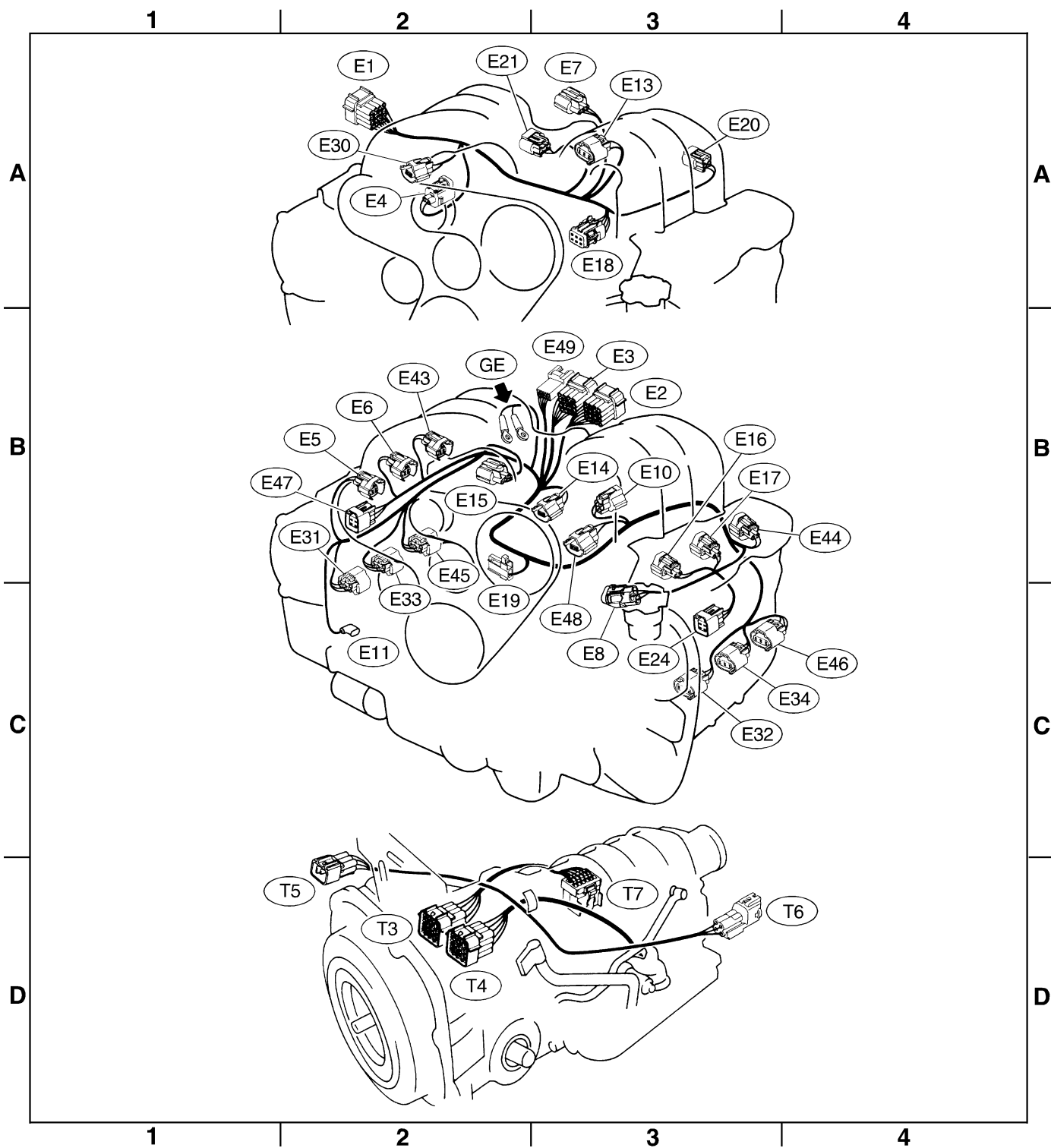
★: Non-colored

Connector				Connecting to	
No.	Pole	Color	Area	No.	Name
T3	12	Black	D-2	B12	Bulkhead wiring harness
T4	20	Black	D-2	B11	
T5	6	★	D-2	B19	Bulkhead wiring harness
T6	4	★	D-3		Rear oxygen sensor
T7	12	★	D-3		Inhibitor switch

★: Non-colored

ENGINE WIRING HARNESS AND TRANSMISSION CORD

Wiring System



B6M1643A