

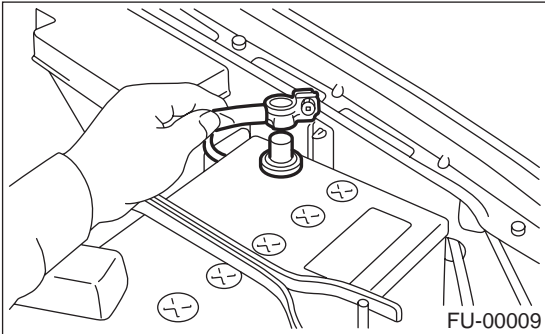
CRANKSHAFT POSITION SENSOR

FUEL INJECTION (FUEL SYSTEMS)


5. Crankshaft Position Sensor

A: REMOVAL

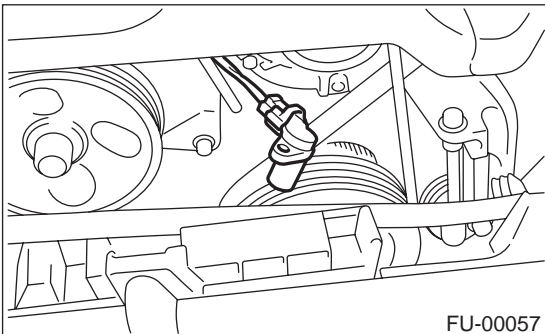
- 1) Disconnect battery ground cable.



- 2) Remove bolt which installs crankshaft position sensor to cylinder block.



- 3) Remove crankshaft position sensor, and disconnect connector from it.



B: INSTALLATION

Install in the reverse order of removal.

Tightening torque:

T: 6.4 N·m (0.65 kgf-m, 4.7 ft-lb)

