

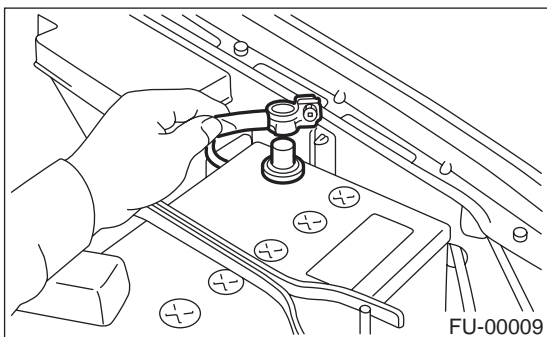
AIR INTAKE CHAMBER

INTAKE (INDUCTION)

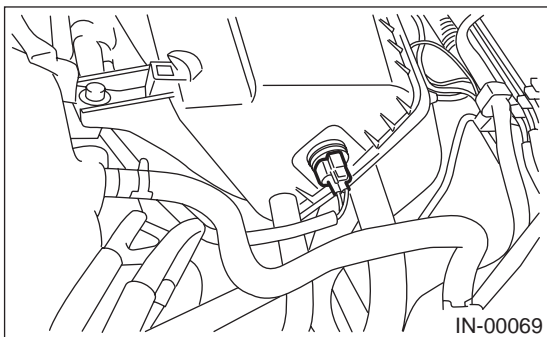
3. Air Intake Chamber

A: REMOVAL

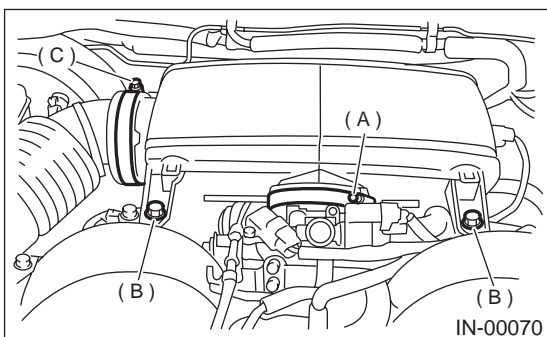
- 1) Disconnect battery ground cable.



- 2) Disconnect connector from intake air temperature sensor.



- 3) Loosen clamp (A) which connects air intake chamber to throttle body.
- 4) Remove bolts (B) which install air intake chamber to intake manifold.
- 5) Loosen clamp (C) which connects air intake chamber to air intake boot.



- 6) Disconnect hoses from air intake chamber.
- 7) Remove air intake chamber.

B: INSTALLATION

Install in the reverse order of removal.

C: INSPECTION

Inspect for cracks and loose connections.