

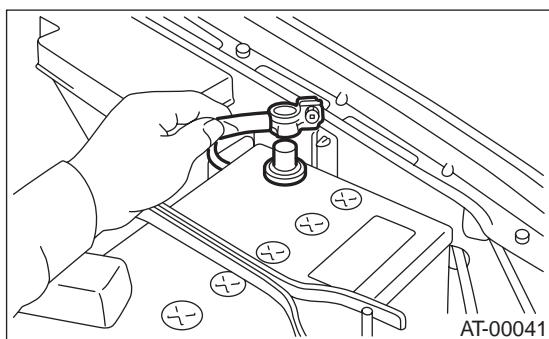
INTEGRATED MODULE

CONTROL SYSTEMS

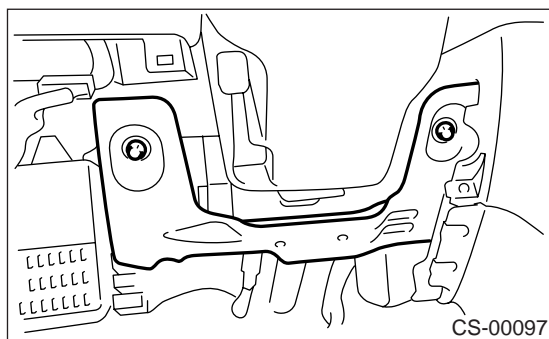
7. Integrated Module

A: REMOVAL


- 1) Disconnect the ground cable from battery.



- 2) Remove the lower cover.
- 3) Remove the knee bolster.



- 4) Disconnect the connector from integrated module.
- 5) Remove the integrated module.



B: INSTALLATION

Install in the reverse order of removal.

CS-35