

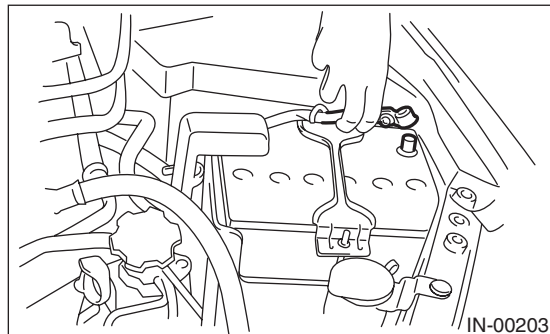
# Crankshaft Position Sensor

FUEL INJECTION (FUEL SYSTEMS)

## 5. Crankshaft Position Sensor


### A: REMOVAL

1) Disconnect the ground cable from the battery.

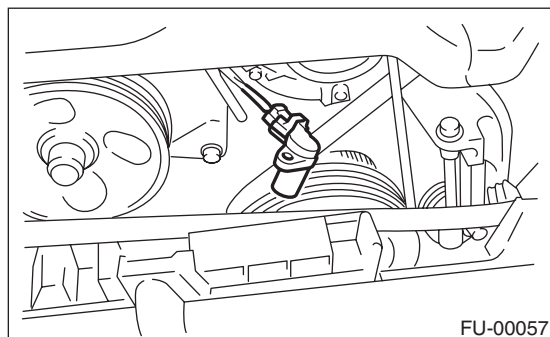


2) Remove the generator. <Ref. to SC(H4SO)-21, REMOVAL, Generator.>

3) Remove the bolt which installs crankshaft position sensor to cylinder block.



4) Remove the crankshaft position sensor, and then disconnect the connector from it.



### B: INSTALLATION

Install in the reverse order of removal.

**Tightening torque:**

**T: 6.4 N·m (0.65 kgf-m, 4.7 ft-lb)**

