

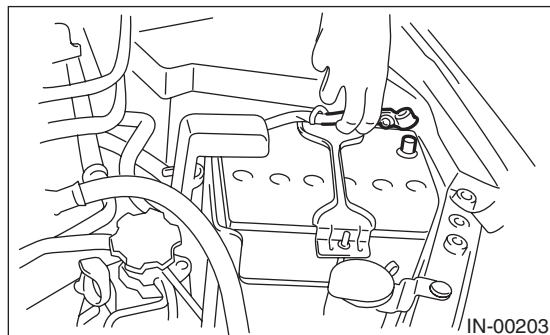
Throttle Body

FUEL INJECTION (FUEL SYSTEMS)

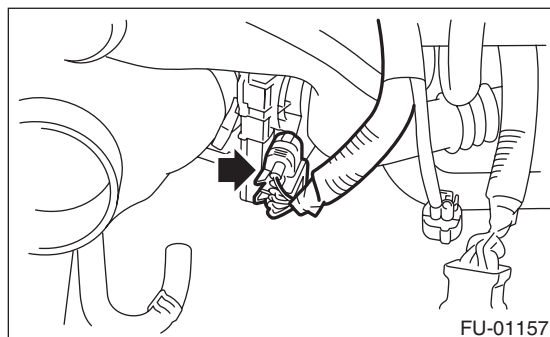
2. Throttle Body

A: REMOVAL

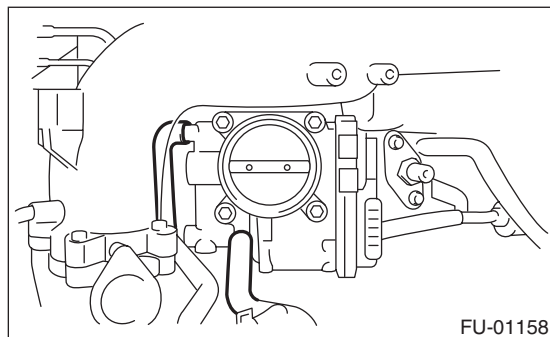
- 1) Remove the collector cover.
- 2) Disconnect the ground cable from battery.



- 3) Remove the intercooler. <Ref. to IN(H4DOTC)-12, REMOVAL, Intercooler.>
- 4) Disconnect the connectors from the throttle position sensor.



- 5) Disconnect the engine coolant hoses from throttle body.



- 6) Remove the bolts which install throttle body to the intake manifold.

B: INSTALLATION

Install in the reverse order of removal.

NOTE:

Always use new O-rings.

Tightening torque:

8 N·m (0.8 kgf-m, 5.9 ft-lb)

